

Get Ready
for Grade 3



Reading **eeggs**

SUMMER

FUN PACK



www.readingeggs.com



Dear Parent or Guardian,

Your child has take-home access to Reading Eggs/Eggspress, a highly engaging and personalized reading resource that makes learning to read fun for kids. They simply sign-in using any compatible computer or mobile device.

Fast Phonics is designed for children who could use support recognizing letters and their sounds. Children explore peaks, full of fun activities and decodable reading books, along with the yeti and friends.

Reading Eggs makes learning to read interesting and engaging for kids, with great online reading games and activities. Children love the games, songs, golden eggs and other rewards which, along with feeling proud of their reading, really motivate children to keep exploring and learning.

Reading Eggspress is designed for the older readers and provides them with a unique and effective learning environment where they can improve their English language and comprehension skills in a way that is both exciting and relevant.

What's included?


Student Console Map



Top 8 Tips on using Reading Eggs at home

Activity Pack

Student
Reading Eggs
Login



Login and Password

Login

Password

☐ Remember me [Need help? Click here](#)

Let me in

Reading Eggs can be accessed on PC / Mac, and Android devices as well as windows tablets and Chromebooks. Download the free app to access Reading Eggs, out and about, on your phone.



Student Console Map

Blue gems: Words

Students can review all of the new words they have learned, organized per Peak. This is ideal for revision and for building confidence. Students can feel proud of their achievements.

Yeti shop and coin count

Yeti is the core character in Fast Phonics. Students can use the Yeti coins they have earned to buy a different Yeti. The special purple Yeti is the most exclusive upgrade!

Pink gems: Sounds

In the My Progress area, students can keep track of the letters and sounds they have learned. They can also replay the videos to watch and enjoy at any time.

Green gems: Books

This screen in the My Progress area shows students the collection of books they have read. Students can proudly watch their library grow, and they can reread any book whenever they want.



Student's Yeti

Students can purchase different Yetis from the Yeti Shop.

Play

Enter their current peak.

Logout button

Review Peak Progress

This screen lets students see an overview of their progress. It records their average score for End of Peak Quizzes, as well as the total number of sounds and words learned, and books read. Results are displayed in a simple, colorful format for students to easily understand.

Student's Yeti Cave

Students earn different cave upgrades as they progress through Fast Phonics.

Student Console Map



My Program

The My Program feature provides more than 350 fiction and nonfiction books that match each students' reading level!



Storylands

These 20 lessons contain 140 activities that cover Emergent and Early reading levels 1-10 and build reading, vocabulary and comprehension skills in the land of Clinker Castle. Storylands is available after lesson 60.



Spelling

This section focuses on building students' skills in spelling. To access this area, students must have completed reading lesson 40.



My Lesson

This is the core of the program - the reading lessons.



Driving Tests

This section consists of tests covering sight words, phonic skills and content-area vocabulary. When a student successfully completes a test, they are rewarded with a racing car game. Driving Tests can be accessed after lesson 40 is completed.



Reading Journal

The Reading Journal celebrates and supports reading for pleasure. It automatically records the books (or chapters) read by the student. They are then able to rate and comment on the books they read. Students even get to design their own Reading Journal.



Story Factory

This section opens up a world of story writing with a weekly story writing competition. A student can access the Story Factory after they complete lesson 10.



House

Each child can visit their house and find all their belongings, including any critters collected, and Story Factory stories they have submitted sitting on their bookshelf. This is available after lesson 10.



Awards

This is where your awards are shown on your trophy shelf.



Games

Students can earn Golden Eggs for completing stack up in the Eggy Bank and they can use them to play games. This can be accessed after students' complete lesson 5.



Puzzles

Students complete word puzzles and practice sight word recognition while being rewarded with Golden Eggs! Puzzles are available after lesson 40 is completed.



Critters

After each lesson, children are rewarded with a great new Reading Eggs critter to add to their zoo.



Play

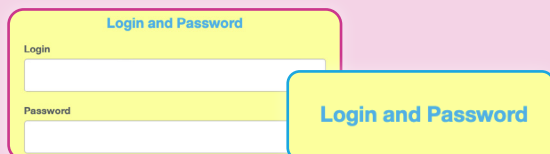
This room consists of seven sections with over 120 fun and exciting activities.



Songs

This is where you can access all of the fantastic songs from within the Reading Eggs lessons, all in one fun spot.

Top 7 tips for using Reading Eggs at home this summer



1. Make sure you have your child's Reading Eggs username and password.

2. Reading Eggs can be accessed on PC / Mac, iOS and Android devices as well as Windows tablets and Chrome books. Download the free app, to use Reading Eggs on your smart phone, great for when you are out and about or on a long car ride.



3. Sign up for a free parent account linked to your child's account. You'll get to see the progress your child has made at school, and as you spend time at home on Reading Eggs, you'll see your child continue to make progress.

4. Encourage your child to earn eggs by completing their lessons. They can use their eggs to shop for their house or Avatar.



5. Visit the Reading Eggs Library with over 3,500 books. Use the age sliders and the search bar to help you choose a book. Don't forget to design your Reading Journal where all your books are tracks automatically! You can even write a review and rate the book.

5. Practicing off-line is important too!
Use the worksheets below to practice on paper.


















7. Reading Eggs is full of great additional activities that make learning fun. In the Play, House, Awards, Plaza, Games, and Critters area, children will enjoy using their rewards to shop and play!

6. Celebrate achievements and effort!
Certificates can be found in 'My Awards'.
If you have access to a printer, print them off and display throughout the house.



Incentive chart for:
















Color each one when you have completed work.

| Week | Day 1 | Day 2 | Day 3 | Day 4 | Day 5 |
|---------------|-------------------------------------------------------------------------------------|-------------------------------------------------------------------------------------|-------------------------------------------------------------------------------------|---------------------------------------------------------------------------------------|---------------------------------------------------------------------------------------|
| Online Lesson |  |  |  |  |  |
| Worksheets |  |  |  |  |  |
| Done! |  |  |  |  |  |

Notes/thoughts/ideas

Incentive chart for:
















Color each one when you have completed work.

| Week | Day 1 | Day 2 | Day 3 | Day 4 | Day 5 |
|---------------|-------------------------------------------------------------------------------------|-------------------------------------------------------------------------------------|-------------------------------------------------------------------------------------|---------------------------------------------------------------------------------------|---------------------------------------------------------------------------------------|
| Online Lesson |  |  |  |  |  |
| Worksheets |  |  |  |  |  |
| Done! |  |  |  |  |  |

Notes/thoughts/ideas

Incentive chart for:

Color each one when you have completed work.

| Week | Day 1 | Day 2 | Day 3 | Day 4 | Day 5 |
|---------------|-------------------------------------------------------------------------------------|-------------------------------------------------------------------------------------|-------------------------------------------------------------------------------------|---------------------------------------------------------------------------------------|---------------------------------------------------------------------------------------|
| Online Lesson |  |  |  |  |  |
| Worksheets |  |  |  |  |  |
| Done! |  |  |  |  |  |

Notes/thoughts/ideas



Amazing!





Yipeeeeeee!



Welcome!



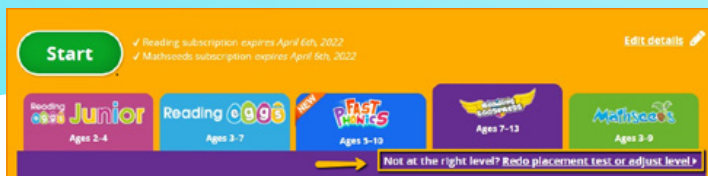
This summer catch up program provides a great way to help your child make the successful transition into 3rd Grade. Using fun-filled online learning activities, combined with carefully selected activity sheets, this program will boost your child's reading and literacy skills.

Bridging the gap is simple with **Reading Eggspress** and can be done in just half an hour a day. So, let's maximize the summer and get started today! The outline for each week will tell you the online lessons, additional reading, and worksheets to be completed.

Login

Login with your parent email and password. If you are unable to remember either of these, please select the *I've forgotten my password or login button* and follow the steps.

To help you navigate through the site we have listed a few steps below. For more information on the program please see our *Parent User Guide*. This can be found on the Family Dashboard in Bonus Material.

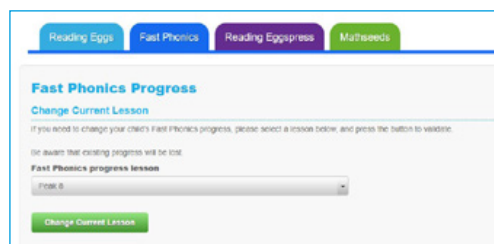


Your child will be working in both **Fast Phonics** and **Reading Eggspress**.

You will need to set them onto the correct level in each program.

For **Fast Phonics**, select the **blue** tab.

For **Reading Eggspress**, select the **purple** tab to adjust progress.



Select the program that you wish to adjust your progress for, then use the dropdown menus to adjust.



To get to the *Additional Library Books* select Library on the student navigation page.

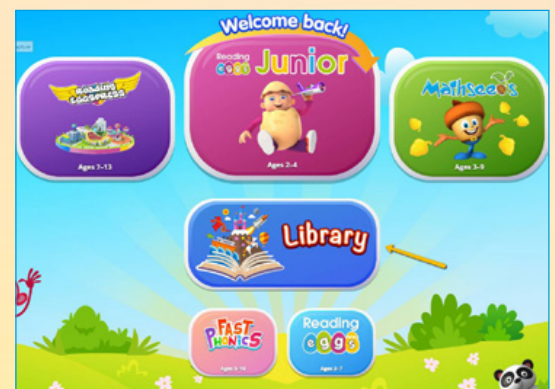
How to find books you need

You can search for books by topic, series, author, reading age, Lexile, or book title. For example, to locate texts about machines for a Grade 3/4 reading level:

Select Search, type in 'machines'.



Drag the pointers to specify an age range or Lexile. The shelves display books for you to browse.



Your child is now ready to begin!

Get Ready for Grade 3

Reading skills focus

Phonics, Spelling, and Word Recognition

- Hear and identify the sounds **ay**, **ie**, **ea**, **oy**, **ir**, and match each sound to its letters.
- Practice breaking a word into its sounds, then blend the sounds to read the word.
- Build reading comprehension skills.
- Read and write the word **please**.
- Practice reading comprehension of fiction texts.

Comprehension: Fiction

- Literal comprehension: find facts and information.
- Inferential comprehension: predict actions, make connections, decide relevance, and draw judgments.
- Critical literacy: interpret character dialogue, behavior, feelings, and motivation.
- Vocabulary and usage: understand the meanings of words.

Grammar

- Grammar: **Nouns** (collective, irregular plurals, pronouns), **verbs** (irregular past tense)

Online

Fast Phonics Peak 15

- Letters and sounds focus: **ay**, **ie**, **ea**, **oy**, **ir**
- Split a word into its sounds for spelling.
- Read high frequency and tricky words – **being**, **called**, **comes**, **could**, **looked**, **Mr.**, **Mrs.**, **myself**, **often**, **or**, **other**, **please**, **people**, **should**, **would**
- Fast recall of the words: **away**, **bay**, **bird**, **boy**, **clay**, **could**, **crayon**, **day**, **dirt**, **first**, **girl**, **heap**, **joy**, **looked**, **Mr.**, **Mrs.**, **play**, **please**, **read**, **say**, **should**, **skirt**, **stay**, **third**, **today**, **toy**, **tray**, **would**
- Read 3 books and answer questions to build comprehension.

Reading Eggspress, Lesson 41

- Comprehension focus: **Think marks**
- Build comprehension skills by making predictions, making connections, deciding relevancy, and interpreting dialogue.
- Understand the meaning of the words: **fragment** (noun), **inspire** (verb), **realize** (verb), **sketch** (verb), **treasure** (noun).
- Complete a quiz testing literal, inferential, vocabulary and usage, text analysis, and critical literacy comprehension skills.

Reading Eggspress, Lesson 42

- Comprehension focus: **Making inferences**
- Build comprehension skills by making predictions, and interpreting character behavior, feelings, and motivation.
- Understand the meaning of the words: **itchy** (adjective), **cast** (noun), **rude** (adjective), **tickled** (verb), **wriggle** (verb).
- Complete a quiz testing literal, inferential, vocabulary and usage, text analysis, and critical literacy comprehension skills.

To adjust your child's level, please see instructions on the previous page.

Worksheets

Middle and end sounds **ay**, **ie**; Middle and end sounds **ay**, **ie**, **oy**, **ea**

Making words; Word: **please**

Missing words; Read. Draw. Write.

Think marks

Making inferences

Poster

Sound Mat Peaks 15 to 20

Bonus worksheets

Collective nouns

Irregular plurals

Reflexive pronouns

Irregular past tense verbs

Additional Library Books

Fantastic Frogs by Cath Jones


Where is the Caterpillar? by Sara Leman and Katy Pike

The Peacock and the Crane retold by Amy Russo

Cheesecake with Frederick Douglass by Kyla Steinkraus

Bats by Stephen Rickard

Cows Don't Live in Trees by Clara MacCarland



Answers

- 1 ay: tray, crayon, clay ie: pie, bowtie, flies
- 2 play, cries, railway
- 3 ay: birthday, bay, plays ie: magpie, lies, fries
- 4 ay: tray, crayon ie: ties, fries oy: boy
ea: beak, seal
- 5 Color: ie, oy, ay, ea
- 6 play, beads, pies, cowboy

- 1 g/ir/l, p/ie/s, r/ea/d
- 2 play, clay, stay
- 3 flies, tries, dries
- 4-7 Parent check

Day 3


- 1 clean, beach, people, each, sure, seabirds
- 2-4 Parent check

Imagine This, Imagine That

"It's easy. One person starts imagining something that doesn't exist, say a flying car, and the next person has to add to it," said Luke.

"So you could imagine a flying car shaped like a fish," said Aunt Stella.

Sophie understood. "And the flying car shaped like a fish could spray fireworks from its wheels."




- 1 a
- 2 b
- 3 d

Art Eyes

"Look out for colors, patterns, shapes, textures, and shadows that catch your attention. Draw them in your journal and collect as much treasure as you can!" Aunt Stella cried.

Sophie liked the shapes and colors of the shells. She collected lots of shells of all shapes, sizes, colors and patterns.

Sophie also rubbed some rock textures into her journal and drew a rough sketch of the beach. But her most precious find was a piece of blue, weathered glass.



- 4 shells
- 5 a sketch of the beach
- 6 precious
- 7 Parent check


SMELLY AND STUCK

Jake's toenail went PING! Jake spun around like a corkscrew. And there he stuck.

Everybody pushed and shoved. People with cameras took photos. People with notebooks asked questions.

"What does it feel like to be trapped by your toenail, Jake?" they asked.

The longest toenail in the world was no fun anymore.



- 1 b
- 2 d
- 3 a


SAM'S COOL IDEA

The longest toenail in the world was growing.

Longer and wider and taller! And it was growing FAST!

It curled three times round his body. It shot past his ears. It twisted over his head. It snaked up past the diving board.

Jake gasped as his toenail snaked and grew. As big as himself ... as tall as a tree ... as big as a house ... as tall as a crane.



- 4-5 Parent check
- 6 Jake gasped

Bonus Worksheet 1

- 1 a flock b pride c pair
d pod e swarm f fleet
- 2 a litter b school c band
- 3 a gang/thieves b library/books
c bunch/flowers

Bonus Worksheet 2

- 1 mice, women, people, oxen
- 2 a teeth b children c geese
d feet e women
- 3 sheep, deer, moose

Bonus Worksheet 3

- 1 you: yourself, he: himself, she: herself, it: itself, we: ourselves, you: yourselves, them: themselves
- 2 a himself b itself c themselves
d ourselves e himself
- 3 a herself b themselves c ourselves
d himself e yourself

Bonus Worksheet 4

- 1 a thought b bought c fell
d brought e went f felt
- 2 a gave b ate c was
d won e stole f began
g had
- 3 a knew b told c sat
d wrote e flew f saw
g made h taught

Sound Mat Peaks 15 to 20

ay



crayons

ou



cloud

ie



tie

ea



beads

oy



boy

ir



girl

ue




glue

ue



statue

aw



saw

wh



whale

wh



whole

ph



elephant

ew



stew

ew



screw

oe



toe

au




sauce

ey



key

a-e



grapes

e-e



concrete

i-e




slide

o-e



bone

u-e



flute

u-e




cube





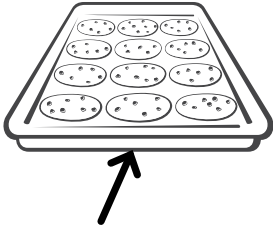
Middle
and end
sounds



**FAST
PHONICS**

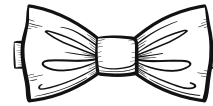


1 Match each picture to its sound.



ay

ie



2 Complete each word.

ay


ie



pl_____



cr_____s





railw_____

3 Write the words in the correct boxes.

birthday bay magpie plays lies fries

| | |
|------------------------------------------------------------------------|--------------------------------------------------------------------------|
| <div data-bbox="406 2027 534 2121" data-label="Text"> <p>ay</p> </div> | <div data-bbox="1050 2027 1177 2121" data-label="Text"> <p>ie</p> </div> |
|------------------------------------------------------------------------|--------------------------------------------------------------------------|

4 Match each picture to its sound.





ay

ie

oy

ea



5 Color the sound for each picture.



ay ie
ea oy

ay ie
ea oy


ay ie
ea oy

ay ie
ea oy

6 Unscramble the letters. Write each word.



l p ay




ea d s b



ie p s



o c b w oy



Making words


**FAST
PHONICS**

1 Say the word. Color its beginning, middle, and end sounds. Write the word.



p g | ar ir | d l

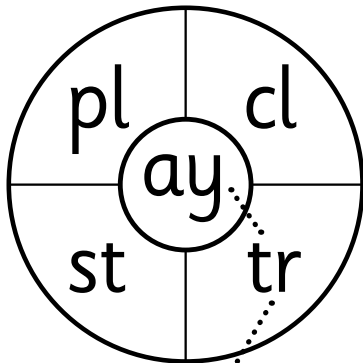


p b | ie ee | s d



n r | ay ea | g d


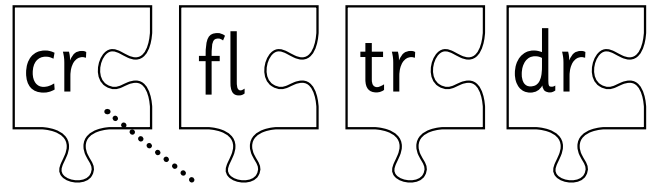
2 Use the wheel to make words. Write the words.



tray



3 Join the puzzle pieces. Write each word.



cries

4 Make a rainbow  word.



please

5 Read **please** 3 times.

please

please

please

6 Circle every **please**.

| | | | | | | | | |
|---|---|---|---|---|---|---|---|---|
| p | l | e | a | s | e | l | p | s |
| l | p | l | e | a | s | e | l | p |
| e | p | l | p | l | e | a | s | e |
| p | l | p | l | e | a | s | e | p |

7 Copy.

Please may I speak?



Missing words




1 Read each sentence. Write the missing words.



people
seabirds
clean
sure
each
beach

You will need to bring the right things to
_____ up the _____.

These _____ have got grabbers to
pick up the litter.

They _____ have a bag to drop
the litter in. When they get rid of the litter,
they can be _____ it will not harm
the _____, fish, and animals. 




Read.
Draw.
Write.




2 Read the words. **3** Draw the picture.

The girl enjoys peach pie and cream.

4 Look at the picture. Write a sentence.



Read the passage.



Color

who is in
the story

Circle

what Luke
imagined

Imagine This, Imagine That

"It's easy. One person starts imagining something that doesn't exist, say a flying car, and the next person has to add to it," said Luke.

"So you could imagine a flying car shaped like a fish," said Aunt Stella.


Sophie understood. "And the flying car shaped like a fish could spray fireworks from its wheels."

Box

what Sophie
imagined

Underline

what Aunt
Stella
imagined



Circle the correct answers.

1 What does Luke imagine?

a a flying car

b a fish in a flying car

c a flying car that can swim

d a fish spraying fireworks

2 Who is in the story?

a a fish, a flying car, Aunt Stella

b Aunt Stella, Luke, Sophie

c a fish named Fireworks, Aunt Sophie, a car

d Luke, a flying car, Spray

3 Which word could replace *understood* in this story?

a hugged


b won

c proved

d followed



Read the passage.




Box

what Sophie
collected

Circle

adjectives
that describe
what Sophie
collected





Art Eyes

"Look out for colors, patterns, shapes, textures, and shadows that catch your attention. Draw them in your journal and collect as much treasure as you can!" Aunt Stella cried.


Sophie liked the shapes and colors of the shells. She collected lots of shells of all shapes, sizes, colors, and patterns.

Sophie also rubbed some rock textures into her journal and drew a rough sketch of the beach. But her most precious find was a piece of blue, weathered glass.



Color

what Sophie
liked best



4 What did Sophie collect? _____

5 What did Sophie draw? _____

6 Which word helps you understand that Sophie *valued* the piece of glass?

7 Write about a time you found something precious.

Read the passage.

Circle
who was trapped

Underline
what trapped the person

SMELLY AND STUCK

Jake's toenail went PING! Jake spun around like a corkscrew. And there he stuck.

Everybody pushed and shoved. People with cameras took photos. People with notebooks asked questions.

"What does it feel like to be trapped by your toenail, Jake? they asked.

The longest toenail in the world was no fun anymore.


Box
what the people were doing

Color
how Jake felt

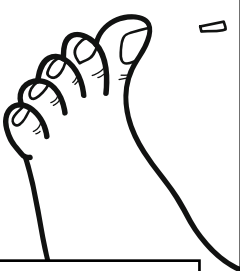


Circle the correct answers.

- 1 Which best describes how Jake was feeling?
a confused **b** unhappy **c** giddy **d** happy
- 2 Which clue tells you this?
a Jake's toenail went PING!
b People pushed and shoved.
c "What does it feel like to be trapped by your toenail, Jake?"
d The longest toenail in the world was no fun anymore.
- 3 What inference can we make about Jake?
a Jake is the center of attention.
b Jake wants the longest toenail in the world.
c Jake wants to travel the world.
d Jake likes having his photo taken.



Read the passage.



Circle
what was growing

Color
where the toenail grew


SAM'S COOL IDEA

The longest toenail in the world was growing.
Longer and wider and taller! And it was growing FAST!

It curled three times round his body. It shot past his ears. It twisted over his head. It snaked up past the diving board.

Jake gasped as his toenail snaked and grew. As big as himself ... as tall as a tree ... as big as a house ... as tall as a crane.

Underline
the speed of Jake's growing toenail



4 Draw Jake and his enormous toenail.

5 How would you feel about having a very long toenail?

6 We can infer that Jake was worried. What is the clue?

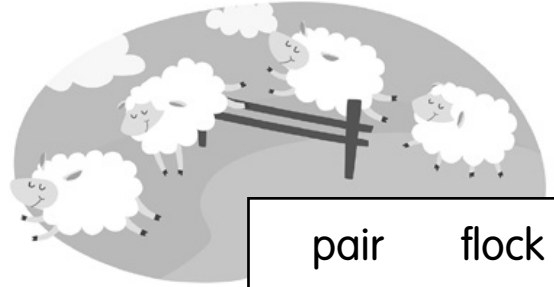
Collective nouns

A **collective noun** names a **group** of people, animals or things; e.g., a **crowd** of people, a **herd** of cattle.




1 Complete each phrase with a noun from the box.

- a a _____ of sheep
- b a _____ of lions
- c a _____ of shoes
- d a _____ of whales
- e a _____ of bees
- f a _____ of ships



| | |
|-------|-------|
| pair | flock |
| fleet | pride |
| swarm | pod |

2 Draw lines to match the collective nouns to the pictures.



school

band

litter

3 Write the words next to each phrase under the correct headings.

Collective noun

Common noun

- a a _____ of _____
- b a _____ of _____
- c a _____ of _____

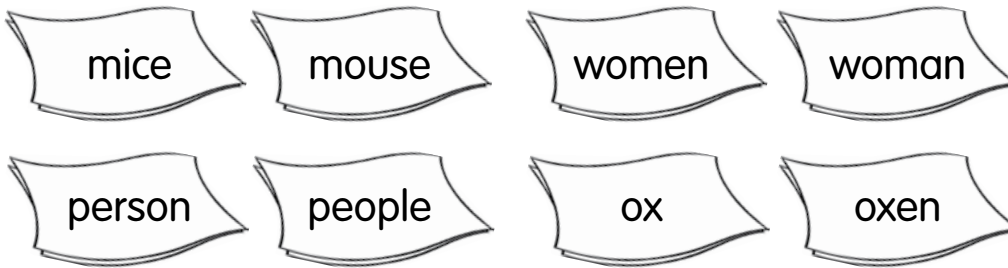
| | |
|---------|---------|
| books | flowers |
| bunch | gang |
| thieves | library |

Irregular plurals

A **plural noun** names **more than one** person, place or thing. Most plurals are formed by adding **s** or **es** to the singular; e.g., birds, peaches. Some nouns change in other ways when written in the plural; e.g., 1 goose → 2 geese. Others do not change at all; e.g., 1 sheep → **3 sheep**.




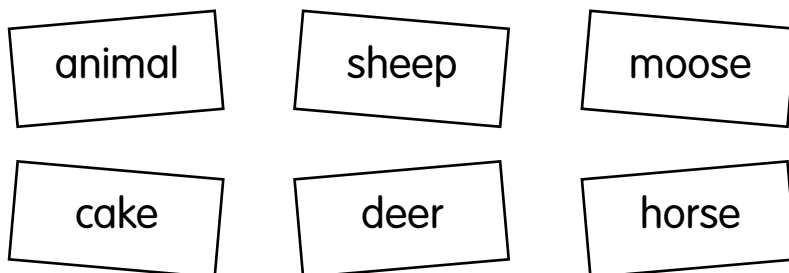
1 Color the notes with plural nouns.



2 Write the underlined word as a plural.


- The dentist filled two of my tooth _____.
- The child _____ were making a lot of noise.
- I spotted two wild goose _____ among the ducks.
- I put on socks because my foot _____ were cold.
- The woman _____ are watching the game on TV.

3 Color THREE nouns that stay the same in the plural.



Reflexive pronouns

Reflexive pronouns refer, or "reflect", back to a noun or pronoun; e.g., I made **myself** noodles. The reflexive pronouns are **myself, yourself, himself, herself, itself, ourselves, yourselves, themselves**.



1 Draw lines to match the pronouns.

| Singular | | Plural | |
|----------|----------|--------|------------|
| I | himself | we | themselves |
| you | itself | you | ourselves |
| he | myself | them | yourselves |
| she | yourself | | |
| it | herself | | |

(Note: A line is drawn from 'I' to 'myself' in the original image.)



2 Circle the correct word.

- The man told (yourself, himself) not to panic.
- Our cat cleans (ourselves, itself) with its tongue.
- The babies feed (yourselves, themselves) with spoons.
- We are watching (yourselves, ourselves) on television.
- My father blamed (themselves, himself) for the mistake.



3 Complete each sentence with a reflexive pronoun.


- She made it for _____ and no one else.
- They looked at _____ in the mirror.
- We helped _____ to more ice cream.
- Dad hurt _____ when he slipped on the banana skin.
- You will burn _____ if you get too close to the fire.



Irregular past tense verbs

Past tense verbs show that an action has already happened. Some past tense verbs are formed by adding **ed** to the present form; e.g., They talked.

Irregular verbs change in other ways, or do not change at all; e.g., break → broke, read → read.



1 Draw lines to match the verbs.

Present tense

grow

a think

b buy

c fall

d bring

e go

f feel

Past tense

went

felt

brought

thought

grew

bought

fell

2 Write the following verbs in the past tense.

a give

b eat

c is

d win

e steal

f begin

g has

3 Write the words in the past tense to complete each sentence.

a I (know) _____ the answer.

b We (tell) _____ them what to do.

c They (sit) _____ on the bench.

d She (writes) _____ in her book.

e The bird (flies) _____ away.

f I (see) _____ a rhino at the zoo.

g He (makes) _____ a paper hat.

h She (teaches) _____ me to read.



Get Ready for Grade 3

Reading skills focus

Phonics, Spelling, and Word Recognition

- Review sounds: **ay, ie, ea, oy, ir.**

Comprehension: Fiction

- Literal comprehension: identify the main idea and find supporting details.
- Inferential comprehension: predict actions, make connections, and draw judgments.
- Critical literacy: interpret character behavior, feelings, and motivation.
- Vocabulary and usage: understand the meanings of words.



Online

Reading Eggspress, Lesson 43

- Comprehension focus: **Visualization**
- Build comprehension skills by making predictions, making connections, and interpreting character feelings.
- Understand the meaning of the words: **believe** (verb), **new** (adjective), **side** (noun), **terrible** (adjective), **wait** (verb).
- Complete a quiz testing literal, inferential, vocabulary and usage, text analysis, and critical literacy comprehension skills.

Reading Eggspress, Lesson 44

- Comprehension focus: **Main idea and details**
- Build comprehension skills by making predictions and using context clues.
- Understand the meaning of the words: **afraid** (adjective), **froze** (verb), **interrupt** (verb), **performance** (noun), **trapeze** (noun), **troupe** (noun), **except** (preposition), **troupe** (noun).
- Complete a quiz testing literal, inferential, vocabulary and usage, text analysis, and critical literacy comprehension skills.

Reading Eggspress, Lesson 45

- Comprehension focus: **Main idea and details**
- Build comprehension skills by making predictions and drawing judgments.
- Understand the meaning of the words: **doze** (verb), **furious** (adjective), **gnat** (noun), **raged** (verb), **swipe** (verb), **worried** (verb), **nastily** (adverb).
- Complete a quiz testing literal, inferential, vocabulary and usage, text analysis, and critical literacy comprehension skills.

Reading Eggspress, Map 9 Fiction Assessment

- Complete a 16-question comprehension quiz testing literal, inferential, vocabulary and usage, text analysis, and critical literacy comprehension skills.

Worksheets

Letters **ir**; Crossword

Visualization

Main idea and details

Main idea and details

Ming Ming's Adventure

Poster

Fables

Bonus worksheets

Aesop fable: *The Fox and the Crow* printable book

Additional Library Books

The World's Smallest Circus by Lisa Thompson


Ali's Top Secret Diary by Sharon Dalglish

The Lion and the Mouse retold by Amy Russo

Cherry Pie with Daisy Bates by Kyla Steinkraus

Night and Day by Alice Hemming

Summer by Katy Pike



Answers

- 1 Parent check
 - 2 Circle: dirt, sir, twirl, first, fir
 - 3 Color: bird, skirt
 - 4 Parent check
- Crossword**
- 1 down: birthday
 - 2 across: tray
 - 3 across: bird
 - 4 across: toybox
 - 5 down: beads
 - 6 across: leaf
 - 7 across: fries

The Home Haircut

"Easy," said Jan as she cut. "Piece of cake!"

I remember when Jan said cooking was easy. We spent an afternoon scraping burned food off the stove.

Jan also told me that camping was easy. The tent fell on top of us during the night.

By three o'clock on Saturday afternoon, there was more hair on the bathroom floor than on my head.

- 1 c 2 c 3 a

The Home Haircut

"Look in the mirror, Freya," said Jan.

I did. There was a lot of face and not much hair.

"Is it all right?" Jan said, looking worried.

"One side is longer than the other," I said softly.

Jan cut some more. Snip. Snip. Snip.

In the mirror, I looked strange. My hair was gone. Bits stuck out all over the place.

Jan's face was white.

- 4 she doesn't like it
- 5 she says, "I looked strange."
- 6 Answers will vary. Suggested answer: Drawing of Freya with short, uneven hair, and Jan looking very nervous.

CAN I JOIN THE CIRCUS?

Ringmaster Roy: Chuckles, perhaps you could teach Snoz about being a clown.

Narrator: Chuckles had a great time dressing Snoz and painting him with makeup. But when Snoz saw himself in the mirror, he hid under the table.

Snoz: Not funny! Too scary! Snoz is scared!

Narrator: Snoz began to cry. Seeing a Snozalot cry made Chuckles cry too.

Chuckles: (sobbing) That is the saddest thing I have ever seen. A sobbing Snozalot!

- 1 a 2 b, c

Ringmaster Roy: Tell me troupe, what can Snoz the Snozalot Monster do?

Chuckles: I will tell you what he cannot do. He cannot make you laugh.

Bendy Betty: He cannot bend.

Max Manyhands: He cannot juggle.

Ringmaster Roy: I see, I see, I see.

And I know he can't fly through the air.

Chuckles: He's a nice monster.

Bendy Betty: A lovely monster, really.

Max Manyhands: But Snoz has no place in Circus Bizurkus.

- 4 Snoz the Snozalot Monster/Circus Bizurkus
- 5 a do circus acts.
b no place in Circus Bizurkus.

The Lion and the Gnat

The gnat dived at the lion and stung him on the nose. The lion was furious! He swiped at the gnat, but only ended up scratching himself with his sharp claws. The gnat attacked the lion again and again, and the lion raged.

- 1 d 2 a, e 3 d

Finally, the lion was worn out. He was dripping with blood from his own scratches and he lay down, defeated by the gnat. The gnat buzzed away to tell the whole Animal Kingdom about his victory over the lion, but instead he flew straight into a spider's web.

- 4 b
- 5 a defeated by the gnat
b worn out the lion
- 6 Don't be too quick to claim victory.

- 1 d 2 b 3 b 4 b 5 c
6 c 7 a 8 b 9 c 10 b

Bonus Worksheets

To assemble your printable book

- 1 Print pages 17–20 single sided.
- 2 Fold each page along the FOLD line.
- 3 Stack the pages into a single neat pile by squaring the edges.
- 4 Put two staples along the spine.



Fables

A fable is a short story with animal characters.

These stories teach a lesson.



The Ant and the Grasshopper

To work today is to eat tomorrow.




The Lion and the Mouse

Little friends can be great friends.

The Tortoise and the Hare

Slow and steady wins the race.





1 Trace and write.

ir

ir

ir



2 Circle every ir word.



chip

harm

cork

dirt

hear

sir

twirl

farm

first


creek

tries

fir

3 Color the picture in each row that has ir.


ir



ir




4 Write ir on each T-shirt.





Game







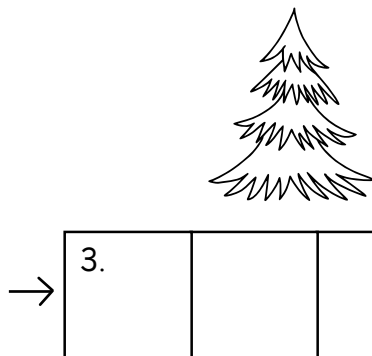


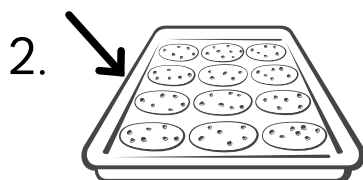




FAST
PHONICS



Crossword



Use the pictures to solve the crossword puzzle.



Read the passage.



The Home Haircut

"Easy," said Jan as she cut. "Piece of cake!"

I remember when Jan said cooking was easy. We spent an afternoon scraping burned food off the stove.

Jan also told me that camping was easy. The tent fell on top of us during the night.

By three o'clock on Saturday afternoon, there was more hair on the bathroom floor than on my head.

Underline

what Jan said about cooking

Box

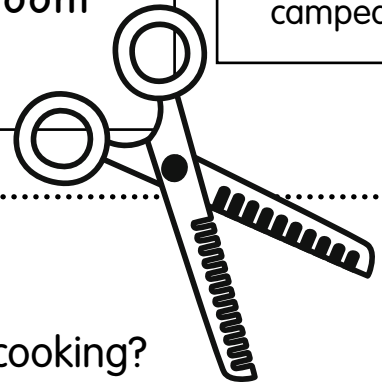
what Jan said about camping

Circle

what happened when Jan cooked

Color

what happened when Jan camped



Circle the correct answers.

- Which key word describes what Jan thought about cooking?
 a remember b scraping c easy d more
- Which phrase helps us visualize Jan's cooking?
 a piece of cake b cooking was easy
 c scraping burned food off the stove d tent fell on top of us
- How does this help the reader see Jan's cooking adventure? It was ...
 a unsuccessful. b lots of fun.
 c a great success. d tasteless.



Read the passage.

Circle

what
Jan was
doing

Color

words that
describe
Freya's new
hairdo

The Home Haircut

"Look in the mirror, Freya," said Jan.

I did. There was a lot of face and not much hair.

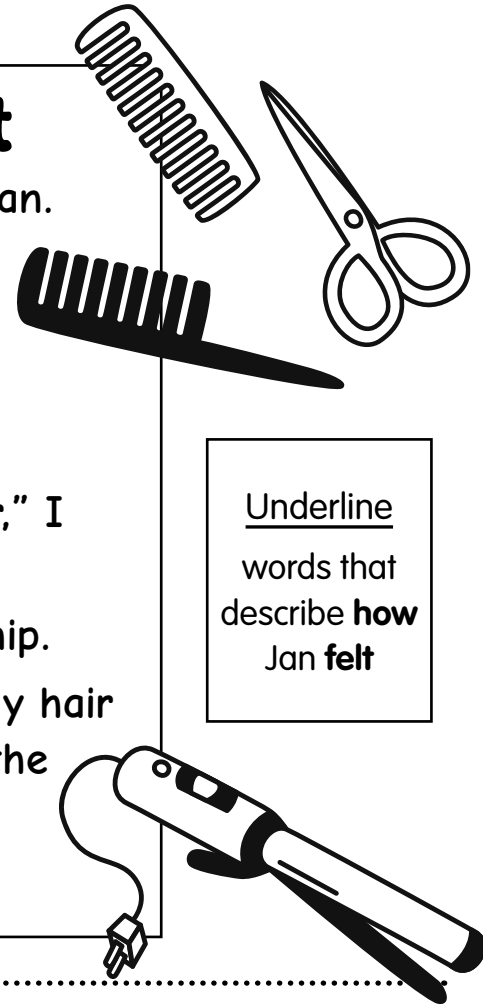
"Is it all right?" Jan said, looking worried.

"One side is longer than the other," I said softly.

Jan cut some more. Snip. Snip. Snip.

In the mirror, I looked strange. My hair was gone. Bits stuck out all over the place.

Jan's face was white.



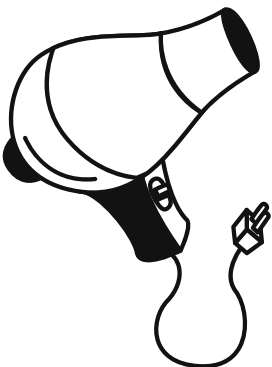
Underline

words that
describe **how**
Jan **felt**

4 What does Freya think of her new hairdo? _____

5 Which clues tell you? _____

6 Draw Freya and Jan's faces in the mirror.



Read the passage.

Color

who is
scared

Underline

why he is
scared



CAN I JOIN THE CIRCUS?

Ringmaster Roy: Chuckles, perhaps you could teach Snoz about being a clown.

Narrator: Chuckles had a great time dressing Snoz and painting him with makeup. But when Snoz saw himself in the mirror, he hid under the table.

Snoz: Not funny! Too scary! Snoz is scared!


Narrator: Snoz began to cry. Seeing a Snozalot cry made Chuckles cry too.

Chuckles: (sobbing) That is the saddest thing I have ever seen. A sobbing Snozalot!



Box

who is
crying




Circle the correct answers.

- 1 Find the main idea of the text.
 - a Snoz is scared of himself dressed as a clown.
 - b Chuckles is a clown.
 - c Clowns make people laugh.
 - d Snoz can't wait to join the circus.
- 2 Which two sentences support the main idea?
 - a Chuckles had a great time dressing Snoz and painting him with makeup.
 - b But when Snoz saw himself in the mirror, he hid under the table.
 - c Snoz began to cry.
 - d Seeing a Snozalot cry made Chuckles cry too.



Read the passage.



Circle

the things
Snoz **cannot**
do

Underline

what
Chuckles
says about
Snoz



Ringmaster Roy: Tell me troupe, what can Snoz the Snozalot Monster do?

Chuckles: I will tell you what he cannot do. He cannot make you laugh.

Bendy Betty: He cannot bend.

Max Manyhands: He cannot juggle.

Ringmaster Roy: I see, I see, I see. And I know he can't fly through the air.

Chuckles: He's a nice monster.

Bendy Betty: A lovely monster, really.

Max Manyhands: But Snoz has no place in Circus Bizurkus.

Box

what Bendy
Betty says
about Snoz

Color

what Max
Manyhands
says about
Snoz

3 Fill in the missing words.


The main idea of the text is that _____ does not belong in _____.

4 Which two details helped you find the main idea?

a Everyone says Snoz can't

b Max Manyhands says Snoz has

Read the passage.



Circle

the gnat's
actions

Underline


the lion's
actions

The Lion and the Gnat

The gnat dived at the lion and stung him on the nose. The lion was furious! He swiped at the gnat, but only ended up scratching himself with his sharp claws. The gnat attacked the lion again and again, and the lion raged.

Box

words that
describe the
lion's **feelings**



Circle the correct answers.

- 1 Which best describes the main idea of the text?
 - a A lion attacked a gnat.
 - b A lion fell down.
 - c A gnat wanted to be a lion.
 - d A gnat attacked a lion.
- 2 Which two details support the main idea?
 - a The gnat dived at the lion and stung him on the nose.
 - b The lion was furious!
 - c He swiped at the gnat.
 - d The lion scratched himself with his sharp claws.
 - e The gnat attacked the lion again and again, and the lion raged.
- 3 Which best describes the gnat's actions?
 - a selfish
 - b kind
 - c gentle
 - d vicious

Read the passage.


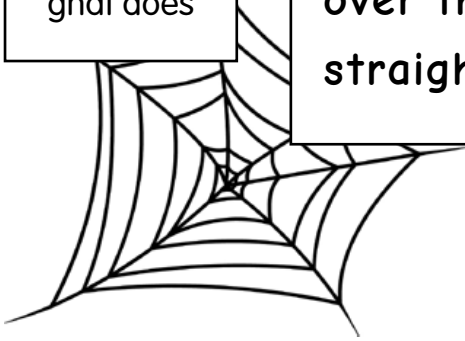
Underline

what the
lion does

Color

what the
gnat does

Finally, the lion was worn out.
He was dripping with blood from
his own scratches and he lay
down, defeated by the gnat. The
gnat buzzed away to tell the whole
Animal Kingdom about his victory
over the lion, but instead he flew
straight into a spider's web.



- 4 What is the main idea of the text?
- a The gnat celebrated a great victory.
 - b The smaller creature proved to be the more dangerous.

- 5 Which two details helped you find the main idea?

a The lion was

b The gnat had

- 6 What is the message from this fable? _____

Ming Ming's Adventure

Ming Ming lived in the village of Jizhou. She was a daydreamer. She liked to pretend she was a princess.

Her father complained that she was a lazy child, but her mother said she had a good heart.

One day, Ming Ming's mother sent Ming Ming into the mountains to collect herbs. Her mother warned her to concentrate because the paths were dangerous.

Ming Ming set off. Before long, she was lost in her own imaginary world and tripped over a fallen log. She fell and smashed the special basket her mother had given her.

"Oh no!" she cried. "How will I carry the herbs home? Mother will never forgive me."

As Ming Ming wiped away her tears, she noticed some hollow seed pods nearby. She would use those to carry the herbs she collected.

When Ming Ming returned to the village, she told her parents what had happened. Her father praised his daughter for clever thinking.




Circle the correct answers.

- 1 Which country is the village of Jizhou likely to be in? INFERENTIAL
 a Australia b America c England d China
- 2 We can infer that Ming Ming didn't always do her chores. Which phrase is the clue? INFERENTIAL
 a a good heart b a lazy child c a quiet spot d a young girl

Circle the correct answers.


- 3** Why did Ming Ming go into the mountains? **LITERAL**
a to pick flowers **b** to collect herbs
c to sit and daydream **d** to look for seed pods
- 4** Which words best describe Ming Ming? **CRITICAL**
a lazy and cruel **b** kind and imaginative
c hardworking and clever **d** clumsy and sad
- 5** Which word is closest in meaning to *concentrate*? **VOCABULARY**
a listen **b** watch **c** focus **d** manage
- 6** What happened first? **LITERAL**
a Ming Ming collected the herbs. **b** The basket broke.
c Ming Ming tripped. **d** Ming Ming saw the seed pods.
- 7** Why was Ming Ming crying? She ... **INFERENTIAL**
a was upset about the broken basket. **b** hurt herself when she tripped.
c was scared of her father. **d** couldn't find any herbs.
- 8** What is the main purpose of the text? **CRITICAL**
a to give information **b** to tell a story
c to explain how something works **d** to state a point of view
- 9** What is the main message of the text? **LITERAL**
a Respect your parents. **b** Take care of other people's things.
c Every problem has a solution. **d** Look where you're going.
- 10** Why did Ming Ming's father praise his daughter? For her ... **LITERAL**
a honesty **b** cleverness
c bravery **d** hard work

fold



The Fox and the Crow

—staple—



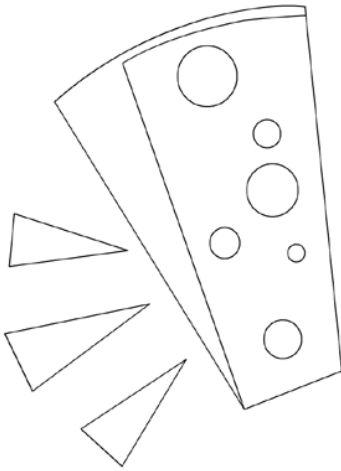
—staple—

One afternoon, a hungry fox spied a large crow flying around with a chunk of cheese in its beak. The wedge of cheese looked delicious—creamy yellow and the perfect snack size.

The crow flew down and settled on a tree branch. The fox licked his lips. He wanted that cheese.

The fox circled the tree and called up.





"How are you feeling today?" asked the sly fox. The cheese glistened in the afternoon sun. "I'll tell you, that cheese looks very tasty."

The crow eyed the fox suspiciously.

"Now, I'm sure you'd like to share it with your friend who is feeling particularly hungry today."

The crow stared at the fox with beady black eyes. The cheese was her treat. She slowly shook her head.

The Fox and the Crow • 978-1-922538-35-2

3

fold




This was not going the way the fox had hoped. The fox looked up at the crow. Suddenly he knew what to do.

"What a beautiful bird you are!" cried the fox. "I've never seen such fine feathers."

The crow looked at her feathers. They did look particularly lovely in the afternoon sun.

"Your beak is so shiny and strong. Not many birds are as fine as you."




I do have a strong beak thought the crow. I can collect nuts, fruits and eggs with this beak.

The Fox and the Crow • 978-1-922538-35-2

4

fold



"I've heard you sing and you have a beautiful voice! It would be a lovely afternoon treat if you sang for me."


This surprised the crow. Every morning she cooed and cawed but she didn't think anyone listened.

The Fox and the Crow • 978-1-922538-35-2

5

She stood tall on the branch and puffed out her feathery chest. She would give the fox a melody he wouldn't forget. She opened her beak to begin the tune.

The cheese fell from her beak and dropped into the jaws of the clever fox below.




6

The Fox and the Crow • 978-1-922538-35-2



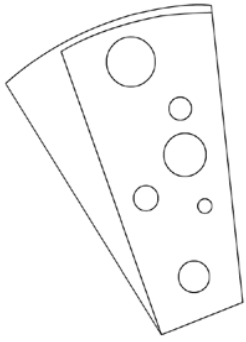
Don't trust people
who flatter you,
especially if you
have something that
they want.



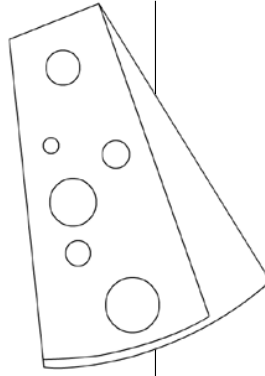
The Fox and the Crow • 978-1-922538-35-2

7

fold



It's afternoon snack
time, but who will get to
eat the delicious cheese?



Aesop Fables: The Fox and the Crow

ISBN: 978-1-922538-35-2

Lexile® Measure: 520L

For more information visit www.lexile.com
Lexile © 2013 MetaMetrics, Inc.

Copyright © 2021 Blake eLearning

Locked Bag 2022,
Glebe NSW 2037

Ph: (02) 8585 4085

Fax: (02) 8585 4058

Email: info@blake.com.au

Website: www.blake.com.au

Publisher: Katy Pike

Series Editor: Amy Russo

Design and layout by The Modern Art Production Group

Dear Parent or Guardian,

Your child has take-home access to Reading Eggs/Eggspress, a highly engaging and personalized reading resource that makes learning to read fun for kids. They simply sign-in using any compatible computer or mobile device.

Fast Phonics is designed for students who are learning to read using systematic synthetic phonics as the key strategy, helping them to sound out words. Children explore peaks, full of fun activities and decodable reading books, along with the yeti and friends.

Reading Eggs makes learning to read interesting and engaging for kids, with great online reading games and activities. Children love the games, songs, golden eggs and other rewards which, along with feeling proud of their reading, really motivate children to keep exploring and learning.

Reading Eggspress is designed for the older readers and provides them with a **unique and effective learning environment** where they can improve their **English language and comprehension** skills in a way that is both exciting and relevant.

Sign into readingeggs.com with your child to start exploring now.

We have put together easy to follow resources to make using Reading Eggs at home as simple as possible for both parents/guardians and your children.

- 1 Student Console Maps
- 2 Top 8 tips for using Reading Eggs/Eggspress at home



Reading Eggs can be accessed on PC / Mac, and Android devices as well as windows tablets and Chromebooks. Download the free app to access Reading Eggs, out and about, on your phone.



Student Reading Eggs / Reading Express Login:

Fill out your child's login details sent by their teacher.

Username: _____

Password: _____

Sign in at: readingeggs.com





Student Console Map

My Program

The My Program feature provides more than 350 fiction and nonfiction books that match each students' reading level!

Spelling

This section focuses on building students' skills in spelling. To access this area, students must have completed reading lesson 40.

My Lesson

This is the core of the program - the reading lessons.

Driving Tests

This section consists of tests covering sight words, phonic skills and content-area vocabulary. When a student successfully completes a test, they are rewarded with a racing car game. Driving Tests can be accessed after lesson 40 is completed.

Reading Journal

The Reading Journal celebrates and supports reading for pleasure. It automatically records the books (or chapters) read by the student. They are then able to rate and comment on the books they read. Students even get to design their own Reading Journal.

Storylands

These 20 lessons contain 140 activities that cover Emergent and Early reading levels 1-10 and build reading, vocabulary and comprehension skills in the land of Clunker Castle. Storylands is available after lesson 60.

House

Each child can visit their house and find all their belongings, including any critters collected, and Story Factory stories they have submitted sitting on their bookshelf. This is available after lesson 10.

Awards

This is where your awards are shown on your trophy shelf.

Games

Students can earn Golden Eggs for completing stack up in the Eggy Bank and they can use them to play games. This can be accessed after students' complete lesson 5.

Puzzles

Students complete word puzzles and practice sight word recognition whilst being rewarded with Golden Eggs! Puzzles are available after lesson 40 is completed.

Story Factory

This section opens up a world of story writing with a weekly story writing competition. A student can access the Story Factory after they complete lesson 10.

Songs

This is where you can access all of the fantastic songs from within the Reading Eggs lessons, all in one fun spot.

Play

This room consists of seven sections with over 120 fun and exciting activities.

Critters

After each lesson, children are rewarded with a great new Reading Eggs critter to add to their zoo.





Student Console Map

My Progress

Students very own self-progression hub. Students can track progress across core lessons, as well as review achievements.

Stadium

Children practise their spelling, grammar and vocabulary fluency in timed games against different opponents from around the world.

My Lessons

220 structured comprehension lessons designed to teach a range of comprehension strategies, and increase in difficulty as children progress. The lessons use a **balance of carefully levelled literature and non fiction texts**, and include pre-reading activities, interactive quizzes and exciting rewards like trading cards and golden eggs.

Reading Library

Your students' digital library of 3,500+ reading levelled books. The wide range of library titles include illustrated chapter books, full colour nonfiction books and a range of classics. Shorter, easier books include a quiz at the end of the title, to ensure comprehension of the text. Whilst chapter books in the library have a 6-question quiz presented at the end of each chapter.

English Skills

The English Skills section includes 216 spelling lessons, which teach children to spell while improving reading, writing and comprehension skills, using a combination of videos, interactive activities, rewards-based games, and 432 printable worksheets (2 per lesson).

Mall

Lets go shopping! As students earn Golden Eggs for completing activities, they can spend it at the Reading Eggspress mall. Purchasing items for their apartment and avatar or getting those last trading cards!

Apartment

You students' sweet digital pad. The apartment is a shrine to reading progress. Students can view their earned trophies, all the cards they've collected, as well as decorate rooms with furnishings from the Mall and update their Avatar.

Targets

Targets are one of the ways we encourage children to fully explore the **Reading Eggspress** world. Early Targets introduce the many features of the program while later ones reward concentrated effort.

Trophy Room

Students can view their trophies earned and print certificates.

Reading Journal

The **Reading Journal** celebrates and supports reading for pleasure. It automatically records the books (or chapters) read by the student. They are then able to rate and comment on the books they read. Students even get to design their own Reading Journal.

Arcade

Don't let the funky music distract you. At the Reading Eggspress Arcade students spend their Golden Eggs to unlock additional learning games such as Puzzle Parrot and Word Machine.





Student Console Map

Green gems: Books

This screen in the My Progress area shows students the collection of books they have read. Students can proudly watch their library grow, and they can reread any book whenever they want.

Review Peak Progress

This screen lets students see an overview of their progress. It records their average score for End of Peak Quizzes, as well as the total number of sounds and words learnt, and books read. Results are displayed in a simple, colourful format for students to easily understand.

Blue gems: Words

Students can review all of the new words they have learnt, organised per Peak. This is ideal for revision and for building confidence. Students can feel proud of their achievements.

Pink gems: Sounds

In the My Progress area, students can keep track of the letters and sounds they have learnt. They can also replay the videos to watch and enjoy at any time.

Yeti shop and coin count

Yeti is the core character in Fast Phonics. Students can use the Yeti coins they have earned to buy a different Yeti. The special purple Yeti is the most exclusive upgrade!

Logout button

Student's Yeti

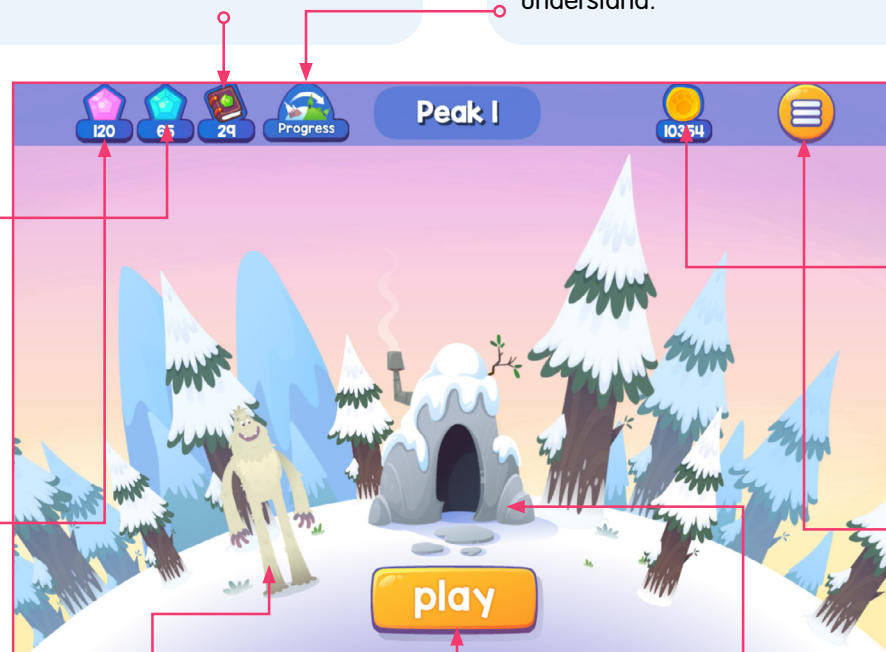
Students can purchase different Yetis from the Yeti Shop.

Play

Enter their current peak.

Student's Yeti Cave


Students earn different cave upgrades as they progress through Fast phonics.



Top Tips for using Reading Eggs to support your child's learning at home.

1

Make sure you have your child's Reading Eggs username and password.



2

Reading Eggs can be accessed on PC / Mac, and Android devices as well as windows tablets and Chromebooks. Download the free app, to use Reading Eggs on your smart phone, great for when you are out and about or on a long car journey.



3

Sign up for a free parent account linked to your child's account. You'll get to see the progress your child has made at school, and as you spend time at home on Reading Eggs, you'll see your child continue to make progress.




4

Encourage your child to earn Eggs by completing their 'lessons'. They can use their eggs to shop for their House or Avatar. Students will also earn 'Critters' to add to their zoo!




5

Visit the Reading Eggs Library with over 3,500 books. Use the age sliders and the search facility to help you choose a book. Remember to favourite it to save it to your own bookshelf. You can even write a review and rate the book.




6

Reading Eggs is full of great additional activities that make learning fun. In the **Play, House, Awards, Plaza, Games, and Critters** area, children will enjoy using their rewards to shop and play!



7

When you sign up to a parent account, you also have access to printables to support every lesson on Reading Eggs. Great for when you want something fun to do off-line.



8

Celebrate achievements and have fun! Certificates can be found in 'My Awards'. If you have access to a printer, print them off and display throughout the house. Have your child open the 'Songs' section to learn with music!




Top Tips for using Reading Eggspress to support your child's learning at home.



1

Make sure you have your child's Reading Eggspress username and password. Sign up for a free Parent Account linked to your child's account. Follow the steps at www.readingeggs.co.uk/linkschool



2

Reading Eggspress can be accessed on PC / Mac, and Android devices as well as windows tablets and Chromebooks. Download the free app, to use Reading Eggs on your smart phone, great for when you are out and about or on a long car journey.



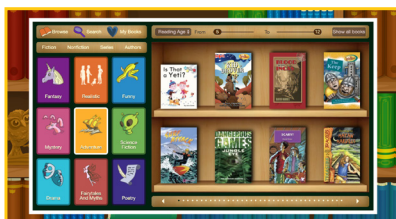
3

Keep the learning going. Your child will have started off on their **Comprehension Lessons** journey already and if not, then they can do so now. It's their individual learning pathway, developing the key comprehension skills required to becoming readers for life.



4

Search for a book in the library. With over 3,500 digital books in the Reading Eggspress library (each with their own end of chapter quiz), your child can search for subjects that they love!



5

A spelling lesson they'll love. Yes, I know it sounds weird, but the English Skills area contains hundred of engaging spelling lessons that your child will want to do –thanks to the fantastic combination of videos, interactive activities, and reward-based games that make up the area.


6

Enter into some Stadi-fun. Within the Stadium your child can practice their spelling, grammar and vocabulary fluency in timed games against different opponents from around the world.



7

Practicing reading off-line is important too! Look for an email from your child's teacher with printable worksheets or grab a book from the shelves!



8

Celebrate learning. Use the My Progress area to review all your child's achievements in the Reading Eggspress program. Celebrate the trophies they've earned, lessons completed, even how well they've done in spelling!

