

Mathletics

Victorian Mathematics V2.0

Scope & Sequence



Level 3

Mathletics

	Term one	Term two	Term three	Term four
Unit 1	Number	Number Algebra	Number	Number
	Addition and subtraction: mental strategies <ul style="list-style-type: none"> Review 3-digit numbers Number facts to 20 Place value Read, write and order 4-digit numbers Round numbers Partitioning 	Number Facts and Patterns <ul style="list-style-type: none"> Properties of odd and even numbers Number facts: 2, 3, 4, 5 and 10 Identify and make patterns using shapes & numbers Describe patterns and determine rules Find missing terms Odd and even numbers 	Numbers to 1 000 000 <ul style="list-style-type: none"> Read, write and represent numbers to 1 000 000 Place value Compare and order numbers to 1 000 000 Round to nearest 10, 100, 1000 	Money and number review <ul style="list-style-type: none"> Recognise money Count money Money conversions
Unit 2	Number Algebra	Number Algebra	Number	Number Algebra
	Addition and subtraction (2-digit numbers) <ul style="list-style-type: none"> Addition and subtraction facts to 10 and 20 Inverse operations Efficient mental strategies to add and subtract 2-digit numbers 	Multiplication and division: 1- by 1-digit numbers <ul style="list-style-type: none"> Use efficient mental strategies for multiplication and division Solve problems involving multiplication and division 	Addition and subtraction (3-digit numbers) <ul style="list-style-type: none"> Efficient mental strategies to add and subtract 3-digit numbers 	Operations review Review earlier content
Unit 3	Number	Number	Number Algebra	Measurement
	Fractions: Halves, quarters and eights <ul style="list-style-type: none"> Represent unit fractions Create wholes using unit fractions Find fractions of a collection Count in fractions 	Fractions: Thirds, fifths, and multiples <ul style="list-style-type: none"> Count with fractions Fractions of a collection Equivalent fractions 	Multiplication and division: 1- by 2-digit numbers <ul style="list-style-type: none"> Efficient mental strategies to multiply and divide 2-digit numbers Solve problems involving multiplication and division 	Time <ul style="list-style-type: none"> Use formal units of time Estimate durations Read and represent digital and analogue time Use timers
Unit 4	Measurement Algebra	Statistics	Probability Statistics	Space
	Length <ul style="list-style-type: none"> Identify appropriate units of measurement Measure length using mm, cm & m Estimate and compare length 	Data <ul style="list-style-type: none"> Collect data Represent data using graphs and tables Interpret data 	Chance and data <ul style="list-style-type: none"> Use language of probability Conduct simple chance experiments Graph results Interpret data 	Position and 2D shape <ul style="list-style-type: none"> Interpret 2D representations of environments Interpret maps Create and follow directions
Unit 5	Space	Space Measurement	Measurement	Measurement
	3D Objects <ul style="list-style-type: none"> Recognise 2D shapes in 3D objects Describe, sort and compare 3D objects Create 3D models 	2D shape and angles <ul style="list-style-type: none"> Review properties of shapes Use quarter, half, and three-quarter turns Compare angles to right angles 	Mass and capacity <ul style="list-style-type: none"> Measure weight using g & kg Compare the weight of objects Measure capacity using mL & L Compare the capacity of containers 	Measurement review and applications <ul style="list-style-type: none"> Choose appropriate units Use measurement in everyday situations

Strand	Outcomes and content descriptions	Located
Number	VC2M3N01 identify, explain and use the properties of odd and even numbers	T2 U1
	VC2M3N02 recognise, represent and order natural numbers using naming and writing conventions for numerals beyond 10 000	T1 U1 T3 U1 T4 U1
	VC2M3N03 recognise and represent unit fractions including $\frac{1}{2}$, $\frac{1}{3}$, $\frac{1}{4}$, $\frac{1}{5}$ and $\frac{1}{10}$ and their multiples in different ways; combine fractions with the same denominator to complete the whole	T1 U3 T2 U3
	VC2M3N04 add and subtract two- and three-digit numbers using place value to partition, rearrange and regroup numbers to assist in calculations without a calculator	T1 U2 T3 U2 T4 U2
	VC2M3N05 multiply and divide one- and two-digit numbers, representing problems using number sentences, diagrams and arrays, and using a variety of calculation strategies	T2 U2 T3 U3 T4 U2
	VC2M3N06 estimate the quantity of objects in collections and make estimates when solving problems to determine the reasonableness of calculations	T1 U1, U2 T3 U2 T4 U1, U2
	VC2M3N07 recognise the relationships between dollars and cents and represent money values in different ways	T4 U1
	VC2M3N08 use mathematical modelling to solve practical problems involving additive and multiplicative situations, including financial contexts; formulate problems using number sentences and choose calculation strategies, using digital tools where appropriate; interpret and communicate solutions in terms of the situation	T1 U2, U3 T2 U2, U3 T3 U2, U3 T4 U2
	VC2M3N09 follow and create algorithms involving a sequence of steps and decisions to investigate numbers; describe any emerging patterns	T2 U1 T3 U3
Algebra	VC2M3A01 recognise and explain the connection between addition and subtraction as inverse operations, apply to partition numbers and find unknown values in number sentences	T1 U2 T4 U2
	VC2M3A02 extend and apply knowledge of addition and subtraction facts to 20 to develop efficient mental strategies for computation with larger numbers without a calculator	T1 U2, U4 T4 U2
	VC2M3A03 recall and demonstrate proficiency with multiplication facts for 3, 4, 5 and 10; extend and apply facts to develop the related division facts	T2 U1, U2 T3 U3 T4 U2

Strand	Outcomes and content descriptions	Located
Measurement	VC2M3M01 identify which metric units are used to measure everyday items; use measurements of familiar items and known units to make estimates	T1 U4 T3 U5 T4 U5
	VC2M3M02 measure and compare objects using familiar metric units of length, mass and capacity, and instruments with labelled markings	T1 U4 T3 U5 T4 U5
	VC2M3M03 recognise and use the relationship between formal units of time, including days, hours, minutes and seconds, to estimate and compare the duration of events	T4 U3 T4 U5
	VC2M3M04 describe the relationship between the hours and minutes on analog and digital clocks, and read the time to the nearest minute	T4 U3 T4 U5
	VC2M3M05 identify angles as measures of turn and use right angles as a reference to compare angles in everyday situations	T2 U5
Space	VC2M3SP01 make, compare and classify objects, identifying key features and explaining why these features make them suited to their uses	T1 U5
	VC2M3SP02 interpret and create two-dimensional representations of familiar environments, locating key landmarks and objects relative to each other	T4 U4
Statistics	VC2M3ST01 acquire data for categorical and discrete numerical variables to address a question of interest or purpose by observing, collecting and accessing data sets; record the data using appropriate methods, including frequency tables and spreadsheets	T2 U4 T3 U4
	VC2M3ST02 create and compare different graphical representations of data sets, including using software where appropriate; interpret the data in terms of the context	T2 U4 T3 U4
	VC2M3ST03 conduct guided statistical investigations involving the collection, representation and interpretation of data for categorical and discrete numerical variables with respect to questions of interest	T2 U4 T3 U4
Probability	VC2M3P01 identify practical activities and everyday events that involve chance, and describe possible outcomes and events as 'likely' or 'unlikely' and identify some events as 'certain' or 'impossible', explaining reasoning	T3 U4
	VC2M3P02 conduct repeated chance experiments; identify and describe possible outcomes, record the results, and recognise and discuss the variation	T3 U4

Strand & Topic	Outcomes	New Courses	Activities (Courses)	Skill Quests	Challenges	Ebooks
Unit 1 Number Numbers to at least 10 000 Review 3-digit numbers Number facts to 20 Place value Read, write and order 4-digit numbers Round numbers Partitioning	VC2M3N02 recognise, represent and order natural numbers using naming and writing conventions for numerals beyond 10 000 VC2M3N06 estimate the quantity of objects in collections and make estimates when solving problems to determine the reasonableness of calculations	Y3 Whole number and Place Value <ul style="list-style-type: none"> Numbers to at least 10 000s Place value Partitioning Number lines 	Read & write numbers to at least 10 000 <ul style="list-style-type: none"> Place Value 3 Place Value - Thousands Numbers from Words to Digits 1 Place value Partition and Rename 2 Partition and Rename 3 Ascending Order Descending Order Smallest and largest numbers Rounding Numbers 	Apply knowledge of facts to 20 <ul style="list-style-type: none"> Finding fact families Numbers bonds to 20 Applying facts to 20 to larger numbers Numbers up to 10 000 <ul style="list-style-type: none"> Identifying & counting numbers to 4 digits Reading & representing numbers to 4 digits Comparing & ordering numbers to 4 digits Place value to 4 digits Partitioning numbers to 4 digits Rounding numbers to 4 digits 	Number & Algebra: Whole Number LEVEL 2–4 <ul style="list-style-type: none"> Swap the numbers (DOK 2) Partitioning 4-digit numbers (DOK 3) Bank mistake (DOK 3) Alex's number (DOK 3) Find the 4 digits (DOK 3) Football friends (DOK 3) Top score (DOK 2) 33 beads (DOK 3) LEVEL 3–5 <ul style="list-style-type: none"> Target numbers! (DOK 3) Build the number (DOK 3) 	(Y3) Reading and Understanding Whole Numbers <ul style="list-style-type: none"> Build a number (Y3-D) Reading and Understanding Whole Numbers <ul style="list-style-type: none"> Looking at whole numbers (pp 1–10) Place value of whole numbers (pp 11–18) Round and estimate (pp 19–26) (Y4-E) Reading and Understanding Whole Numbers <ul style="list-style-type: none"> Looking at whole numbers (pp 1–8) Place value of whole numbers (pp 9–16) Round and estimate (pp 17–24)
Unit 2 Number Algebra Addition and subtraction (2-digit numbers) Addition and subtraction facts to 10 and 20 Inverse operations Efficient mental strategies to add and subtract 2-digit numbers	VC2M3N04 add and subtract two- and three-digit numbers... VC2M3N06 estimate the quantity of objects in collections... VC2M3N08 use mathematical modelling to solve practical problems ... VC2M3A01 recognise and explain the connection between addition and subtraction ... VC2M3A02 extend and apply knowledge of addition and subtraction facts ...	Y3 Addition <ul style="list-style-type: none"> Make easier additions Split strategy + Y3 Subtraction <ul style="list-style-type: none"> Using addition to subtract Split strategy - 	Add & subtract to 3 digits <ul style="list-style-type: none"> Add 3 Numbers: Bonds to 100 Partition Puzzles 2 Repartition to Subtract Nearest 1000? Estimation: Add and Subtract Estimate Differences Estimate Sums Bar Model Problems 1 Bar Model Problems 2 Patterns with numbers <ul style="list-style-type: none"> Related facts 1 Adding in any order Complements to 10, 20, 50 Complements to 50 and 100 	Addition & subtraction using place value <ul style="list-style-type: none"> Add & subtract using number facts within 1000 Add & subtract 2- & 3-digit using jump strategy Add & subtract 2- & 3-digit using place value Add & subtract 2- & 3-digit using bridging to 10 Add & subtract 2- & 3-digit using split strategy Add & subtract 2-digit rounding & compensation Adding & subtracting to make 100 Addition & subtraction relationship <ul style="list-style-type: none"> Relationship between addition & subtraction Equivalent number sentences Word problems for finding unknown quantities Representing add & subtract using a bar model 	Number & Algebra: Addition & Subtraction LEVEL 2–4 <ul style="list-style-type: none"> The key to adding (DOK 2) Make 200 (DOK 3) Game over (DOK 3) Choosing chores (DOK 4) 	(Y3-D) Addition and Subtraction <ul style="list-style-type: none"> Addition mental strategies (pp 1–14) Subtraction mental strategies (pp 15–30)
Unit 3 Number Fractions: Halves, quarters and eighths Represent unit fractions Create wholes using unit fractions Find fractions of a collection Count in fractions	VC2M3N03 recognise and represent unit fractions including $\frac{1}{2}$, $\frac{1}{3}$, $\frac{1}{4}$, $\frac{1}{5}$ and $\frac{1}{10}$ and their multiples in different ways; combine fractions with the same denominator ... VC2M3N03 use mathematical modelling to solve practical problems involving additive and multiplicative situations ...	Y3 Fractions <ul style="list-style-type: none"> Halves, Quarters and Eighths Unit fractions 1 Unit fractions 2 Proper fractions 		Fraction symbols <ul style="list-style-type: none"> Exploring the meaning of fraction symbols Introducing terms numerator & denominator Find & count in halves & quarters <ul style="list-style-type: none"> Finding half of a set or quantity (symbols) Finding quarters of sets or shapes (symbols) Finding halves & quarters (symbols) Counting in halves & quarters to 1 Introduce eighths <ul style="list-style-type: none"> Introducing eighths Using fractions: halves, quarters & eighths Introduce tenths <ul style="list-style-type: none"> Introducing tenths 	Number & Algebra: Fractions LEVEL 2–4 <ul style="list-style-type: none"> Monstrous proportions (DOK 2) 	(Y3-D) Fractions <ul style="list-style-type: none"> Introducing fractions (pp 1–12)




Strand & Topic	Outcomes	New Courses	Activities (Courses)	Skill Quests	Challenges	Ebooks
<p>Unit 4 Measurement Algebra</p> <hr/> <p>Length</p> <p>Identify appropriate units of measurement Measure length using mm, cm & m Estimate and comparing length</p>	<p>VC2M3M01 identify which metric units are used to measure everyday items; use measurements of familiar items and known units to make estimates</p> <p>VC2M3M02 measure and compare objects using familiar metric units of length, mass and capacity, and instruments with labelled markings</p> <p>VC2M3A02 extend and apply knowledge of addition and subtraction facts to 20 to develop efficient mental strategies for computation with larger numbers without a calculator</p>	<p>Y3 Fractions</p> <ul style="list-style-type: none"> Halves, Quarters and Eighths 	<p>Length, capacity & mass</p> <ul style="list-style-type: none"> How Long is That? Measure to the Nearest Half Centimetre <p>Unit fractions</p> <ul style="list-style-type: none"> Fraction Length Models 1 	<p>Length, mass & capacity</p> <ul style="list-style-type: none"> Comparing, ordering & measuring length <p>Identify metric units of measure</p> <ul style="list-style-type: none"> Introducing centimetres Introducing millimetres Selecting appropriate units to measure length 	<p>Measurement: Length LEVEL 2–4</p> <ul style="list-style-type: none"> Measured to perfection (mm) (DOK 2) Parking problems (DOK 3) Paw prints (DOK 3) Robot race (DOK 2) Metres or centimetres? (DOK 3) 	<p>(Y3-D) Measurement</p> <ul style="list-style-type: none"> Units of length (pp 1–5)
<p>Unit 5 Space</p> <hr/> <p>3D objects</p> <p>Recognise 2D shapes in 3D objects Describe, sort and compare 3D objects Create 3D models</p>	<p>VC2M3SP01 make, compare and classify objects, identifying key features and explaining why these features make them suited to their uses</p>		<p>Classify shapes</p> <ul style="list-style-type: none"> How Many Faces? How many Edges? Count the Corners Count Sides and Corners Relate Shapes and Solids Collect the Objects 	<p>3D objects</p> <ul style="list-style-type: none"> Exploring prisms & pyramids Introducing nets Recognising & comparing 3D objects Describing & sorting 3D objects Comparing 2D shapes & 3D objects 	<p>Geometry: 3D Shapes LEVEL 2–4</p> <ul style="list-style-type: none"> Shape sums (DOK 3) Opposite shapes (DOK 2) Faces, edges and vertices (DOK 3) 	<p>(Y3-D) Space, Shape and Position</p> <ul style="list-style-type: none"> Investigating 3D shapes (pp 14–21)



Strand & Topic	Outcomes	New Courses	Activities (Courses)	Skill Quests	Challenges	Ebooks
Unit 1 Number Algebra <hr/> Number facts and patterns <hr/> Properties of odd and even numbers Number facts: 2, 3, 4, 5 and 10 Identify and make patterns using shapes & numbers Describe patterns and determine rules Find missing terms	VC2M3N09 follow and create algorithms involving a sequence of steps and decisions to investigate numbers; describe any emerging patterns VC2M3A03 recall and demonstrate proficiency with multiplication facts for 3, 4, 5 and 10; extend and apply facts to develop the related division facts VC2M3N01 identify, explain and use the properties of odd and even numbers	Coming soon	Read & write numbers to at least 10 000 <ul style="list-style-type: none"> Odd and Even Numbers 1 Patterns with numbers <ul style="list-style-type: none"> Counting by Fives Count by Fives Counting by Tens Count by Tens Count by 2s, 5s and 10s Counting up in 4s Grouping in fives Dividing Fives Grouping in tens Dividing Tens Skip Counting with Coins Grouping in Threes Dividing Threes Grouping in Fours Dividing Fours 	Odd & even numbers <ul style="list-style-type: none"> Exploring odd & even numbers Multiplication & division facts for 2 <ul style="list-style-type: none"> Recalling multiplication & division facts for 2 Multiplication & division facts for 10 <ul style="list-style-type: none"> Exploring multiplication by 10 Recalling multiplication & division facts for 10 Multiplication & division facts for 5 <ul style="list-style-type: none"> Exploring multiplication by 5 Recalling multiplication & division facts for 5 Mult/div facts for 2, 5 & 10 <ul style="list-style-type: none"> Multiplication & division facts for 2, 5, 10 Multiplication & division facts for 3 <ul style="list-style-type: none"> Exploring multiplication by 3 Recalling multiplication & division facts for 3 Multiplication & division facts for 4 <ul style="list-style-type: none"> Exploring multiplication by 4 Recalling multiplication & division facts for 4 Create algorithms to investigate numbers <ul style="list-style-type: none"> Identifying & creating number patterns Working with code to create algorithms 	Number & Algebra: Multiplication & Division LEVEL 2–4 <ul style="list-style-type: none"> Trading card count (DOK 3) How many stickers? (DOK 3) Number & Algebra: Patterns LEVEL 2–4 <ul style="list-style-type: none"> Table patterns (DOK 3) Jamie's patterns (DOK 2) Multiplication table patterns (DOK 3) Take-away time (DOK 3) Puzzling patterns (DOK 4) 	(Y3-D) Patterns and Algebra <ul style="list-style-type: none"> Patterns and functions (pp 1–12) (Y3-D) Multiplication and Division <ul style="list-style-type: none"> Multiplication facts (pp 8–19)
Unit 2 Number Algebra <hr/> Multiplication and division: 1– by 1-digit numbers <hr/> Use efficient mental strategies for multiplication and division Solve problems involving multiplication and division	VC2M3N05 multiply and divide one- and two-digit numbers, representing problems using number sentences, diagrams and arrays ... VC2M3N08 use mathematical modelling to solve practical problems ... VC2M3A03 recall and demonstrate proficiency with multiplication facts for 3, 4, 5 and 10 ...	Y3 Multiplication <ul style="list-style-type: none"> Multiplication facts More multiplication facts Doubling and tripling Multiply with tens Y3 Division <ul style="list-style-type: none"> Division and repeated subtraction Division facts 2,3,4,5 and 10 Arrays and division facts 	Multiply & Divide <ul style="list-style-type: none"> Related Facts 2 Frog Jump Multiplication Frog Jump Division Equivalent Facts: Multiply Divide Into Equal Groups 	Multiplication & division <ul style="list-style-type: none"> Using repeated addition to multiply Using repeated subtraction to divide Relating multiplication & division Interpreting & solving mult/div word problems Multiplication strategies: 1-digit numbers 	Number & Algebra: Multiplication & Division LEVEL 2–4 <ul style="list-style-type: none"> Party time (DOK 2) A wheel problem (DOK 3) 	(Y3-D) Multiplication and Division <ul style="list-style-type: none"> Introducing multiplication (pp 1–7) Mental multiplication strategies (pp 20–25) Division (pp 26–31)
Unit 3 Number <hr/> Fractions: Thirds, fifths, and multiples <hr/> Count with fractions Fractions of a collection Equivalent fractions	VC2M3N03 recognise and represent unit fractions including $\frac{1}{2}$, $\frac{1}{3}$, $\frac{1}{4}$, $\frac{1}{5}$ and $\frac{1}{10}$ and their multiples in different ways ... VC2M3N08 use mathematical modelling to solve practical problems involving additive and multiplicative situations ...	Y3 Fractions <ul style="list-style-type: none"> Fractions and wholes Unit Fractions and Sharing 	Unit fractions <ul style="list-style-type: none"> Shade fractions Identifying Fractions on a Number Line Fractions of a Collection 1 Unit Fractions 	Introduce thirds <ul style="list-style-type: none"> Introducing thirds Using fractions: halves, thirds & quarters Introduce sixths <ul style="list-style-type: none"> Introducing sixths Introduce fifths <ul style="list-style-type: none"> Introducing fifths 	Number & Algebra: Fractions LEVEL 2–4 <ul style="list-style-type: none"> Decorate using fractions (DOK 2) 	(Y3-D) Fractions <ul style="list-style-type: none"> Types of fractions (pp 13–21) (Y4-E) Fractions <ul style="list-style-type: none"> Working with fractions (pp 1–11) Types of fractions (pp 12–14)

Strand & Topic	Outcomes	New Courses	Activities (Courses)	Skill Quests	Challenges	Ebooks
<p>Unit 4 Statistics</p> <hr/> <p>Data</p> <p>Collect data</p> <p>Represent data using graphs and tables</p> <p>Interpret data</p>	<p>VC2M3ST01 acquire data for categorical and discrete numerical variables to address a question of interest or purpose ...</p> <p>VC2M3ST02 create and compare different graphical representations of data sets ...</p> <p>VC2M3ST03 conduct guided statistical investigations involving the collection, representation and interpretation of data ...</p>		<p>Sort, represent & interpret data</p> <ul style="list-style-type: none"> • Tallies • Sorting Data • Pictographs • Interpreting Tables • Reading from a Column Graph • Column Graphs • Add and Subtract Using Graphs 	<p>Collect & record data</p> <ul style="list-style-type: none"> • Collecting & recording category data • Using tables <p>Create & compare data representations</p> <ul style="list-style-type: none"> • Representing & interpreting data displays • Comparing data displays <p>Understand statistical investigations</p> <ul style="list-style-type: none"> • Introducing the statistical investigation process • Conducting a statistical investigation 	<p>Statistics & Data LEVEL 2–4</p> <ul style="list-style-type: none"> • Transport trouble (DOK 3) • What's missing? (DOK 3) • Pampered pets (DOK 2) • Fruitful investigation (DOK 3) • Lynn investigates (DOK 4) 	<p>(Y3-D) Chance and Data</p> <ul style="list-style-type: none"> • Data (pp 10–21)
<p>Unit 5 Space Measurement</p> <hr/> <p>2D shape and angles</p> <p>Review properties of shapes</p> <p>Use quarter, half, and three-quarter turns</p> <p>Compare angles to right angles</p>	<p>VC2M3M05 identify angles as measures of turn and compare angles with right angles in everyday situations</p>		<p>Introduction to angles</p> <ul style="list-style-type: none"> • Comparing Angles • Equal Angles • Right Angle Relation 	<p>Identify & compare angles</p> <ul style="list-style-type: none"> • Introducing angles • Introducing right angles 	<p>Geometry: Angles LEVEL 2–4</p> <ul style="list-style-type: none"> • Right angle sort (DOK 3) • Flag flying (DOK 4) 	<p>(Y3-D) Space, Shape and Position</p> <ul style="list-style-type: none"> • Lines and angles (pp 1–5) • Investigating 2D shapes (pp 6–8)

Strand & Topic	Outcomes	New Courses	Activities (Courses)	Skill Quests	Challenges	Ebooks
<p>Unit 1 Number</p> <hr/> <p>Numbers to 1 000 000</p> <p>Read, write and represent numbers to 1 000 000</p> <p>Place value</p> <p>Compare and order numbers to 1 000 000</p> <p>Round to nearest 10, 100, 1000</p>	<p>VC2M3N02 recognise, represent and order natural numbers using naming and writing conventions for numerals beyond 10 000</p>	<p>Y3 Whole number and Place Value</p> <ul style="list-style-type: none"> • Rounding • Compare numbers • Order numbers 		<p>Numbers to 100 000</p> <ul style="list-style-type: none"> • Comparing & ordering numbers to 5 digits • Place value to 5 digits • Partitioning numbers to 5 digits • Rounding numbers to 5 digits <p>Numbers to 1 000 000</p> <ul style="list-style-type: none"> • Reading & representing numbers to 6 digits • Comparing & ordering numbers to 6 digits • Place value to 6 digits • Partitioning numbers to 6 digits • Counting by ones, tens & hundreds 	<p>Number & Algebra: Whole Number LEVEL 3–5</p> <ul style="list-style-type: none"> • Swap the digits (DOK 2) • Exploring a 5-digit number (DOK 2) • Too much information (DOK 3) 	<p>(Y5-F) Reading and Understanding Whole Numbers</p> <ul style="list-style-type: none"> • Looking at whole numbers (pp 1–8) • Place value of whole numbers (pp 9–16) • Round and estimate (pp 17–18)
<p>Unit 2 Number</p> <hr/> <p>Addition and subtraction (3-digit numbers)</p> <p>Efficient mental strategies to add and subtract 3-digit numbers</p>	<p>VC2M3N04 add and subtract two- and three-digit numbers using place value to partition, rearrange and regroup numbers to assist in calculations without a calculator</p> <p>VC2M3N06 estimate the quantity of objects in collections and make estimates when solving problems to determine the reasonableness of calculations</p> <p>VC2M3N08 mathematical modelling to solve practical problems involving additive and multiplicative situations including financial contexts; formulate problems using number sentences and choose calculation strategies, using digital tools where appropriate; interpret and communicate solutions in terms of the situation</p>	<p>Y3 Addition</p> <ul style="list-style-type: none"> • Partitioning strategy + • Bridging strategy + <p>Y3 Subtraction</p> <ul style="list-style-type: none"> • Partitioning strategy – • Bridging strategy – 		<p>Addition & subtraction using place value</p> <ul style="list-style-type: none"> • Adding & subtracting - bridging with unknowns • Adding & subtracting 3-digits using partitioning • Adding & subtracting 3-digits using place value • Add & subtract 3-digit rounding & compensation • Add & subtract multiples of 100, 1000 & 10 000 • Add & subtract using non-standard partitioning • Add & subtract: choosing efficient strategies <p>Estimation strategies</p> <ul style="list-style-type: none"> • Estimating additions • Estimating subtractions • Judging the reasonableness of answers 	<p>Number & Algebra: Addition & Subtraction LEVEL 2–4</p> <ul style="list-style-type: none"> • Calculate through this maze (DOK 3) 	<p>(Y4-E) Addition and Subtraction</p> <ul style="list-style-type: none"> • Addition mental strategies (pp 1–15) • Subtraction mental strategies (pp 16–27)

Strand & Topic	Outcomes	New Courses	Activities (Courses)	Skill Quests	Challenges	Ebooks
Unit 3 Number Algebra Multiplication and division: 1- by 2-digit numbers Efficient mental strategies to multiply and divide 2-digit numbers Solve problems involving multiplication and division	VC2M3N05 multiply and divide one- and two-digit numbers ... VC2M3N08 use mathematical modelling to solve practical problems... VC2M3N09 follow and create algorithms ... VC2M3A03 recall and demonstrate proficiency with multiplication facts for 3, 4, 5 and 10 ...	Y3 Multiplication <ul style="list-style-type: none"> Multiply larger numbers Problem solving with \times Y3 Division <ul style="list-style-type: none"> Division and repeated subtraction Division facts 2,3,4,5 and 10 Arrays and division facts 		Multiplication & division <ul style="list-style-type: none"> Multiplying 2-digit numbers by a 1-digit number Solve practical problems <ul style="list-style-type: none"> Solve multiplication & division practical problems 		(Y4-E) Multiplication and Division <ul style="list-style-type: none"> Using known facts (pp 8–12) Mental multiplication strategies (pp 13–21) Division (pp 22–28) Mental division strategies (pp 29–33)
Unit 4 Probability Statistics Chance and data Use language of probability Conduct simple chance experiments Graph results Interpret data	VC2M3P01 identify practical activities and everyday events involving chance ... VC2M3P02 conduct repeated chance experiments ... VC2M3ST01 acquire data for categorical and discrete numerical variables ... VC2M3ST02 create and compare different graphical representations of data ... VC2M3ST03 conduct guided statistical investigations ...		Probability <ul style="list-style-type: none"> Will it Happen? Most Likely and Least Likely Introductory probability What are the Chances? How many Combinations? 	Language of chance <ul style="list-style-type: none"> Using basic probability language Chance experiments <ul style="list-style-type: none"> Conducting chance experiments 	Chance & Probability LEVEL 2–4 <ul style="list-style-type: none"> Selective sleeperover (DOK 3) Picking plums (DOK 3) Sock sort (DOK 2) Multiple mayhem (DOK 4) LEVEL 3–5 <ul style="list-style-type: none"> Matt's day (DOK 2) Roll of the dice (DOK 4) Everyday events (DOK 3) Pulling marbles (DOK 3) 	(Y3-D) Chance and Data <ul style="list-style-type: none"> Chance (pp 1–9)
Unit 5 Space Measurement 2D shape and angles Review properties of shapes Use quarter, half, and three-quarter turns Compare angles to right angles	VC2M3M01 identify which metric units are used to measure everyday items; use measurements of familiar items and known units to make estimates VC2M3M02 measure and compare objects using familiar metric units of length, mass and capacity, and instruments with labelled markings		Length, capacity & mass <ul style="list-style-type: none"> Using a Litre How Heavy? Ordering Mass (g) 	Length, mass & capacity <ul style="list-style-type: none"> Comparing, ordering & measuring mass Comparing, ordering & measuring capacity Identify metric units of measure <ul style="list-style-type: none"> Introducing kilograms Introducing grams Selecting appropriate units to measure mass Introducing millilitres Introducing litres Selecting appropriate units to measure capacity 	Measurement: Mass LEVEL 2–4 <ul style="list-style-type: none"> Beryl the St Bernard (DOK 3) Placing pumpkins (DOK 2) 	(Y3-D) Measurement <ul style="list-style-type: none"> Mass (pp 21–25) Volume and capacity (pp 16–18)

Strand & Topic	Outcomes	New Courses	Activities (Courses)	Skill Quests	Challenges	Ebooks
Unit 1 Number <hr/> Money and number review Recognise money Count money Money conversions	VC2M3N06 estimate the quantity of objects in collections and make estimates when solving problems to determine the reasonableness of calculations VC2M3N07 recognise the relationships between dollars and cents and represent money values in different ways VC2M3N02 recognise, represent and order natural numbers using naming and writing conventions for numerals beyond 10 000			Money <ul style="list-style-type: none"> Recognising Australian notes & coins Counting Australian dollars & cents Using money to make purchases 	Number & Algebra: Money LEVEL 2–4 <ul style="list-style-type: none"> Bike for sale (DOK 3) Fruit salad (DOK 3) 	(Y3-D) Addition and Subtraction <ul style="list-style-type: none"> Money (pp 41–48)
Unit 2 Number Algebra <hr/> Operations review	VC2M3N04 add and subtract two- and three-digit numbers ... VC2M3N05 multiply and divide one- and two-digit numbers ... VC2M3N06 estimate the quantity of objects in collections ... VC2M3N08 use mathematical modelling to solve practical problem s... VC2M3A01 recognise and explain the connection between addition and subtraction ... VC2M3A02 extend and apply knowledge of addition and subtraction facts ... VC2M3A03 recall and demonstrate proficiency with multiplication facts for 3, 4, 5 and 10 ...	Y3 Addition <ul style="list-style-type: none"> Rounding strategy + Written methods + Problem solving with + Y3 Subtraction <ul style="list-style-type: none"> Rounding strategy – Written methods – 	 Review earlier content	Solve practical problems <ul style="list-style-type: none"> Solving addition & subtraction practical problems Missing number problems using all four operations 	 Review earlier content	 Review earlier content

Strand & Topic	Outcomes	New Courses	Activities (Courses)	Skill Quests	Challenges	Ebooks
Unit 3 Measurement <hr/> Time Use formal units of time Estimate durations Read and represent digital and analogue time Use timers	VC2M3M03 recognise and use the relationship between formal units of time, including days, hours, minutes and seconds, to estimate and compare the duration of events VC2M3M04 describe the relationship between the hours and minutes on analog and digital clocks, and read the time to the nearest minute		Time: Five minute times & conversions <ul style="list-style-type: none"> Five Minute Times What is the Time? Time Conversions: Whole Numbers 1 	Introduce units of time <ul style="list-style-type: none"> Introducing hours Introducing minutes Introducing seconds Duration & units of time <ul style="list-style-type: none"> Understanding relationship between units of time Understanding duration Tell time <ul style="list-style-type: none"> Telling time to five minutes Telling time to the minute 	Measurement: Time LEVEL 2–4 <ul style="list-style-type: none"> Scenic stroll (DOK 3) Time for T.V. (DOK 3) Mystery birthdate (DOK 3) 	(Y3-D) Time <ul style="list-style-type: none"> Telling time (pp 1–8) Measuring time (pp 9–16)
Unit 4 Space <hr/> Position and 2D shapes Interpret 2D representations of environments Interpret maps Create and follow directions	VC2M3SP02 interpret and create two-dimensional representations of familiar environments, locating key landmarks and objects relative to each other		Position <ul style="list-style-type: none"> Following Directions Coordinate Meeting Place Map Coordinates Where is it? 	Interpret & create maps <ul style="list-style-type: none"> Interpreting simple maps 	Geometry: Symmetry, Transformation & Location LEVEL 2–4 <ul style="list-style-type: none"> A day on the farm (DOK 3) 	(Y3-D) Space, Shape and Position <ul style="list-style-type: none"> Position (pp 22–28)
Unit 5 Measurement <hr/> Measurement review and applications Choose appropriate units Use measurement in everyday situations	VC2M3M01 identify which metric units are used to measure everyday items ... VC2M3M02 measure and compare objects using familiar metric units of length, mass and capacity ... VC2M3M03 recognise and use the relationship between formal units of time including days, hours, minutes and seconds ... VC2M3M04 describe the relationship between the hours and minutes on analogue and digital clocks ...		Measurements <ul style="list-style-type: none"> Which Unit of Measurement? Which Measuring Tool? 	Identify metric units of measure <ul style="list-style-type: none"> Identifying correct units of measurement 	 Review earlier content	 Review earlier content

Mathletics

For more information about Mathletics,
contact our friendly team.

www.mathletics.com/contact

