

Mathletics

Victorian Mathematics V2.0

Scope & Sequence



Level 2

Mathletics

	Term one	Term two	Term three	Term four
Unit 1	Number Read and write numbers to 1000 <ul style="list-style-type: none"> Recognise, represent and order numbers Count by 1s and 10s Compare and order 	Number Partition and round numbers to 1000 <ul style="list-style-type: none"> Partition, rearrange, regroup and rename two- and three-digit numbers Round to nearest 10 or 100 	Algebra Number Patterns <ul style="list-style-type: none"> Additive patterns Increase and decrease Shapes and objects Find missing number 	Number Number review Review earlier content
	Number Algebra Addition and subtraction: Facts and number bonds <ul style="list-style-type: none"> Addition and subtraction facts Complements to 100 Number bonds 	Number Algebra Multiplication and division: Facts and arrays <ul style="list-style-type: none"> Multiplication and division facts Arrays 	Number Algebra Measurement Fractions <ul style="list-style-type: none"> Eighths Connect halves, quarters and eighths 	Number Algebra Operations: Problem solving <ul style="list-style-type: none"> Solve practical problems involving additive and multiplicative situations
Unit 3	Number Measurement Algebra Introducing fractions <ul style="list-style-type: none"> Halves Quarters Connect halves and quarters 	Number Addition and subtraction: Mental strategies <ul style="list-style-type: none"> Mental strategies Problem solving 	Number Algebra Multiplication and division <ul style="list-style-type: none"> Partitioning Skip counting Modelling 	Statistics Data representation <ul style="list-style-type: none"> Create graphical representations Compare and describe data representations Interpret data
	Space 2D shapes <ul style="list-style-type: none"> Recognise, compare and classify shapes Identify shape properties Shape orientations 	Space Measurement Position and turns <ul style="list-style-type: none"> Interpret maps and locate positions Give and receive directions Use position language 	Statistics Data collection recording <ul style="list-style-type: none"> Pose questions Construct surveys Observe events Collect data 	Measurement Measurement review and applications <ul style="list-style-type: none"> Solve practical problems involving measurement Choose appropriate units of measurement
Unit 5	Measurement Time <ul style="list-style-type: none"> Use calendars to identify dates Solve problems using calendars Recognise and read time on analogue clocks Introduce duration of time 	Measurement Length <ul style="list-style-type: none"> Choose informal units to measure Measure and compare Linking length with halves and quarters 	Measurement Mass and capacity <ul style="list-style-type: none"> Use uniform informal measurements Compare mass and capacities 	Space Shape and position review Review earlier content

Strand	Outcomes and content descriptions	Located			
Number	VC2M2N01 recognise, represent and order numbers to at least 1000 using physical and virtual materials, numerals and number lines	T1 U1	T2 U1		T4 U1
	VC2M2N02 partition, rearrange, regroup and rename two- and three-digit numbers using standard and non-standard groupings; recognise the role of a zero digit in place value notation		T2 U1		T4 U1
	VC2M2N03 recognise and describe one-half as one of 2 equal parts of a whole and connect halves, quarters and eighths through repeated halving	T1 U3		T3 U2	
	VC2M2N04 add and subtract one- and two-digit numbers, represent problems using number sentences and solve using part-part-whole reasoning and a variety of calculation strategies	T1 U2	T2 U3		
	VC2M2N05 multiply and divide by one-digit numbers using repeated addition, equal grouping, arrays and partitioning to support a variety of calculation strategies		T2 U2	T3 U1, U3	
	VC2M2N06 use mathematical modelling to solve practical problems involving additive and multiplicative situations, including money transactions; represent situations and choose calculation strategies; interpret and communicate solutions in terms of the context	T1 U2	T2 U3	T3 U3	T4 U2
Algebra	VC2M2A01 recognise, describe and create additive patterns that increase or decrease by a constant amount, using numbers, shapes and objects, and identify missing elements in the pattern			T3 U1	
	VC2M2A02 recall and demonstrate proficiency with addition facts to 20; extend and apply facts to develop related subtraction facts	T1 U2			
	VC2M2A03 recall and demonstrate proficiency with multiplication facts for twos; extend and apply facts to develop the related division facts using doubling and halving	T1 U3	T2 U2	T3 U1, U2	
	VC2M2A04 apply repetition in arithmetic operations, including multiplication as repeated addition and division as repeated subtraction		T2 U2	T3 U1, U3	
Measurement	VC2M2M01 measure and compare objects based on length, capacity and mass using appropriate uniform informal units and smaller units for accuracy when necessary		T2 U5	T3 U5	T4 U4
	VC2M2M02 identify common uses and represent halves, quarters and eighths in relation to shapes, objects and events	T1 U3	T2 U5	T3 U2	
	VC2M2M03 identify the date and determine the number of days between events using calendars	T1 U5			T4 U4
	VC2M2M04 recognise and read the time represented on an analog clock to the hour, half-hour and quarter hour	T1 U5			T4 U4
	VC2M2M05 identify, describe and demonstrate quarter, half, three-quarter and full measures of turn in everyday situations	T1 U5	T2 U4		
Space	VC2M2SP01 recognise, compare and classify shapes, referencing the number of sides and using spatial terms such as 'opposite', 'parallel', 'curved' and 'straight'	T1 U4			T4 U5
	VC2M2SP02 locate positions in two-dimensional representations of a familiar space; move positions by following directions and pathways		T2 U4		T4 U5
Statistics	VC2M2ST01 acquire data for categorical variables through surveys, observation, experiment and using digital tools; sort data into relevant categories and display data using lists and tables			T3 U4	T4 U3
	VC2M2ST02 create different graphical representations of data using software where appropriate; compare the different representations, and identify and describe common and distinctive features in response to questions				T4 U3

Strand & Topic	Outcomes	Activities (Courses)	Skill Quests	Challenges	Ebooks
<p>Unit 1 Number</p> <p>Read and write numbers to 1000</p> <p>Recognise, represent and order numbers Count by 1s and 10s Compare and order</p>	<p>VC2M2N01 recognise, represent and order numbers to at least 1000 using physical and virtual materials, numerals and number lines</p>	<p>Read & write numbers to 1000</p> <ul style="list-style-type: none"> Missing Numbers 1 Numbers in Words Which is Bigger? Which is Smaller? Greater Than or Less Than? Concept of Zero Ascending Order Descending Order Number Lines 	<p>Count within 1000</p> <ul style="list-style-type: none"> Counting in ones up to 1000 Identifying numbers before & after up to 1000 <p>Count in tens</p> <ul style="list-style-type: none"> Counting in tens with 2- & 3-digit numbers Finding numbers 10 before & 10 after, up to 1000 <p>Place value up to 3 digits</p> <ul style="list-style-type: none"> Reading & representing 3-digit numbers Identifying place value in 3-digit numbers <p>Compare & order numbers to 1000</p> <ul style="list-style-type: none"> Comparing numbers to 1000 Ordering numbers to 1000 		<p>(Y2-C) Numbers</p> <ul style="list-style-type: none"> Numbers to 999 (pp 1–18) Place value to 999 (pp 19–32)
<p>Unit 2 Number Algebra</p> <p>Addition and subtraction: Facts and number bonds</p> <p>Addition and subtraction facts Complements to 100 Number bonds</p>	<p>VC2M2N04 add and subtract one- and two-digit numbers, represent problems using number sentences and solve using part-part-whole reasoning and a variety of calculation strategies</p> <p>VC2M2N06 use mathematical modelling to solve practical problems involving additive and multiplicative situations, including money transactions ...</p> <p>VC2M2A02 recall and demonstrate proficiency with addition facts to 20; extend and apply facts to develop related subtraction facts</p>	<p>Add & subtract to 2 digits</p> <ul style="list-style-type: none"> Complements to 10, 20, 50 Complements to 50 and 100 Add 3 Numbers: Bonds to Multiples of 10 Related Facts 1 	<p>Add & subtract mental strategies to 100</p> <ul style="list-style-type: none"> Add & subtract using bridging to 10 up to 100 <p>Addition & subtraction relationship</p> <ul style="list-style-type: none"> Finding fact families for addition & subtraction <p>Addition & subtraction facts to 20</p> <ul style="list-style-type: none"> Adding & subtracting within 20 fluently Number bonds to 20 		<p>(Y2-C) Operations with Number</p> <ul style="list-style-type: none"> Addition (pp 1-2, 17-18) Subtraction (pp 26, 32-35)
<p>Unit 3 Number Algebra Measurement</p> <p>Introducing fractions</p> <p>Halves Quarters Connect halves and quarters</p>	<p>VC2M2N03 recognise and describe one-half as one of 2 equal parts of a whole and connect halves, quarters and eighths through repeated halving</p> <p>VC2M2A03 recall and demonstrate proficiency with multiplication facts for twos; extend and apply facts to develop the related division facts using doubling and halving</p> <p>VC2M2M02 identify common uses and represent halves, quarters and eighths in relation to shapes, objects and events</p>	<p>Halves & quarters</p> <ul style="list-style-type: none"> Halves Is it Half? Halves and Quarters Doubles and Halves to 10 Doubles and Halves to 20 Doubles and Near Doubles 	<p>Halves & quarters</p> <ul style="list-style-type: none"> Finding half of a set or quantity (no symbols) Finding quarters of sets or shapes (no symbols) Finding halves & quarters (no symbols) <p>Understand halves, quarters & eighths</p> <ul style="list-style-type: none"> Finding half of a set or quantity Finding quarters of a set or quantity 	<p>Number & Algebra: Fractions LEVEL 2–4</p> <ul style="list-style-type: none"> Monstrous proportions (DOK 2) 	<p>(Y2-C) Numbers</p> <ul style="list-style-type: none"> Fractions (pp 57–68) <p>(Y2-C) Operations with Number</p> <ul style="list-style-type: none"> Division (p 79)





Strand & Topic	Outcomes	Activities (Courses)	Skill Quests	Challenges	Ebooks
<p>Unit 4 Space</p> <hr/> <p>2D Shapes</p> <p>Recognise, compare and classify shapes</p> <p>Identify shape properties</p> <p>Shape orientations</p>	<p>VC2M2SP01 recognise, compare and classify shapes, referencing the number of sides and using spatial terms such as 'opposite', 'parallel', 'curved' and 'straight'</p>	<p>Shape & position</p> <ul style="list-style-type: none"> • What Line am I? • Sides, Angles and Diagonals • Collect the Polygons • Collect the Objects 	<p>Recognise & classify 2D shapes</p> <ul style="list-style-type: none"> • Identifying, sorting & naming octagons • Identifying, sorting & naming pentagons • Identifying, sorting & naming hexagons • Identifying & naming simple 2D shapes • Comparing, describing & sorting simple 2D shapes • Representing & describing regular polygons <p>Identify types of lines</p> <ul style="list-style-type: none"> • Identifying vertical & horizontal lines • Identifying parallel lines 	<p>Geometry: 2D Shapes LEVEL 2-4</p> <ul style="list-style-type: none"> • Sort these shapes out! (DOK3) 	<p>(Y2-C) Space and Shape</p> <ul style="list-style-type: none"> • 2D space (pp 1-17)
<p>Unit 5 Measurement</p> <hr/> <p>Time</p> <p>Use calendars to identify dates</p> <p>Solve problems using calendars</p> <p>Recognise and read time on analogue clocks</p> <p>Introduce duration of time</p>	<p>VC2M2M03 identify the date and determine the number of days between events using calendars</p> <p>VC2M2M04 recognise and read the time represented on an analog clock to the hour, half-hour and quarter-hour</p> <p>VC2M2M05 identify, describe and demonstrate quarter, half, three-quarter and full measures of turn in everyday situations</p>	<p>Time: Calendars</p> <ul style="list-style-type: none"> • Months of the Year • Months After and Before Seasons (AU/NZ) • Using a Calendar • Tomorrow and Yesterday (without scaffold) • Weekdays and Weekends <p>Time: Half & quarter hours</p> <ul style="list-style-type: none"> • Tell Time to the Half Hour • Tell Time to the Half Hour (UK) • Quarter To and Quarter Past 	<p>Months of the year</p> <ul style="list-style-type: none"> • Months of the year <p>Use a calendar</p> <ul style="list-style-type: none"> • Using a calendar to identify the date • Using calendars to solve simple problems <p>Recognise & read time up to quarter hour</p> <ul style="list-style-type: none"> • Telling time to the hour & half hour (analogue) • Telling time to the hour & half hour (digital) • Telling time to the half & quarter hour 		<p>(Y1-B) Time and Money</p> <ul style="list-style-type: none"> • Time (pp 11-19) <p>(Y2-C) Time and Money</p> <ul style="list-style-type: none"> • Time (pp 1-24)







Strand & Topic	Outcomes	Activities (Courses)	Skill Quests	Challenges	Ebooks
Unit 1 Number Partition and round numbers to 1000 Partition, rearrange, regroup and rename two- and three-digit numbers Round to nearest 10 or 100	VC2M2N01 recognise, represent and order numbers to at least 1000 using physical and virtual materials, numerals and number lines VC2M2N02 partition, rearrange, regroup and rename two- and three-digit numbers using standard and non-standard groupings; recognise the role of a zero digit in place value notation	Place value to 3 digits <ul style="list-style-type: none"> Place Value 2 Place Value - Thousands Model Numbers Expanding Numbers Partition and Rename 1 Place Value Partitioning Repartition Two-digit Numbers 	Hundreds, tens & ones <ul style="list-style-type: none"> Counting in hundreds, tens & ones Partitioning 3-digit numbers (standard) Partitioning 3-digit numbers (non-standard) Partition 2- & 3-digit numbers <ul style="list-style-type: none"> Partitioning 3-digit numbers (standard) Partitioning 3-digit numbers (non-standard) Round numbers to nearest 100 <ul style="list-style-type: none"> Rounding numbers up to 1000 to the nearest 100 	Number & Algebra: Whole Number LEVEL 2–4 <ul style="list-style-type: none"> Swap the numbers (DOK 2) 	(Y2-C) Numbers <ul style="list-style-type: none"> Topic 3 – Number sense (pp 33–40)
Unit 2 Number Algebra Multiplication and division: Facts and arrays Multiplication and division facts Arrays	VC2M2N05 multiply and divide by one-digit numbers using repeated addition, equal grouping, arrays, and partitioning to support a variety of calculation strategies VC2M2A04 apply repetition in arithmetic operations, including multiplication as repeated addition and division as repeated subtraction VC2M2A03 recall and demonstrate proficiency with multiplication facts for twos; extend and apply facts to develop the related division facts using doubling and halving	Multiply & divide by 1 digit <ul style="list-style-type: none"> Arrays 1 Arrays 2 Model multiplication to 5×5 	Arrays & repeated addition <ul style="list-style-type: none"> Using repeated addition to multiply Exploring arrays (no x symbol) Repetition in operations <ul style="list-style-type: none"> Using repeated subtraction to divide 	Number & Algebra: Multiplication & Division LEVEL 2–4 <ul style="list-style-type: none"> Party time (DOK 2) 	(Y2-C) Operations with Number <ul style="list-style-type: none"> Multiplication (pp 49–57) Division (pp 67–78)
Unit 3 Number Addition and subtraction: Mental strategies Mental strategies Problem solving	VC2M2N04 add and subtract one- and two-digit numbers, represent problems using number sentences and solve using part-part-whole reasoning and a variety of calculation strategies VC2M2N06 use mathematical modelling to solve practical problems involving additive and multiplicative situations, including money transactions; represent situations and choose calculation strategies; interpret and communicate solutions in terms of the context	Add & subtract to 2 digits <ul style="list-style-type: none"> Model Addition Model Subtraction Adding to 2-digit numbers Magic Mental Addition Subtract Tens Partition Puzzles 1 Commutative Property of Addition Bar Model Problems 1 Bar Model Problems 2 	Add & subtract mental strategies to 100 <ul style="list-style-type: none"> Add & subtract by counting on/back up to 100 Add & subtract using jump strategy Adding using place value up to 100 Using mental strategies to add & subtract (to 100) Add & subtract strategies over 100 <ul style="list-style-type: none"> Adding using place value up to 200 Adding & subtracting using place value Adding using place value (crossing a ten) Subtracting using addition Adding & subtracting using rounding & compensating 	Number & Algebra: Addition & Subtraction LEVEL 2–4 <ul style="list-style-type: none"> The key to adding (DOK 2) Pieces of gold (DOK 2) Magic 9 (DOK 3) 	(Y2-C) Operations with Number <ul style="list-style-type: none"> Addition (pp 3-16, 21, 23-24) Subtraction (pp 27-31, 36-43, 47-48)

Strand & Topic	Outcomes	Activities (Courses)	Skill Quests	Challenges	Ebooks
<p>Unit 4 Space Measurement</p> <hr/> <p>Position and turns</p> <p>Interpret maps and locate positions Give and receive directions Use position language</p>	<p>VC2M2SP02 locate positions in two-dimensional representations of a familiar space; move positions by following directions and pathways</p> <p>VC2M2M05 identify, describe and demonstrate quarter, half, three-quarter and full measures of turn in everyday situations</p>	<p>Shape & position</p> <ul style="list-style-type: none"> • Map Coordinates • Where is it? • Left or Right? 	<p>Turns of shapes</p> <ul style="list-style-type: none"> • Turns of shapes <p>Read maps</p> <ul style="list-style-type: none"> • Reading simple maps 		<p>Y2-C Space and Shape</p> <ul style="list-style-type: none"> • Position (pp 30–37)
<p>Unit 5 Number Algebra</p> <hr/> <p>Length</p> <p>Choose informal units to measure Measure and compare Linking length with halves and quarters</p>	<p>VC2M2M01 measure and compare objects based on length, capacity and mass using appropriate uniform informal units and smaller units for accuracy when necessary</p> <p>VC2M2M02 identify common uses and represent halves, quarters and eighths in relation to shapes, objects and events</p>	<p>Length, capacity & mass</p> <ul style="list-style-type: none"> • Measuring Length with Blocks • Compare length 	<p>Understand & measure length</p> <ul style="list-style-type: none"> • Comparing & ordering lengths using informal units 		<p>Y2-C Measurement</p> <ul style="list-style-type: none"> • Length (pp 1–4)

Strand & Topic	Outcomes	Activities (Courses)	Skill Quests	Challenges	Ebooks
Unit 1 Algebra Number <hr/> Patterns Additive patterns Increase and decrease Shapes and objects Find missing number	VC2M2A01 recognise, describe and create additive patterns that increase or decrease by a constant amount ... VC2M2A03 recall and demonstrate proficiency with multiplication facts for twos ... VC2M2N05 multiply and divide by one-digit numbers using repeated addition, equal grouping, arrays ... VC2M2A04 apply repetition in arithmetic operations ...	Patterns & missing numbers <ul style="list-style-type: none"> Increasing Patterns Decreasing Patterns Odd or Even Pattern Error Missing Numbers Fact Families: Add and Subtract Balance Additions to 20 	Addition & subtraction sequences <ul style="list-style-type: none"> Identify, describe & continue number sequences Add or subtract patterns (within 10) up to 100 Additive visual patterns Multiplication & division facts for 2 <ul style="list-style-type: none"> Recalling & using multiplication facts for 2 Recalling & using division facts for 2 Multiplying & dividing by 2 	Number & Algebra: Patterns LEVEL 2–4 <ul style="list-style-type: none"> Jamie's patterns (DOK 2) 	(Y2-C) Numbers <ul style="list-style-type: none"> Skip counting (pp 41–51) (Y2-C) Patterns and Relationships <ul style="list-style-type: none"> Patterns and rules (pp 1–36, 39)
Unit 2 Number Algebra Measurement <hr/> Fractions Eighths Connect halves, quarters and eighths	VC2M2N03 recognise and describe one-half as one of 2 equal parts of a whole and connect halves, quarters and eighths through repeated halving VC2M2A03 recall and demonstrate proficiency with multiplication facts for twos; extend and apply facts to develop the related division facts using doubling and halving VC2M2M02 identify common uses and represent halves, quarters and eighths in relation to shapes, objects and events		Halves, quarters & eighths <ul style="list-style-type: none"> Finding eighths of objects or shapes Finding halves, quarters & eighths of shapes Understand halves, quarters & eighths <ul style="list-style-type: none"> Finding eighths of a set or quantity Practical situations 		
Unit 3 Number <hr/> Multiplication and division Partitioning Skip counting Modelling	VC2M2N05 multiply and divide by one-digit numbers using repeated addition, equal grouping, arrays, and partitioning ... VC2M2A04 apply repetition in arithmetic operations ... VC2M2N06 use mathematical modelling to solve practical problems involving additive and multiplicative situations, including money transactions ...	Multiply & divide by 2 digits <ul style="list-style-type: none"> Counting by Twos Counting by Fives Counting by Tens Count by 2s, 5s and 10s Dividing Twos Dividing Fives Dividing Tens Skip Counting with Coins 	Multiply & divide practical problems <ul style="list-style-type: none"> Solving simple multiplication problems (2,5,10x) Solving contextual problems Commutative property multiplication <ul style="list-style-type: none"> Using the commutative property of multiplication Divide by sharing & grouping <ul style="list-style-type: none"> Dividing by sharing & grouping 	Number & Algebra: Multiplication & Division LEVEL 2–4 <ul style="list-style-type: none"> Trading card count (DOK 3) 	(Y2-C) Patterns and Relationships <ul style="list-style-type: none"> Number relationships (pp 37–38, 40) (Y2-C) Operations with Number <ul style="list-style-type: none"> Multiplication (pp 58–66)

Strand & Topic	Outcomes	Activities (Courses)	Skill Quests	Challenges	Ebooks
<p>Unit 4 Statistics</p> <p>Data collection and recording</p> <p>Pose questions Construct surveys Observe events Collect data</p>	<p>VC2M2ST01 acquire data for categorical variables through surveys, observation, experiment and using digital tools; sort data into relevant categories and display data using lists and tables</p>	<p>Sort, represent & interpret data</p> <ul style="list-style-type: none"> • Sorting Data • Sort It • Tallies 	<p>Gather data</p> <ul style="list-style-type: none"> • Answer questions related to simple data displays 		<p>Y2-C Chance and Data</p> <ul style="list-style-type: none"> • Data (pp 9–15)
<p>Unit 5 Measurement</p> <p>Mass and capacity</p> <p>Use uniform informal measurements Compare mass and capacities</p>	<p>VC2M2M01 measure and compare objects based on length, capacity and mass using appropriate uniform informal units and smaller units for accuracy when necessary</p>	<p>Length, capacity & mass</p> <ul style="list-style-type: none"> • Balancing Act • How Full? • Halve it! 	<p>Understand & measure capacity & volume</p> <ul style="list-style-type: none"> • Estimate & measure capacity using informal units • Comparing & ordering volume <p>Understand & measure mass</p> <ul style="list-style-type: none"> • Comparing & ordering mass using informal units 		<p>Y2-C Measurement</p> <ul style="list-style-type: none"> • Mass (pp 13–21) • Volume and capacity (pp 22–27)

Strand & Topic	Outcomes	Activities (Courses)	Skill Quests	Challenges	Ebooks
Unit 1 Number Number review Recognise, represent and order numbers Count by 1s and 10s Compare and order	VC2M2N01 recognise, represent and order numbers to at least 1000 using physical and virtual materials, numerals and number lines VC2M2N02 partition, rearrange, regroup and rename two- and three-digit numbers using standard and non-standard groupings; recognise the role of a zero digit in place value notation	 Review earlier content	 Review earlier content	 Review earlier content	 Review earlier content
Unit 2 Number Algebra Operations: Problem solving Solve practical problems involving additive and multiplicative situations	VC2M2N06 use mathematical modelling to solve practical problems involving additive and multiplicative situations, including money transactions; represent situations and choose calculation strategies; interpret and communicate solutions in terms of the context	Four operations word problems <ul style="list-style-type: none"> • Word Problems: Add and Subtract • Problems: Add and Subtract 1 • Problems: Times and Divide 	Add & subtract practical problems <ul style="list-style-type: none"> • Solving word problems with start or change unknown • Writing simple number sentences • Solving contextual problems 		(Y2-C) Time and Money <ul style="list-style-type: none"> • Money (pp 25–39)
Unit 3 Statistics Data representation Create graphical representations Compare and describe data representations Interpret data	VC2M2ST01 acquire data for categorical variables through surveys, observation, experiment and using digital tools; sort data into relevant categories and display data using lists and tables VC2M2ST02 create different graphical representations of data using software where appropriate; compare the different representations, identify and describe common and distinctive features in response to questions	Sort, represent & interpret data <ul style="list-style-type: none"> • Interpreting Tables • Read Graphs • Picture Graphs: Who has the Goods? • Picture Graphs: More or Less • Making Picture Graphs: With Scale 	Create displays of data <ul style="list-style-type: none"> • Reading & interpreting simple picture graphs • Representing & reading data in tables or lists • Using a tally chart, table, picture graph 	Number & Algebra: Fractions LEVEL 2–4 <ul style="list-style-type: none"> • Monstrous proportions (DOK 2) 	(Y2-C) Chance and Data <ul style="list-style-type: none"> • Data (pp 16–23)

Strand & Topic	Outcomes	Activities (Courses)	Skill Quests	Challenges	Ebooks
Unit 4 Measurement Measurement review and applications Solve practical problems involving measurement Choose appropriate units of measurement	VC2M2M01 measure and compare objects based on length, capacity and mass using appropriate uniform informal units and smaller units for accuracy when necessary VC2M2M03 identify the date and determine the number of days between events using calendars VC2M2M04 recognise and read the time represented on an analog clock to the hour, half-hour and quarter-hour	 Review earlier content	 Review earlier content	 Review earlier content	 Review earlier content
Unit 5 Space Shape and position review	VC2M2SP01 recognise, compare and classify shapes, referencing the number of sides and using spatial terms such as 'opposite', 'parallel', 'curved' and 'straight' VC2M2SP02 locate positions in two-dimensional representations of a familiar space; move positions by following directions and pathways	 Review earlier content	Recognise & classify 3D objects <ul style="list-style-type: none"> • Exploring surfaces & faces • Recognising & describing spheres • Recognising & describing cones • Recognising & describing cubes • Recognising & describing cylinders • Recognising, sorting & naming 3D objects • Recognising & describing prisms (no formal names) • Comparing 2D shapes & 3D objects • Identifying faces, edges & vertices on 3D objects • Faces, edges, vertices & surfaces of 3D objects 	 Review earlier content	Y2-C Space and Shape <ul style="list-style-type: none"> • 3D space (pp 18–29)

Mathletics

For more information about Mathletics,
contact our friendly team.

www.mathletics.com/contact

