

Year 2 Australian Curriculum v8.4			Year 2 Australian Curriculum v9			New Courses: Units of Work	Activities (Courses): Topics	Skill Quests	
Strand	Content Descriptions	Code	Strand	Outcomes	Code	NEW	Australian Curriculum v9 Yr 02		
Number	recognise, model, represent and order numbers to at least 1000	ACMNA027	Number	recognise, represent and order numbers to at least 1000 using physical and virtual materials, numerals and number lines	AC9M2N01		Read, write, compare & order numbers	Count to 1000 Count in tens Place value up to 3 digits Compare & order numbers to 1000	
	group, partition and rearrange collections up to 1000 in hundreds, tens and ones to facilitate more efficient counting	ACMNA028		partition, rearrange, regroup and rename two- and three-digit numbers using standard and non-standard groupings; recognise the role of a zero digit in place value notation	AC9M2N02		Place value	Hundreds, tens & ones Partition 2- & 3-digit numbers Round numbers to nearest 100	
	recognise and interpret common uses of halves, quarters and eighths of shapes and collections	ACMNA033		recognise and describe one-half as one of 2 equal parts of a whole and connect halves, quarters and eighths through repeated halving	AC9M2N03	Y3 Fractions	Halves & quarters	Halves & quarters Halves, quarters & eighths	
	solve simple addition and subtraction problems using a range of efficient mental and written strategies	ACMNA030		add and subtract one- and two-digit numbers, representing problems using number sentences, and solve using part-part-whole reasoning and a variety of calculation strategies	AC9M2N04		Add & Subtract	Add & subtract mental strategies to 100 Add & subtract strategies over 100	
	solve problems by using number sentences for addition or subtraction	ACMNA036							
	recognise and represent multiplication as repeated addition, groups and arrays	ACMNA031		multiply and divide by one-digit numbers using repeated addition, equal grouping, arrays, and partitioning to support a variety of calculation strategies	AC9M2N05		Multiplication & Division	Arrays & repeated addition Commutative property multiplication Divide by sharing & grouping Divide using repeated subtraction	
	recognise and represent division as grouping into equal sets and solve simple problems using these representations	ACMNA032							
				use mathematical modelling to solve practical problems involving additive and multiplicative situations, including money transactions; represent situations and choose calculation strategies; interpret and communicate solutions in terms of the situation	AC9M2N06	Y3 Fractions	Problems with four operations	Add & subtract practical problems Multiply & divide practical problems	
	investigate number sequences, initially those increasing and decreasing by twos, threes, fives and tens from any starting point, then moving to other sequences MOVED TO Y1	ACMNA026							
	explore the connection between addition and subtraction MOVED TO Y3	ACMNA029							
count and order small collections of Australian coins and notes according to their value REMOVED	ACMNA034								

Year 2 Australian Curriculum v8.4			Year 2 Australian Curriculum v9			New Courses: Units of Work	Activities (Courses): Topics	Skill Quests
Strand	Content Descriptions	Code	Strand	Outcomes	Code	NEW	Australian Curriculum v9 Yr 02	
Algebra	describe patterns with numbers and identify missing elements	ACMNA035	Algebra	recognise, describe and create additive patterns that increase or decrease by a constant amount, using numbers, shapes and objects, and identify missing elements in the pattern	AC9M2A01		Algebra-Patterns & missing numbers	Addition & subtraction sequences
				recall and demonstrate proficiency with addition facts to 20; extend and apply facts to develop related subtraction facts MOVED FROM Y3	AC9M2A02			Addition & subtraction relationship Addition & subtraction facts to 20
				recall and demonstrate proficiency with multiplication facts for twos; extend and apply facts to develop the related division facts using doubling and halving NEW	AC9M2A03			Multiplication & division facts for 2
Measurement	compare and order several shapes and objects based on length, area, volume and capacity using appropriate uniform informal units	ACMMG037	Measurement	measure and compare objects based on length, capacity and mass using appropriate uniform informal units and smaller units for accuracy when necessary	AC9M2M01		Measure informally	Understand & measure length Understand & measure capacity & volume Understand & measure mass
	compare masses of objects using balance scales	ACMMG038						
	recognise and interpret common uses of halves, quarters and eighths of shapes and collections	ACMNA033		identify common uses and represent halves, quarters and eighths in relation to shapes, objects and events	AC9M2M02	Y3 Fractions	Understand halves, quarters & eighths	
	use a calendar to identify the date and determine the number of days in each month	ACMMG041		identify the date and determine the number of days between events using calendars	AC9M2M03		Days, weeks, months & calendars	Months of the year Use a calendar
	tell time to the quarter-hour, using the language of 'past' and 'to'	ACMMG039		recognise and read the time represented on an analog clock to the hour, half-hour and quarter-hour	AC9M2M04		Time to Half & Quarter hour	Recognise & read time up to quarter hour
	identify and describe half and quarter turns	ACMMG046		identify, describe and demonstrate quarter, half, three-quarter and full measures of turn in everyday situations	AC9M2M05		Shape, space & measure	Turns of shapes
	name and order months and seasons REMOVED	ACMMG040						

Year 2 Australian Curriculum v8.4			Year 2 Australian Curriculum v9			New Courses: Units of Work	Activities (Courses): Topics	Skill Quets
Strand	Content Descriptions	Code	Strand	Outcomes	Code	NEW	Australian Curriculum v9 Yr 02	
Geometry	describe and draw two-dimensional shapes, with and without digital technologies	ACMMG042	Space	recognise, compare and classify shapes, referencing the number of sides and using spatial terms such as "opposite", "parallel", "curved" and "straight"	AC9M2SP01		Shape, space & measure	Recognise & classify 2D shapes Identify types of lines Recognise & classify 3D objects
	interpret simple maps of familiar locations and identify the relative positions of key features	ACMMG044		locate positions in two dimensional representations of a familiar space; move positions by following directions and pathways	AC9M2SP02			Read maps
	investigate the effect of one-step slides and flips with and without digital technologies REMOVED	ACMMG045						
	describe the features of three-dimensional objects MOVED TO Y3	ACMMG043						
Statistics	identify a question of interest based on one categorical variable. Gather data relevant to the question	ACMSP048	Statistics	acquire data for categorical variables through surveys, observation, experiment and using digital tools; sort data into relevant categories and display data using lists and tables	AC9M2ST01		Tables & Lists	Gather data
	collect, check and classify data	ACMSP049		create different graphical representations of data using software where appropriate; compare the different representations, identify and describe common and distinctive features in response to questions	AC9M2ST02			Create displays of data
	create displays of data using lists, table and picture graphs and interpret them	ACMSP050						
Probability	identify practical activities and everyday events that involve chance. Describe outcomes as 'likely' or 'unlikely' and identify some events as 'certain' or 'impossible' MOVED TO Y3	ACMSP047						

	Term one	Term two	Term three	Term four
Unit 1	Number	Number	Algebra Number	Number
	Read and write numbers to 1000 <ul style="list-style-type: none"> Recognise, represent and order numbers Count by 1s and 10s Compare and order 	Partition and round numbers to 1000 <ul style="list-style-type: none"> Partition, rearrange, regroup and rename two- and three-digit numbers Round to nearest 10 or 100 	Patterns <ul style="list-style-type: none"> Additive patterns Increase and decrease Shapes and objects Find missing number 	Number review Review earlier content
Unit 2	Number Algebra	Number Algebra	Number Algebra Measurement	Number Algebra
	Addition and subtraction: Facts and number bonds <ul style="list-style-type: none"> Addition and subtraction facts Complements to 100 Number bonds 	Multiplication and division: Facts and arrays <ul style="list-style-type: none"> Multiplication and division facts Arrays 	Fractions <ul style="list-style-type: none"> Eighths Connect halves, quarters and eighths 	Operations: Problem solving <ul style="list-style-type: none"> Solve practical problems involving additive and multiplicative situations
Unit 3	Number Measurement Algebra	Number	Number Algebra	Statistics
	Introducing fractions <ul style="list-style-type: none"> Halves Quarters Connect halves and quarters 	Addition and subtraction: Mental strategies <ul style="list-style-type: none"> Mental strategies Problem solving 	Multiplication and division <ul style="list-style-type: none"> Partitioning Skip counting Modelling 	Data representation <ul style="list-style-type: none"> Create graphical representations Compare and describe data representations Interpret data
Unit 4	Space	Space Measurement	Statistics	Measurement
	2D shapes <ul style="list-style-type: none"> Recognise, compare and classify shapes Identify shape properties Shape orientations 	Position and turns <ul style="list-style-type: none"> Interpret maps and locate positions Give and receive directions Use position language 	Data collection recording <ul style="list-style-type: none"> Pose questions Construct surveys Observe events Collect data 	Measurement review and applications <ul style="list-style-type: none"> Solve practical problems involving measurement Choose appropriate units of measurement
Unit 5	Measurement	Measurement	Measurement	Space
	Time <ul style="list-style-type: none"> Use calendars to identify dates Solve problems using calendars Recognise and read time on analogue clocks Introduce duration of time 	Length <ul style="list-style-type: none"> Choose informal units to measure Measure and compare Linking length with halves and quarters 	Mass and capacity <ul style="list-style-type: none"> Use uniform informal measurements Compare mass and capacities 	Shape and position review Review earlier content

Strand	Outcomes and content descriptions	Located			
Number	AC9M2N01 recognise, represent and order numbers to at least 1000 using physical and virtual materials, numerals and number lines	T1 U1	T2 U1		T4 U1
	AC9M2N01 partition, rearrange, regroup and rename two- and three-digit numbers using standard and non-standard groupings; recognise the role of a zero digit in place value notation		T2 U1		T4 U1
	AC9M2N03 recognise and describe one-half as one of 2 equal parts of a whole and connect halves, quarters and eighths through repeated halving	T1 U3		T3 U2	
	AC9M2N04 add and subtract one- and two-digit numbers, representing problems using number sentences and solve using part-part-whole reasoning and a variety of calculation strategies	T1 U2	T2 U3		
	AC9M2N05 multiply and divide by one-digit numbers using repeated addition, equal grouping, arrays, and partitioning to support a variety of calculation strategies		T2 U2	T3 U1, U3	
	AC9M2N06 use mathematical modelling to solve practical problems involving additive and multiplicative situations, including money transactions	T1 U2	T2 U3	T3 U3	T4 U2
Algebra	AC9M2A01 recognise, describe and create additive patterns that increase or decrease by a constant amount, using numbers, shapes and objects, and identify missing elements in the pattern			T3 U1	
	AC9M2A02 recall and demonstrate proficiency with addition facts to 20; extend and apply facts to develop related subtraction facts	T1 U2		T3 U1	
	AC9M2A03 recall and demonstrate proficiency with multiplication facts for twos; extend and apply facts to develop the related division facts using doubling and halving	T1 U3	T2 U2	T3 U1, U2	
Measurement	AC9M2M01 measure and compare objects based on length, capacity and mass using appropriate uniform informal units and smaller units for accuracy when necessary		T2 U5	T3 U5	T4 U4
	AC9M2M02 identify common uses and represent halves, quarters and eighths in relation to shapes, objects and events	T1 U3	T2 U5	T3 U2	
	AC9M2M03 identify the date and determine the number of days between events using calendars	T1 U5			T4 U4
	AC9M2M04 recognise and read the time represented on an analog clock to the hour, half-hour and quarter-hour	T1 U5			T4 U4
	AC9M2M05 identify, describe and demonstrate quarter, half, three-quarter and full measures of turn in everyday situations	T1 U5	T2 U4		
Space	AC9M2SP01 recognise, compare and classify shapes, referencing the number of sides and using spatial terms such as “opposite”, “parallel”, “curved” and “straight”	T1 U4			T4 U5
	AC9M2SP02 locate positions in two-dimensional representations of a familiar space; move positions by following directions and pathways		T2 U4		T4 U5
Statistics	AC9M2ST01 acquire data for categorical variables through surveys, observation, experiment and using digital tools; sort data into relevant categories and display data using lists and tables			T3 U4	T4 U3
	AC9M2ST02 create different graphical representations of data using software where appropriate; compare the different representations, identify and describe common and distinctive features in response to questions				T4 U3

Strand & Topic	Outcomes	Activities (Courses)	Skill Quests	Challenges	Ebooks
<p>Unit 1 Number</p> <p>Read and write numbers to 1000</p> <p>Recognise, represent and order numbers Count by 1s and 10s Compare and order</p>	<p>AC9M2N01 recognise, represent and order numbers to at least 1000 using physical and virtual materials, numerals and number lines</p>	<p>Read, write, compare & order numbers</p> <ul style="list-style-type: none"> Missing Numbers 1 Numbers in Words Which is Bigger? Which is Smaller? Greater Than or Less Than? Concept of Zero Ascending Order Descending Order Number Lines 	<p>Count to 1000</p> <ul style="list-style-type: none"> Counting in ones up to 1000 Identifying numbers before & after up to 1000 <p>Count in tens</p> <ul style="list-style-type: none"> Counting in tens with 2- & 3-digit numbers Finding numbers 10 before & 10 after, up to 1000 <p>Place value up to 3 digits</p> <ul style="list-style-type: none"> Reading & representing 3-digit numbers Identifying place value in 3-digit numbers <p>Compare & order numbers to 1000</p> <ul style="list-style-type: none"> Comparing numbers to 1000 Ordering numbers to 1000 		<p>(Y2-C) Numbers</p> <ul style="list-style-type: none"> Numbers to 999 (pp 1–18) Place value to 999 (pp 19–32)
<p>Unit 2 Number Algebra</p> <p>Addition and subtraction: Facts and number bonds</p> <p>Addition and subtraction facts Complements to 100 Number bonds</p>	<p>AC9M2N04 add and subtract one- and two-digit numbers, representing problems using number sentences and solve using part-part-whole reasoning and a variety of calculation strategies</p> <p>AC9M2N06 use mathematical modelling to solve practical problems involving additive and multiplicative situations, including money transactions</p> <p>AC9M2A02 recall and demonstrate proficiency with addition facts to 20; extend and apply facts to develop related subtraction facts</p>	<p>Add & Subtract</p> <ul style="list-style-type: none"> Complements to 10, 20, 50 Complements to 50 and 100 Add 3 Numbers: Bonds to Multiples of 10 Related Facts 1 	<p>Add & subtract mental strategies to 100</p> <ul style="list-style-type: none"> Add & subtract using bridging to 10 up to 100 <p>Addition & subtraction relationship</p> <ul style="list-style-type: none"> Finding fact families for addition & subtraction <p>Addition & subtraction facts to 20</p> <ul style="list-style-type: none"> Adding & subtracting within 20 fluently Number bonds to 20 		<p>(Y2-C) Operations with Number</p> <ul style="list-style-type: none"> Addition (pp 1-2, 17-18) Subtraction (pp 26, 32-35)
<p>Unit 3 Number Algebra Measurement</p> <p>Introducing fractions</p> <p>Halves Quarters Connect halves and quarters</p>	<p>AC9M2N03 recognise and describe one-half as one of 2 equal parts of a whole and connect halves, quarters and eighths through repeated halving</p> <p>AC9M2A03 recall and demonstrate proficiency with multiplication facts for twos; extend and apply facts to develop the related division facts using doubling and halving</p> <p>AC9M2M02 identify common uses and represent halves, quarters and eighths in relation to shapes, objects and events</p>	<p>Halves & quarters</p> <ul style="list-style-type: none"> Halves Is it Half? Halves and Quarters Doubles and Halves to 10 Doubles and Halves to 20 Doubles and Near Doubles 	<p>Halves & quarters</p> <ul style="list-style-type: none"> Finding half of a set or quantity (no symbols) Finding quarters of sets or shapes (no symbols) Finding halves & quarters (no symbols) <p>Understand halves, quarters & eighths</p> <ul style="list-style-type: none"> Finding half of a set or quantity Finding quarters of a set or quantity 	<p>Number & Algebra: Fractions LEVEL 2–4</p> <ul style="list-style-type: none"> Monstrous proportions (DOK 2) 	<p>(Y2-C) Numbers</p> <ul style="list-style-type: none"> Fractions (pp 57–68) <p>(Y2-C) Operations with Number</p> <ul style="list-style-type: none"> Division (p 79)





Strand & Topic	Outcomes	Activities (Courses)	Skill Quests	Challenges	Ebooks
<p>Unit 4 Space</p> <hr/> <p>2D Shapes</p> <p>Recognise, compare and classify shapes</p> <p>Identify shape properties</p> <p>Shape orientations</p>	<p>AC9M2SP01 recognise, compare and classify shapes, referencing the number of sides and using spatial terms such as “opposite”, “parallel”, “curved” and “straight”</p>	<p>Shape space & measure</p> <ul style="list-style-type: none"> • What Line am I? • Sides, Angles and Diagonals • Collect the Polygons • Collect the Objects 	<p>Recognise & classify 2D shapes</p> <ul style="list-style-type: none"> • Identifying, sorting & naming octagons • Identifying, sorting & naming pentagons • Identifying, sorting & naming hexagons • Identifying & naming simple 2D shapes • Comparing, describing & sorting simple 2D shapes • Representing & describing regular polygons <p>Identify types of lines</p> <ul style="list-style-type: none"> • Identifying vertical & horizontal lines • Identifying parallel lines 	<p>Geometry: 2D Shapes LEVEL 2–4</p> <ul style="list-style-type: none"> • Sort these shapes out! (DOK 3) 	<p>(Y2-C) Space and Shape</p> <ul style="list-style-type: none"> • 2D space (pp 1–17)
<p>Unit 5 Measurement</p> <hr/> <p>Time</p> <p>Use calendars to identify dates</p> <p>Solve problems using calendars</p> <p>Recognise and read time on analogue clocks</p> <p>Introduce duration of time</p>	<p>AC9M2M03 identify the date and determine the number of days between events using calendars</p> <p>AC9M2M04 recognise and read the time represented on an analog clock to the hour, half-hour and quarter-hour</p> <p>AC9M2M05 identify, describe and demonstrate quarter, half, three-quarter and full measures of turn in everyday situations</p>	<p>Days, weeks, months & calendars</p> <ul style="list-style-type: none"> • Months of the Year • Months After and Before Seasons (AU/NZ) • Using a Calendar • Tomorrow and Yesterday (without scaffold) • Weekdays and Weekends <p>Time to Half & Quarter hour</p> <ul style="list-style-type: none"> • Tell Time to the Half Hour • Tell Time to the Half Hour (UK) • Quarter To and Quarter Past 	<p>Months of the year</p> <ul style="list-style-type: none"> • Months of the year <p>Use a calendar</p> <ul style="list-style-type: none"> • Using a calendar to identify the date • Using calendars to solve simple problems <p>Recognise & read time up to quarter hour</p> <ul style="list-style-type: none"> • Telling time to the hour & half hour (analogue) • Telling time to the hour & half hour (digital) • Telling time to the half & quarter hour 		<p>(Y1-B) Time and Money</p> <ul style="list-style-type: none"> • Time (pp 11-19) <p>(Y2-C) Time and Money</p> <ul style="list-style-type: none"> • Time (pp 1–24)







Strand & Topic	Outcomes	Activities (Courses)	Skill Quests	Challenges	Ebooks
Unit 1 Number <hr/> Partition and round numbers to 1000 <hr/> Partition, rearrange, regroup and rename two- and three-digit numbers Round to nearest 10 or 100	AC9M2N01 recognise, represent and order numbers to at least 1000 using physical and virtual materials, numerals and number lines AC9M2N02 partition, rearrange, regroup and rename two- and three-digit numbers using standard and non-standard groupings; recognise the role of a zero digit in place value notation	Place value <ul style="list-style-type: none"> Place Value 2 Place Value - Thousands Model Numbers Expanding Numbers Partition and Rename 1 Place Value Partitioning Repartition Two-digit Numbers 	Hundreds, tens & ones <ul style="list-style-type: none"> Counting in hundreds, tens & ones Partitioning 3-digit numbers (standard) Partitioning 3-digit numbers (non-standard) Round numbers to nearest 100 <ul style="list-style-type: none"> Rounding numbers up to 1000 to the nearest 100 	Number & Algebra: Whole Number LEVEL 2–4 <ul style="list-style-type: none"> Swap the numbers (DOK 2) 	(Y2-C) Numbers <ul style="list-style-type: none"> Topic 3 – Number sense (pp 33–40)
Unit 2 Number Algebra <hr/> Multiplication and division: Facts and arrays <hr/> Multiplication and division facts Arrays	AC9M2N05 multiply and divide by one-digit numbers using repeated addition, equal grouping, arrays, and partitioning to support a variety of calculation strategies AC9M2A03 recall and demonstrate proficiency with multiplication facts for twos; extend and apply facts to develop the related division facts using doubling and halving	Multiplication & Division <ul style="list-style-type: none"> Arrays 1 Arrays 2 Model multiplication to 5×5 	Arrays & repeated addition <ul style="list-style-type: none"> Using repeated addition to multiply Exploring arrays (no x symbol) Divide using repeated subtraction <ul style="list-style-type: none"> Using repeated subtraction to divide 	Number & Algebra: Multiplication & Division LEVEL 2–4 <ul style="list-style-type: none"> Party time (DOK 2) 	(Y2-C) Operations with Number <ul style="list-style-type: none"> Multiplication (pp 49–57) Division (pp 67–78)
Unit 3 Number <hr/> Addition and subtraction: Mental strategies <hr/> Mental strategies Problem solving	AC9M2N04 add and subtract one- and two-digit numbers, representing problems using number sentences and solve using part-part-whole reasoning and a variety of calculation strategies AC9M2N06 use mathematical modelling to solve practical problems involving additive and multiplicative situations, including money transactions; represent situations and choose calculation strategies; interpret and communicate solutions in terms of the situation	Add & Subtract <ul style="list-style-type: none"> Model Addition Model Subtraction Adding to 2-digit numbers Magic Mental Addition Subtract Tens Partition Puzzles 1 	Add & subtract mental strategies to 100 <ul style="list-style-type: none"> Add & subtract by counting on/back up to 100 Add & subtract using jump strategy Adding using place value up to 100 Using mental strategies to add & subtract (to 100) Add & subtract strategies over 100 <ul style="list-style-type: none"> Adding using place value up to 200 Adding & subtracting using place value Adding using place value (crossing a ten) Subtracting using addition Adding & subtracting using rounding & compensating 	Number & Algebra: Addition & Subtraction LEVEL 2–4 <ul style="list-style-type: none"> The key to adding (DOK 2) Pieces of gold (DOK 2) Magic 9 (DOK 3) 	(Y2-C) Operations with Number <ul style="list-style-type: none"> Addition (pp 3-16, 21, 23-24) Subtraction (pp 27-31, 36-43, 47-48)

Strand & Topic	Outcomes	Activities (Courses)	Skill Quests	Challenges	Ebooks
<p>Unit 4 Space Measurement</p> <hr/> <p>Position and turns</p> <p>Interpret maps and locate positions Give and receive directions Use position language</p>	<p>AC9M2SP02 locate positions in two-dimensional representations of a familiar space; move positions by following directions and pathways</p> <p>AC9M2M05 identify, describe and demonstrate quarter, half, three-quarter and full measures of turn in everyday situations</p>	<p>Shape space & measure</p> <ul style="list-style-type: none"> • Map Coordinates • Where is it? • Left or Right? 	<p>Turns of shapes</p> <ul style="list-style-type: none"> • Turns of shapes <p>Read maps</p> <ul style="list-style-type: none"> • Reading simple maps 		<p>Y2-C Space and Shape</p> <ul style="list-style-type: none"> • Position (pp 30–37)
<p>Unit 5 Number Algebra</p> <hr/> <p>Length</p> <p>Choose informal units to measure Measure and compare Linking length with halves and quarters</p>	<p>AC9M2M01 measure and compare objects based on length, capacity and mass using appropriate uniform informal units and smaller units for accuracy when necessary</p> <p>AC9M2M02 identify common uses and represent halves, quarters and eighths in relation to shapes, objects and events</p>	<p>Measure informally</p> <ul style="list-style-type: none"> • Measuring Length with Blocks • Compare length 	<p>Understand & measure length</p> <ul style="list-style-type: none"> • Comparing & ordering lengths using informal units 		<p>Y2-C Measurement</p> <ul style="list-style-type: none"> • Length (pp 1–4)

Strand & Topic	Outcomes	Activities (Courses)	Skill Quests	Challenges	Ebooks
Unit 1 Algebra Number <hr/> Patterns Additive patterns Increase and decrease Shapes and objects Find missing number	AC9M2A01 recognise, describe and create additive patterns that increase or decrease by a constant amount ... AC9M2A03 recall and demonstrate proficiency with multiplication facts for twos ... AC9M2N05 multiply and divide by one-digit numbers using repeated addition, equal grouping, arrays ...	Algebra–Patterns & missing numbers <ul style="list-style-type: none"> Increasing Patterns Decreasing Patterns Odd or Even Pattern Error Missing Numbers Fact Families: Add and Subtract Balance Additions to 20 	Addition & subtraction sequences <ul style="list-style-type: none"> Identify, describe & continue number sequences Add or subtract patterns (within 10) up to 100 Additive visual patterns Multiplication & division facts for 2 <ul style="list-style-type: none"> Recalling & using multiplication facts for 2 Recalling & using division facts for 2 Multiplying & dividing by 2 	Number & Algebra: Patterns LEVEL 2–4 <ul style="list-style-type: none"> Jamie's patterns (DOK 2) 	(Y2-C) Numbers <ul style="list-style-type: none"> Skip counting (pp 41–51) (Y2-C) Patterns and Relationships <ul style="list-style-type: none"> Patterns and rules (pp 1–36, 39)
Unit 2 Number Algebra Measurement <hr/> Fractions Eighths Connect halves, quarters and eighths	AC9M2N03 recognise and describe one-half as one of 2 equal parts of a whole and connect halves, quarters and eighths through repeated halving AC9M2A03 recall and demonstrate proficiency with multiplication facts for twos; extend and apply facts to develop the related division facts using doubling and halving AC9M2M02 identify common uses and represent halves, quarters and eighths in relation to shapes, objects and events		Halves, quarters & eighths <ul style="list-style-type: none"> Finding eighths of objects or shapes Finding halves, quarters & eighths of shapes Understand halves, quarters & eighths <ul style="list-style-type: none"> Finding eighths of a set or quantity Practical situations 		
Unit 3 Number <hr/> Multiplication and division Partitioning Skip counting Modelling	AC9M2N05 multiply and divide by one-digit numbers using repeated addition, equal grouping, arrays, and partitioning to support a variety of calculation strategies AC9M2N06 use mathematical modelling to solve practical problems involving additive and multiplicative situations, including money transactions; represent situations and choose calculation strategies; interpret and communicate solutions in terms of the situation	Multiplication & Division <ul style="list-style-type: none"> Counting by Twos Counting by Fives Counting by Tens Count by 2s, 5s and 10s Dividing Twos Dividing Fives Dividing Tens Skip Counting with Coins 	Multiply & divide practical problems <ul style="list-style-type: none"> Solving simple multiplication problems (2,5,10x) Solving contextual problems Commutative property multiplication <ul style="list-style-type: none"> Using the commutative property of multiplication Divide by sharing & grouping <ul style="list-style-type: none"> Dividing by sharing & grouping 	Number & Algebra: Multiplication & Division LEVEL 2–4 <ul style="list-style-type: none"> Trading card count (DOK 3) 	(Y2-C) Patterns and Relationships <ul style="list-style-type: none"> Number relationships (pp 37–38, 40) (Y2-C) Operations with Number <ul style="list-style-type: none"> Multiplication (pp 58–66)

Strand & Topic	Outcomes	Activities (Courses)	Skill Quests	Challenges	Ebooks
<p>Unit 4 Statistics</p> <p>Data collection and recording</p> <p>Pose questions Construct surveys Observe events Collect data</p>	<p>AC9M2ST01 acquire data for categorical variables through surveys, observation, experiment and using digital tools; sort data into relevant categories and display data using lists and tables</p>	<p>Tables & Lists</p> <ul style="list-style-type: none"> • Sorting Data • Sort It • Tallies 	<p>Gather data</p> <ul style="list-style-type: none"> • Answer questions related to simple data displays 		<p>Y2-C Chance and Data</p> <ul style="list-style-type: none"> • Data (pp 9–15)
<p>Unit 5 Measurement</p> <p>Mass and capacity</p> <p>Use uniform informal measurements Compare mass and capacities</p>	<p>AC9M2M01 measure and compare objects based on length, capacity and mass using appropriate uniform informal units and smaller units for accuracy when necessary</p>	<p>Measure informally</p> <ul style="list-style-type: none"> • Balancing Act • How Full? • Halve it! 	<p>Understand & measure capacity & volume</p> <ul style="list-style-type: none"> • Estimate & measure capacity using informal units • Comparing & ordering volume <p>Understand & measure mass</p> <ul style="list-style-type: none"> • Comparing & ordering mass using informal units 		<p>Y2-C Measurement</p> <ul style="list-style-type: none"> • Mass (pp 13–21) • Volume and capacity (pp 22–27)

Strand & Topic	Outcomes	Activities (Courses)	Skill Quests	Challenges	Ebooks
<p>Unit 1 Number</p> <p>Number review</p> <p>Recognise, represent and order numbers Count by 1s and 10s Compare and order</p>	<p>AC9M2N01 recognise, represent and order numbers to at least 1000 using physical and virtual materials, numerals and number lines</p> <p>AC9M2N02 partition, rearrange, regroup and rename two- and three-digit numbers using standard and non-standard groupings; recognise the role of a zero digit in place value notation</p>	 Review earlier content	 Review earlier content	 Review earlier content	 Review earlier content
<p>Unit 2 Number Algebra</p> <p>Operations: Problem solving</p> <p>Solve practical problems involving additive and multiplicative situations</p>	<p>AC9M2N06 use mathematical modelling to solve practical problems involving additive and multiplicative situations, including money transactions; represent situations and choose calculation strategies; interpret and communicate solutions in terms of the situation</p>	<p>Problems with four operations</p> <ul style="list-style-type: none"> • Word Problems: Add and Subtract • Problems: Add and Subtract 1 • Problems: Times and Divide 	<p>Add & subtract practical problems</p> <ul style="list-style-type: none"> • Solving word problems with start or change unknown • Writing simple number sentences • Solving contextual problems 		<p>(Y2-C) Time and Money</p> <ul style="list-style-type: none"> • Money (pp 25–39)
<p>Unit 3 Statistics</p> <p>Data representation</p> <p>Create graphical representations Compare and describe data representations Interpret data</p>	<p>AC9M2ST01 acquire data for categorical variables through surveys, observation, experiment and using digital tools; sort data into relevant categories and display data using lists and tables</p> <p>AC9M2ST02 create different graphical representations of data using software where appropriate; compare the different representations, identify and describe common and distinctive features in response to questions</p>	<p>Tables & Lists</p> <ul style="list-style-type: none"> • Interpreting Tables • Read Graphs • Picture Graphs: Who has the Goods? • Picture Graphs: More or Less • Making Picture Graphs: With Scale 	<p>Create displays of data</p> <ul style="list-style-type: none"> • Reading & interpreting simple picture graphs • Representing & reading data in tables or lists • Using a tally chart, table, picture graph 	<p>Number & Algebra: Fractions LEVEL 2–4</p> <ul style="list-style-type: none"> • Monstrous proportions (DOK 2) 	<p>(Y2-C) Chance and Data</p> <ul style="list-style-type: none"> • Data (pp 16–23)

Strand & Topic	Outcomes	Activities (Courses)	Skill Quests	Challenges	Ebooks
<p>Unit 4 Measurement</p> <p>Measurement review and applications</p> <p>Solve practical problems involving measurement Choose appropriate units of measurement</p>	<p>AC9M2M01 measure and compare objects based on length, capacity and mass using appropriate uniform informal units and smaller units for accuracy when necessary</p> <p>AC9M2M03 identify the date and determine the number of days between events using calendars</p> <p>AC9M2M04 recognise and read the time represented on an analog clock to the hour, half-hour and quarter-hour</p>	<p> Review earlier content</p>	<p> Review earlier content</p>	<p> Review earlier content</p>	<p> Review earlier content</p>
<p>Unit 5 Space</p> <p>Shape and position review</p>	<p>AC9M2SP01 recognise, compare and classify shapes, referencing the number of sides and using spatial terms such as “opposite”, “parallel”, “curved” and “straight”</p> <p>AC9M2SP02 locate positions in two-dimensional representations of a familiar space; move positions by following directions and pathways</p>	<p> Review earlier content</p>	<p>Recognise & classify 3D objects</p> <ul style="list-style-type: none"> • Exploring surfaces & faces • Recognising & describing spheres • Recognising & describing cones • Recognising & describing cubes • Recognising & describing cylinders • Recognising, sorting & naming 3D objects • Recognising & describing prisms (no formal names) • Comparing 2D shapes & 3D objects • Identifying faces, edges & vertices on 3D objects • Faces, edges, vertices & surfaces of 3D objects 	<p> Review earlier content</p>	<p>Y2-C Space and Shape</p> <ul style="list-style-type: none"> • 3D space (pp 18–29)