

Year 2 Australian Curriculum v8.4			Year 2 Australian Curriculum v9			New Courses: Units of Work	Activities (Courses): Topics	Skill Quests	
Strand	Content Descriptions	Code	Strand	Outcomes	Code	<b>NEW</b>	Australian Curriculum v9 Yr 02		
Number	recognise, model, represent and order numbers to at least 1000	ACMNA027	Number	recognise, represent and order numbers to at least 1000 using physical and virtual materials, numerals and number lines	AC9M2N01		Read, write, compare & order numbers	Count to 1000 Count in tens Place value up to 3 digits Compare & order numbers to 1000	
	group, partition and rearrange collections up to 1000 in hundreds, tens and ones to facilitate more efficient counting	ACMNA028		partition, rearrange, regroup and rename two- and three-digit numbers using standard and non-standard groupings; recognise the role of a zero digit in place value notation	AC9M2N02		Place value	Hundreds, tens & ones Partition 2- & 3-digit numbers Round numbers to nearest 100	
	recognise and interpret common uses of halves, quarters and eighths of shapes and collections	ACMNA033		recognise and describe one-half as one of 2 equal parts of a whole and connect halves, quarters and eighths through repeated halving	AC9M2N03	Y3 Fractions	Halves & quarters	Halves & quarters Halves, quarters & eighths	
	solve simple addition and subtraction problems using a range of efficient mental and written strategies	ACMNA030		add and subtract one- and two-digit numbers, representing problems using number sentences, and solve using part-part-whole reasoning and a variety of calculation strategies	AC9M2N04		Add & Subtract	Add & subtract mental strategies to 100 Add & subtract strategies over 100	
	solve problems by using number sentences for addition or subtraction	ACMNA036		multiply and divide by one-digit numbers using repeated addition, equal grouping, arrays, and partitioning to support a variety of calculation strategies	AC9M2N05		Multiplication & Division	Arrays & repeated addition Commutative property multiplication Divide by sharing & grouping Divide using repeated subtraction	
	recognise and represent multiplication as repeated addition, groups and arrays	ACMNA031		use mathematical modelling to solve practical problems involving additive and multiplicative situations, including money transactions; represent situations and choose calculation strategies; interpret and communicate solutions in terms of the situation	AC9M2N06	Y3 Fractions	Problems with four operations	Add & subtract practical problems Multiply & divide practical problems	
	recognise and represent division as grouping into equal sets and solve simple problems using these representations	ACMNA032							
	investigate number sequences, initially those increasing and decreasing by twos, threes, fives and tens from any starting point, then moving to other sequences <b>MOVED TO Y1</b>	ACMNA026							
	explore the connection between addition and subtraction <b>MOVED TO Y3</b>	ACMNA029							
count and order small collections of Australian coins and notes according to their value <b>REMOVED</b>	ACMNA034								

Year 2 Australian Curriculum v8.4			Year 2 Australian Curriculum v9			New Courses: Units of Work	Activities (Courses): Topics	Skill Quests
Strand	Content Descriptions	Code	Strand	Outcomes	Code	<b>NEW</b>	Australian Curriculum v9 Yr 02	
Algebra	describe patterns with numbers and identify missing elements	ACMNA035	Algebra	recognise, describe and create additive patterns that increase or decrease by a constant amount, using numbers, shapes and objects, and identify missing elements in the pattern	AC9M2A01		Algebra-Patterns & missing numbers	Addition & subtraction sequences
				recall and demonstrate proficiency with addition facts to 20; extend and apply facts to develop related subtraction facts <b>MOVED FROM Y3</b>	AC9M2A02			Addition & subtraction relationship Addition & subtraction facts to 20
				recall and demonstrate proficiency with multiplication facts for twos; extend and apply facts to develop the related division facts using doubling and halving <b>NEW</b>	AC9M2A03			Multiplication & division facts for 2
Measurement	compare and order several shapes and objects based on length, area, volume and capacity using appropriate uniform informal units	ACMMG037	Measurement	measure and compare objects based on length, capacity and mass using appropriate uniform informal units and smaller units for accuracy when necessary	AC9M2M01		Measure informally	Understand & measure length Understand & measure capacity & volume Understand & measure mass
	compare masses of objects using balance scales	ACMMG038						
	recognise and interpret common uses of halves, quarters and eighths of shapes and collections	ACMNA033		identify common uses and represent halves, quarters and eighths in relation to shapes, objects and events	AC9M2M02	Y3 Fractions	Understand halves, quarters & eighths	
	use a calendar to identify the date and determine the number of days in each month	ACMMG041		identify the date and determine the number of days between events using calendars	AC9M2M03		Days, weeks, months & calendars	Months of the year Use a calendar
	tell time to the quarter-hour, using the language of 'past' and 'to'	ACMMG039		recognise and read the time represented on an analog clock to the hour, half-hour and quarter-hour	AC9M2M04		Time to Half & Quarter hour	Recognise & read time up to quarter hour
	identify and describe half and quarter turns	ACMMG046		identify, describe and demonstrate quarter, half, three-quarter and full measures of turn in everyday situations	AC9M2M05		Shape, space & measure	Turns of shapes
	name and order months and seasons <b>REMOVED</b>	ACMMG040						

Year 3 Australian Curriculum v8.4			Year 3 Australian Curriculum v9			New Courses: Units of Work	Activities (Courses): Topics	Skill Quests
Strand	Content Descriptions	Code	Strand	Outcomes	Code	<b>NEW</b>	Australian Curriculum v9 Yr 03	
Geometry	make models of three-dimensional objects and describe key features	ACMMG063	Space	make, compare and classify objects, identifying key features and explaining why these features make them suited to their uses	AC9M3SP01		Shape & space	3D objects
	create and interpret simple grid maps to show position and pathways	ACMMG065		interpret and create two dimensional representations of familiar environments, locating key landmarks and objects relative to each other	AC9M3SP02			Interpret & create maps
	identify symmetry in the environment <small>➡ MOVED TO Y4</small>	ACMMG066						
Statistics	collect data, organise into categories and create displays using lists, tables, picture graphs and simple column graphs, with and without the use of digital technologies	ACMSP069	Statistics	acquire data for categorical and discrete numerical variables to address a question of interest or purpose by observing, collecting and accessing data sets; record the data using appropriate methods including frequency tables and spreadsheets	AC9M3ST01		Record sort read & interpret data	Collect & record data
	interpret and compare data displays	ACMSP070		create and compare different graphical representations of data sets including using software where appropriate; interpret the data in terms of the context	AC9M3ST02		Record sort read & interpret data	Create & compare data representations
	identify questions or issues for categorical variables. Identify data sources and plan methods of data collection and recording	ACMSP068		conduct guided statistical investigations involving the collection, representation and interpretation of data for categorical and discrete numerical variables with respect to questions of interest	AC9M3ST03			Understand statistical investigations
Probability			Probability	identify practical activities and everyday events involving chance; describe possible outcomes and events as 'likely' or 'unlikely' and identify some events as 'certain' or 'impossible' explaining reasoning <small>➡ MOVED FROM Y2</small>	AC9M3P01		Probability and chance	Language of chance
	Understand statistical investigations	ACMSP067		conduct repeated chance experiments; identify and describe possible outcomes, record the results, recognise and discuss the variation	AC9M3P02			Chance experiments

	Term one	Term two	Term three	Term four
Unit 1	<b>Number</b>	<b>Number</b>	<b>Number Algebra</b>	<b>Number Algebra</b>
	<b>Whole number and decimals</b> <ul style="list-style-type: none"> <li>Place value of numbers of any size</li> <li>Compare and order numbers of any size</li> <li>Tenths</li> <li>Hundredths</li> </ul>	<b>Decimals</b> <ul style="list-style-type: none"> <li>Decimal place value</li> <li>Compare and order decimals</li> <li>Work with money</li> </ul>	<b>Addition and subtraction</b> <ul style="list-style-type: none"> <li>Addition and subtraction using algorithms</li> <li>Inverse operations</li> <li>Round and estimate to solve problems</li> <li>Problem solving</li> </ul>	<b>Patterns and algebra</b> <ul style="list-style-type: none"> <li>Work with related number sentences</li> <li>Explore and generate patterns</li> <li>Find missing values</li> <li>Equivalent number sentences</li> </ul>
Unit 2	<b>Number Algebra</b>	<b>Number Algebra</b>	<b>Number</b>	<b>Number</b>
	<b>Addition and subtraction</b> <ul style="list-style-type: none"> <li>Efficient mental strategies for addition and subtraction</li> </ul>	<b>Patterns and algebra</b> <ul style="list-style-type: none"> <li>Number facts</li> <li>Properties of odd and even numbers</li> <li>Find unknown numbers</li> </ul>	<b>Multiplication and division</b> <ul style="list-style-type: none"> <li>Multiplication and division number sentences</li> <li>Choose efficient strategies to multiply and divide</li> </ul>	<b>Operations review</b> Review earlier content
Unit 3	<b>Number</b>	<b>Number Algebra</b>	<b>Number</b>	<b>Measurement Space</b>
	<b>Fractions and decimals</b> <ul style="list-style-type: none"> <li>Fractions of a collection</li> <li>Equivalent fractions representations</li> <li>Connect fractions and decimals</li> <li>Count by fractions</li> </ul>	<b>Multiplication and division</b> <ul style="list-style-type: none"> <li>Efficient mental strategies for multiplication and division</li> <li>Multiply by powers of 10</li> </ul>	<b>Fractions: Mixed number and improper fractions</b> <ul style="list-style-type: none"> <li>Equivalent fractions and decimals</li> <li>Mixed numerals</li> <li>Improper fractions</li> <li>Simplify fractions</li> </ul>	<b>Angles and 2D shapes</b> <ul style="list-style-type: none"> <li>Classify and compare angles</li> <li>Identify line properties</li> <li>Symmetry</li> </ul>
Unit 4	<b>Measurement Number</b>	<b>Measurement Number</b>	<b>Measurement</b>	<b>Probability Statistics</b>
	<b>Length, perimeter and area</b> <ul style="list-style-type: none"> <li>Measure and convert length using mm, cm &amp; m</li> <li>Use decimals to represent measurements</li> <li>Measure perimeter using formal and informal units</li> <li>Measure area using formal and informal units</li> </ul>	<b>Mass, capacity and temperature</b> <ul style="list-style-type: none"> <li>Use measuring equipment and interpret units of measurement, including decimal notation</li> <li>Measure mass using g and kg</li> <li>Measure capacity using mL &amp; L</li> <li>Measure temperature using C</li> </ul>	<b>Time</b> <ul style="list-style-type: none"> <li>Read time</li> <li>Duration of events</li> <li>Convert units of time</li> </ul>	<b>Chance and data</b> <ul style="list-style-type: none"> <li>Language of chance</li> <li>Predict outcomes</li> <li>Conduct statistical investigations</li> <li>Data distributions</li> <li>Analyse data displays and visualisations</li> </ul>
Unit 5	<b>Statistics</b>	<b>Space</b>	<b>Space</b>	<b>Measurement</b>
	<b>Data</b> <ul style="list-style-type: none"> <li>Collect data</li> <li>Use data displays to represent data</li> <li>Interpret and discuss data</li> </ul>	<b>2D shapes and 3D objects</b> <ul style="list-style-type: none"> <li>Composite shapes</li> <li>Create models of 3D objects</li> </ul>	<b>Position</b> <ul style="list-style-type: none"> <li>Use grid reference maps and systems</li> <li>Enlarge and reduce</li> <li>Use directional language</li> </ul>	<b>Measurement review and applications</b> <ul style="list-style-type: none"> <li>Choose appropriate units</li> <li>Use measurement in everyday situations</li> </ul>

Strand	Outcomes and content descriptions	Located			
Number	<b>AC9M2N01</b> recognise, represent and order numbers to at least 1000 using physical and virtual materials, numerals and number lines	T1 U1	T2 U1		T4 U1
	<b>AC9M2N01</b> partition, rearrange, regroup and rename two- and three-digit numbers using standard and non-standard groupings; recognise the role of a zero digit in place value notation		T2 U1		T4 U1
	<b>AC9M2N03</b> recognise and describe one-half as one of 2 equal parts of a whole and connect halves, quarters and eighths through repeated halving	T1 U3		T3 U2	
	<b>AC9M2N04</b> add and subtract one- and two-digit numbers, representing problems using number sentences and solve using part-part-whole reasoning and a variety of calculation strategies	T1 U2	T2 U3		
	<b>AC9M2N05</b> multiply and divide by one-digit numbers using repeated addition, equal grouping, arrays, and partitioning to support a variety of calculation strategies		T2 U2	T3 U1, U3	
	<b>AC9M2N06</b> use mathematical modelling to solve practical problems involving additive and multiplicative situations, including money transactions	T1 U2	T2 U3	T3 U3	T4 U2
Algebra	<b>AC9M2A01</b> recognise, describe and create additive patterns that increase or decrease by a constant amount, using numbers, shapes and objects, and identify missing elements in the pattern			T3 U1	
	<b>AC9M2A02</b> recall and demonstrate proficiency with addition facts to 20; extend and apply facts to develop related subtraction facts	T1 U2		T3 U1	
	<b>AC9M2A03</b> recall and demonstrate proficiency with multiplication facts for twos; extend and apply facts to develop the related division facts using doubling and halving	T1 U3	T2 U2	T3 U1, U2	
Measurement	<b>AC9M2M01</b> measure and compare objects based on length, capacity and mass using appropriate uniform informal units and smaller units for accuracy when necessary		T2 U5	T3 U5	T4 U4
	<b>AC9M2M02</b> identify common uses and represent halves, quarters and eighths in relation to shapes, objects and events	T1 U3	T2 U5	T3 U2	
	<b>AC9M2M03</b> identify the date and determine the number of days between events using calendars	T1 U5			T4 U4
	<b>AC9M2M04</b> recognise and read the time represented on an analog clock to the hour, half-hour and quarter-hour	T1 U5			T4 U4
	<b>AC9M2M05</b> identify, describe and demonstrate quarter, half, three-quarter and full measures of turn in everyday situations	T1 U5	T2 U4		
Space	<b>AC9M2SP01</b> recognise, compare and classify shapes, referencing the number of sides and using spatial terms such as “opposite”, “parallel”, “curved” and “straight”	T1 U4			T4 U5
	<b>AC9M2SP02</b> locate positions in two-dimensional representations of a familiar space; move positions by following directions and pathways		T2 U4		T4 U5
Statistics	<b>AC9M2ST01</b> acquire data for categorical variables through surveys, observation, experiment and using digital tools; sort data into relevant categories and display data using lists and tables			T3 U4	T4 U3
	<b>AC9M2ST02</b> create different graphical representations of data using software where appropriate; compare the different representations, identify and describe common and distinctive features in response to questions				T4 U3

Strand & Topic	Outcomes	Activities (Courses)	Skill Quests	Challenges	Ebooks
<b>Unit 1</b> Number  <b>Read and write numbers to 1000</b>  Recognise, represent and order numbers Count by 1s and 10s Compare and order	<b>AC9M2N01</b> recognise, represent and order numbers to at least 1000 using physical and virtual materials, numerals and number lines	<b>Read, write, compare &amp; order numbers</b> <ul style="list-style-type: none"> <li>Missing Numbers 1</li> <li>Numbers in Words</li> <li>Which is Bigger?</li> <li>Which is Smaller?</li> <li>Greater Than or Less Than?</li> <li>Concept of Zero</li> <li>Ascending Order</li> <li>Descending Order</li> <li>Number Lines</li> </ul>	<b>Count to 1000</b> <ul style="list-style-type: none"> <li>Counting in ones up to 1000</li> <li>Identifying numbers before &amp; after up to 1000</li> </ul> <b>Count in tens</b> <ul style="list-style-type: none"> <li>Counting in tens with 2- &amp; 3-digit numbers</li> <li>Finding numbers 10 before &amp; 10 after, up to 1000</li> </ul> <b>Place value up to 3 digits</b> <ul style="list-style-type: none"> <li>Reading &amp; representing 3-digit numbers</li> <li>Identifying place value in 3-digit numbers</li> </ul> <b>Compare &amp; order numbers to 1000</b> <ul style="list-style-type: none"> <li>Comparing numbers to 1000</li> <li>Ordering numbers to 1000</li> </ul>		<b>Y2-C Numbers</b> <ul style="list-style-type: none"> <li>Numbers to 999 (pp 1–18)</li> <li>Place value to 999 (pp 19–32)</li> </ul>
<b>Unit 2</b> Number Algebra  <b>Addition and subtraction: Facts and number bonds</b>  Addition and subtraction facts Complements to 100 Number bonds	<b>AC9M2N04</b> add and subtract one- and two-digit numbers, representing problems using number sentences and solve using part-part-whole reasoning and a variety of calculation strategies  <b>AC9M2N06</b> use mathematical modelling to solve practical problems involving additive and multiplicative situations, including money transactions  <b>AC9M2A02</b> recall and demonstrate proficiency with addition facts to 20; extend and apply facts to develop related subtraction facts	<b>Add &amp; Subtract</b> <ul style="list-style-type: none"> <li>Complements to 10, 20, 50</li> <li>Complements to 50 and 100</li> <li>Add 3 Numbers: Bonds to Multiples of 10</li> <li>Related Facts 1</li> </ul>	<b>Add &amp; subtract mental strategies to 100</b> <ul style="list-style-type: none"> <li>Add &amp; subtract using bridging to 10 up to 100</li> </ul> <b>Addition &amp; subtraction relationship</b> <ul style="list-style-type: none"> <li>Finding fact families for addition &amp; subtraction</li> </ul> <b>Addition &amp; subtraction facts to 20</b> <ul style="list-style-type: none"> <li>Adding &amp; subtracting within 20 fluently</li> <li>Number bonds to 20</li> </ul>		<b>Y2-C Operations with Number</b> <ul style="list-style-type: none"> <li>Addition (pp 1-2, 17-18)</li> <li>Subtraction (pp 26, 32-35)</li> </ul>
<b>Unit 3</b> Number Algebra Measurement  <b>Introducing fractions</b>  Halves Quarters Connect halves and quarters	<b>AC9M2N03</b> recognise and describe one-half as one of 2 equal parts of a whole and connect halves, quarters and eighths through repeated halving  <b>AC9M2A03</b> recall and demonstrate proficiency with multiplication facts for twos; extend and apply facts to develop the related division facts using doubling and halving  <b>AC9M2M02</b> identify common uses and represent halves, quarters and eighths in relation to shapes, objects and events	<b>Halves &amp; quarters</b> <ul style="list-style-type: none"> <li>Halves</li> <li>Is it Half?</li> <li>Halves and Quarters</li> <li>Doubles and Halves to 10</li> <li>Doubles and Halves to 20</li> <li>Doubles and Near Doubles</li> </ul>	<b>Halves &amp; quarters</b> <ul style="list-style-type: none"> <li>Finding half of a set or quantity (no symbols)</li> <li>Finding quarters of sets or shapes (no symbols)</li> <li>Finding halves &amp; quarters (no symbols)</li> </ul> <b>Understand halves, quarters &amp; eighths</b> <ul style="list-style-type: none"> <li>Finding half of a set or quantity</li> <li>Finding quarters of a set or quantity</li> </ul>	<b>Number &amp; Algebra: Fractions</b> LEVEL 2–4 <ul style="list-style-type: none"> <li>Monstrous proportions (DOK 2)</li> </ul>	<b>Y2-C Numbers</b> <ul style="list-style-type: none"> <li>Fractions (pp 57–68)</li> </ul> <b>Y2-C Operations with Number</b> <ul style="list-style-type: none"> <li>Division (p 79)</li> </ul>

Strand & Topic	Outcomes	Activities (Courses)	Skill Quests	Challenges	Ebooks
<b>Unit 4</b> Space  <b>2D Shapes</b>  Recognise, compare and classify shapes  Identify shape properties  Shape orientations	<b>AC9M2SP01</b> recognise, compare and classify shapes, referencing the number of sides and using spatial terms such as “opposite”, “parallel”, “curved” and “straight”	<b>Shape space &amp; measure</b> <ul style="list-style-type: none"> <li>• What Line am I?</li> <li>• Sides, Angles and Diagonals</li> <li>• Collect the Polygons</li> <li>• Collect the Objects</li> </ul>	<b>Recognise &amp; classify 2D shapes</b> <ul style="list-style-type: none"> <li>• Identifying, sorting &amp; naming octagons</li> <li>• Identifying, sorting &amp; naming pentagons</li> <li>• Identifying, sorting &amp; naming hexagons</li> <li>• Identifying &amp; naming simple 2D shapes</li> <li>• Comparing, describing &amp; sorting simple 2D shapes</li> <li>• Representing &amp; describing regular polygons</li> </ul> <b>Identify types of lines</b> <ul style="list-style-type: none"> <li>• Identifying vertical &amp; horizontal lines</li> <li>• Identifying parallel lines</li> </ul>	<b>Geometry: 2D Shapes</b> LEVEL 2–4 <ul style="list-style-type: none"> <li>• Sort these shapes out! <b>(DOK3)</b></li> </ul>	<b>(Y2-C) Space and Shape</b> <ul style="list-style-type: none"> <li>• 2D space (pp 1–17)</li> </ul>
<b>Unit 5</b> Measurement  <b>Time</b>  Use calendars to identify dates  Solve problems using calendars  Recognise and read time on analogue clocks  Introduce duration of time	<b>AC9M2M03</b> identify the date and determine the number of days between events using calendars  <b>AC9M2M04</b> recognise and read the time represented on an analog clock to the hour, half-hour and quarter-hour  <b>AC9M2M05</b> identify, describe and demonstrate quarter, half, three-quarter and full measures of turn in everyday situations	<b>Days, weeks, months &amp; calendars</b> <ul style="list-style-type: none"> <li>• Months of the Year</li> <li>• Months After and Before Seasons (AU/NZ)</li> <li>• Using a Calendar</li> <li>• Tomorrow and Yesterday (without scaffold)</li> <li>• Weekdays and Weekends</li> </ul> <b>Time to Half &amp; Quarter hour</b> <ul style="list-style-type: none"> <li>• Tell Time to the Half Hour</li> <li>• Tell Time to the Half Hour (UK)</li> <li>• Quarter To and Quarter Past</li> </ul>	<b>Months of the year</b> <ul style="list-style-type: none"> <li>• Months of the year</li> </ul> <b>Use a calendar</b> <ul style="list-style-type: none"> <li>• Using a calendar to identify the date</li> <li>• Using calendars to solve simple problems</li> </ul> <b>Recognise &amp; read time up to quarter hour</b> <ul style="list-style-type: none"> <li>• Telling time to the hour &amp; half hour (analogue)</li> <li>• Telling time to the hour &amp; half hour (digital)</li> <li>• Telling time to the half &amp; quarter hour</li> </ul>		<b>(Y1-B) Time and Money</b> <ul style="list-style-type: none"> <li>• Time (pp 11-19)</li> </ul> <b>(Y2-C) Time and Money</b> <ul style="list-style-type: none"> <li>• Time (pp 1–24)</li> </ul>





Strand & Topic	Outcomes	Activities (Courses)	Skill Quests	Challenges	Ebooks
<b>Unit 1</b> Number <hr/> <b>Partition and round numbers to 1000</b> <hr/> Partition, rearrange, regroup and rename two- and three-digit numbers Round to nearest 10 or 100	<b>AC9M2N01</b> recognise, represent and order numbers to at least 1000 using physical and virtual materials, numerals and number lines <b>AC9M2N02</b> partition, rearrange, regroup and rename two- and three-digit numbers using standard and non-standard groupings; recognise the role of a zero digit in place value notation	<b>Place value</b> <ul style="list-style-type: none"> <li>Place Value 2</li> <li>Place Value - Thousands</li> <li>Model Numbers</li> <li>Expanding Numbers</li> <li>Partition and Rename 1</li> <li>Place Value Partitioning</li> <li>Repartition Two-digit Numbers</li> </ul>	<b>Hundreds, tens &amp; ones</b> <ul style="list-style-type: none"> <li>Counting in hundreds, tens &amp; ones</li> <li>Partitioning 3-digit numbers (standard)</li> <li>Partitioning 3-digit numbers (non-standard)</li> </ul> <b>Round numbers to nearest 100</b> <ul style="list-style-type: none"> <li>Rounding numbers up to 1000 to the nearest 100</li> </ul>	<b>Number &amp; Algebra: Whole Number</b> LEVEL 2–4 <ul style="list-style-type: none"> <li>Swap the numbers <b>(DOK 2)</b></li> </ul>	<b>(Y2-C) Numbers</b> <ul style="list-style-type: none"> <li>Topic 3 – Number sense (pp 33–40)</li> </ul>
<b>Unit 2</b> Number Algebra <hr/> <b>Multiplication and division: Facts and arrays</b> <hr/> Multiplication and division facts Arrays	<b>AC9M2N05</b> multiply and divide by one-digit numbers using repeated addition, equal grouping, arrays, and partitioning to support a variety of calculation strategies <b>AC9M2A03</b> recall and demonstrate proficiency with multiplication facts for twos; extend and apply facts to develop the related division facts using doubling and halving	<b>Multiplication &amp; Division</b> <ul style="list-style-type: none"> <li>Arrays 1</li> <li>Arrays 2</li> <li>Model multiplication to <math>5 \times 5</math></li> </ul>	<b>Arrays &amp; repeated addition</b> <ul style="list-style-type: none"> <li>Using repeated addition to multiply</li> <li>Exploring arrays (no x symbol)</li> </ul> <b>Divide using repeated subtraction</b> <ul style="list-style-type: none"> <li>Using repeated subtraction to divide</li> </ul>	<b>Number &amp; Algebra: Multiplication &amp; Division</b> LEVEL 2–4 <ul style="list-style-type: none"> <li>Party time <b>(DOK 2)</b></li> </ul>	<b>(Y2-C) Operations with Number</b> <ul style="list-style-type: none"> <li>Multiplication (pp 49–57)</li> <li>Division (pp 67–78)</li> </ul>
<b>Unit 3</b> Number <hr/> <b>Addition and subtraction: Mental strategies</b> <hr/> Mental strategies Problem solving	<b>AC9M2N04</b> add and subtract one- and two-digit numbers, representing problems using number sentences and solve using part-part-whole reasoning and a variety of calculation strategies <b>AC9M2N06</b> use mathematical modelling to solve practical problems involving additive and multiplicative situations, including money transactions; represent situations and choose calculation strategies; interpret and communicate solutions in terms of the situation	<b>Add &amp; Subtract</b> <ul style="list-style-type: none"> <li>Model Addition</li> <li>Model Subtraction</li> <li>Adding to 2-digit numbers</li> <li>Magic Mental Addition</li> <li>Subtract Tens</li> <li>Partition Puzzles 1</li> </ul>	<b>Add &amp; subtract mental strategies to 100</b> <ul style="list-style-type: none"> <li>Add &amp; subtract by counting on/back up to 100</li> <li>Add &amp; subtract using jump strategy</li> <li>Adding using place value up to 100</li> <li>Using mental strategies to add &amp; subtract (to 100)</li> </ul> <b>Add &amp; subtract strategies over 100</b> <ul style="list-style-type: none"> <li>Adding using place value up to 200</li> <li>Adding &amp; subtracting using place value</li> <li>Adding using place value (crossing a ten)</li> <li>Subtracting using addition</li> <li>Adding &amp; subtracting using rounding &amp; compensating</li> </ul>	<b>Number &amp; Algebra: Addition &amp; Subtraction</b> LEVEL 2–4 <ul style="list-style-type: none"> <li>The key to adding <b>(DOK 2)</b></li> <li>Pieces of gold <b>(DOK 2)</b></li> <li>Magic 9 <b>(DOK 3)</b></li> </ul>	<b>(Y2-C) Operations with Number</b> <ul style="list-style-type: none"> <li>Addition (pp 3-16, 21, 23-24)</li> <li>Subtraction (pp 27-31, 36-43, 47-48)</li> </ul>









Strand & Topic	Outcomes	Activities (Courses)	Skill Quests	Challenges	Ebooks
<p><b>Unit 4</b> Space Measurement</p> <hr/> <p><b>Position and turns</b></p> <p>Interpret maps and locate positions Give and receive directions Use position language</p>	<p><b>AC9M2SP02</b> locate positions in two-dimensional representations of a familiar space; move positions by following directions and pathways</p> <p><b>AC9M2M05</b> identify, describe and demonstrate quarter, half, three-quarter and full measures of turn in everyday situations</p>	<p><b>Shape space &amp; measure</b></p> <ul style="list-style-type: none"> <li>• Map Coordinates</li> <li>• Where is it?</li> <li>• Left or Right?</li> </ul>	<p><b>Turns of shapes</b></p> <ul style="list-style-type: none"> <li>• Turns of shapes</li> </ul> <p><b>Read maps</b></p> <ul style="list-style-type: none"> <li>• Reading simple maps</li> </ul>		<p><b>Y2-C Space and Shape</b></p> <ul style="list-style-type: none"> <li>• Position (pp 30–37)</li> </ul>
<p><b>Unit 5</b> Number Algebra</p> <hr/> <p><b>Length</b></p> <p>Choose informal units to measure Measure and compare Linking length with halves and quarters</p>	<p><b>AC9M2M01</b> measure and compare objects based on length, capacity and mass using appropriate uniform informal units and smaller units for accuracy when necessary</p> <p><b>AC9M2M02</b> identify common uses and represent halves, quarters and eighths in relation to shapes, objects and events</p>	<p><b>Measure informally</b></p> <ul style="list-style-type: none"> <li>• Measuring Length with Blocks</li> <li>• Compare length</li> </ul>	<p><b>Understand &amp; measure length</b></p> <ul style="list-style-type: none"> <li>• Comparing &amp; ordering lengths using informal units</li> </ul>		<p><b>Y2-C Measurement</b></p> <ul style="list-style-type: none"> <li>• Length (pp 1–4)</li> </ul>

Strand & Topic	Outcomes	Activities (Courses)	Skill Quests	Challenges	Ebooks
<b>Unit 1</b> Algebra Number <hr/> <b>Patterns</b> Additive patterns Increase and decrease Shapes and objects Find missing number	<b>AC9M2A01</b> recognise, describe and create additive patterns that increase or decrease by a constant amount ... <b>AC9M2A03</b> recall and demonstrate proficiency with multiplication facts for twos ... <b>AC9M2N05</b> multiply and divide by one-digit numbers using repeated addition, equal grouping, arrays ...	<b>Algebra–Patterns &amp; missing numbers</b> <ul style="list-style-type: none"> <li>Increasing Patterns</li> <li>Decreasing Patterns</li> <li>Odd or Even</li> <li>Pattern Error</li> <li>Missing Numbers</li> <li>Fact Families: Add and Subtract</li> <li>Balance Additions to 20</li> </ul>	<b>Addition &amp; subtraction sequences</b> <ul style="list-style-type: none"> <li>Identify, describe &amp; continue number sequences</li> <li>Add or subtract patterns (within 10) up to 100</li> <li>Additive visual patterns</li> </ul> <b>Multiplication &amp; division facts for 2</b> <ul style="list-style-type: none"> <li>Recalling &amp; using multiplication facts for 2</li> <li>Recalling &amp; using division facts for 2</li> <li>Multiplying &amp; dividing by 2</li> </ul>	<b>Number &amp; Algebra: Patterns</b> LEVEL 2–4 <ul style="list-style-type: none"> <li>Jamie's patterns (DOK 2)</li> </ul>	<b>(Y2-C) Numbers</b> <ul style="list-style-type: none"> <li>Skip counting (pp 41–51)</li> </ul> <b>(Y2-C) Patterns and Relationships</b> <ul style="list-style-type: none"> <li>Patterns and rules (pp 1–36, 39)</li> </ul>
<b>Unit 2</b> Number Algebra Measurement <hr/> <b>Fractions</b> Eighths Connect halves, quarters and eighths	<b>AC9M2N03</b> recognise and describe one-half as one of 2 equal parts of a whole and connect halves, quarters and eighths through repeated halving <b>AC9M2A03</b> recall and demonstrate proficiency with multiplication facts for twos; extend and apply facts to develop the related division facts using doubling and halving <b>AC9M2M02</b> identify common uses and represent halves, quarters and eighths in relation to shapes, objects and events		<b>Halves, quarters &amp; eighths</b> <ul style="list-style-type: none"> <li>Finding eighths of objects or shapes</li> <li>Finding halves, quarters &amp; eighths of shapes</li> </ul> <b>Understand halves, quarters &amp; eighths</b> <ul style="list-style-type: none"> <li>Finding eighths of a set or quantity</li> <li>Practical situations</li> </ul>		
<b>Unit 3</b> Number <hr/> <b>Multiplication and division</b> Partitioning Skip counting Modelling	<b>AC9M2N05</b> multiply and divide by one-digit numbers using repeated addition, equal grouping, arrays, and partitioning to support a variety of calculation strategies <b>AC9M2N06</b> use mathematical modelling to solve practical problems involving additive and multiplicative situations, including money transactions; represent situations and choose calculation strategies; interpret and communicate solutions in terms of the situation	<b>Multiplication &amp; Division</b> <ul style="list-style-type: none"> <li>Counting by Twos</li> <li>Counting by Fives</li> <li>Counting by Tens</li> <li>Count by 2s, 5s and 10s</li> <li>Dividing Twos</li> <li>Dividing Fives</li> <li>Dividing Tens</li> <li>Skip Counting with Coins</li> </ul>	<b>Multiply &amp; divide practical problems</b> <ul style="list-style-type: none"> <li>Solving simple multiplication problems (2,5,10x)</li> <li>Solving contextual problems</li> </ul> <b>Commutative property multiplication</b> <ul style="list-style-type: none"> <li>Using the commutative property of multiplication</li> </ul> <b>Divide by sharing &amp; grouping</b> <ul style="list-style-type: none"> <li>Dividing by sharing &amp; grouping</li> </ul>	<b>Number &amp; Algebra: Multiplication &amp; Division</b> LEVEL 2–4 <ul style="list-style-type: none"> <li>Trading card count (DOK 3)</li> </ul>	<b>(Y2-C) Patterns and Relationships</b> <ul style="list-style-type: none"> <li>Number relationships (pp 37–38, 40)</li> </ul> <b>(Y2-C) Operations with Number</b> <ul style="list-style-type: none"> <li>Multiplication (pp 58–66)</li> </ul>

Strand & Topic	Outcomes	Activities (Courses)	Skill Quests	Challenges	Ebooks
<p><b>Unit 4</b> Statistics</p> <p><b>Data collection and recording</b></p> <p>Pose questions Construct surveys Observe events Collect data</p>	<p><b>AC9M2ST01</b> acquire data for categorical variables through surveys, observation, experiment and using digital tools; sort data into relevant categories and display data using lists and tables</p>	<p><b>Tables &amp; Lists</b></p> <ul style="list-style-type: none"> <li>• Sorting Data</li> <li>• Sort It</li> <li>• Tallies</li> </ul>	<p><b>Gather data</b></p> <ul style="list-style-type: none"> <li>• Answer questions related to simple data displays</li> </ul>		<p><b>Y2-C Chance and Data</b></p> <ul style="list-style-type: none"> <li>• Data (pp 9–15)</li> </ul>
<p><b>Unit 5</b> Measurement</p> <p><b>Mass and capacity</b></p> <p>Use uniform informal measurements Compare mass and capacities</p>	<p><b>AC9M2M01</b> measure and compare objects based on length, capacity and mass using appropriate uniform informal units and smaller units for accuracy when necessary</p>	<p><b>Measure informally</b></p> <ul style="list-style-type: none"> <li>• Balancing Act</li> <li>• How Full?</li> <li>• Halve it!</li> </ul>	<p><b>Understand &amp; measure capacity &amp; volume</b></p> <ul style="list-style-type: none"> <li>• Estimate &amp; measure capacity using informal units</li> <li>• Comparing &amp; ordering volume</li> </ul> <p><b>Understand &amp; measure mass</b></p> <ul style="list-style-type: none"> <li>• Comparing &amp; ordering mass using informal units</li> </ul>		<p><b>Y2-C Measurement</b></p> <ul style="list-style-type: none"> <li>• Mass (pp 13–21)</li> <li>• Volume and capacity (pp 22–27)</li> </ul>

Strand & Topic	Outcomes	Activities (Courses)	Skill Quests	Challenges	Ebooks
<p><b>Unit 1</b> Number</p> <p><b>Number review</b></p> <p>Recognise, represent and order numbers Count by 1s and 10s Compare and order</p>	<p><b>AC9M2N01</b> recognise, represent and order numbers to at least 1000 using physical and virtual materials, numerals and number lines</p> <p><b>AC9M2N02</b> partition, rearrange, regroup and rename two- and three-digit numbers using standard and non-standard groupings; recognise the role of a zero digit in place value notation</p>	 <b>Review earlier content</b>	 <b>Review earlier content</b>	 <b>Review earlier content</b>	 <b>Review earlier content</b>
<p><b>Unit 2</b> Number Algebra</p> <p><b>Operations: Problem solving</b></p> <p>Solve practical problems involving additive and multiplicative situations</p>	<p><b>AC9M2N06</b> use mathematical modelling to solve practical problems involving additive and multiplicative situations, including money transactions; represent situations and choose calculation strategies; interpret and communicate solutions in terms of the situation</p>	<p><b>Problems with four operations</b></p> <ul style="list-style-type: none"> <li>• Word Problems: Add and Subtract</li> <li>• Problems: Add and Subtract 1</li> <li>• Problems: Times and Divide</li> </ul>	<p><b>Add &amp; subtract practical problems</b></p> <ul style="list-style-type: none"> <li>• Solving word problems with start or change unknown</li> <li>• Writing simple number sentences</li> <li>• Solving contextual problems</li> </ul>		<p>(Y2-C) <b>Time and Money</b></p> <ul style="list-style-type: none"> <li>• Money (pp 25–39)</li> </ul>
<p><b>Unit 3</b> Statistics</p> <p><b>Data representation</b></p> <p>Create graphical representations Compare and describe data representations Interpret data</p>	<p><b>AC9M2ST01</b> acquire data for categorical variables through surveys, observation, experiment and using digital tools; sort data into relevant categories and display data using lists and tables</p> <p><b>AC9M2ST02</b> create different graphical representations of data using software where appropriate; compare the different representations, identify and describe common and distinctive features in response to questions</p>	<p><b>Tables &amp; Lists</b></p> <ul style="list-style-type: none"> <li>• Interpreting Tables</li> <li>• Read Graphs</li> <li>• Picture Graphs: Who has the Goods?</li> <li>• Picture Graphs: More or Less</li> <li>• Making Picture Graphs: With Scale</li> </ul>	<p><b>Create displays of data</b></p> <ul style="list-style-type: none"> <li>• Reading &amp; interpreting simple picture graphs</li> <li>• Representing &amp; reading data in tables or lists</li> <li>• Using a tally chart, table, picture graph</li> </ul>	<p><b>Number &amp; Algebra: Fractions</b> LEVEL 2–4</p> <ul style="list-style-type: none"> <li>• Monstrous proportions (DOK 2)</li> </ul>	<p>(Y2-C) <b>Chance and Data</b></p> <ul style="list-style-type: none"> <li>• Data (pp 16–23)</li> </ul>

Strand & Topic	Outcomes	Activities (Courses)	Skill Quests	Challenges	Ebooks
<p><b>Unit 4</b> Measurement</p> <p><b>Measurement review and applications</b></p> <p>Solve practical problems involving measurement Choose appropriate units of measurement</p>	<p><b>AC9M2M01</b> measure and compare objects based on length, capacity and mass using appropriate uniform informal units and smaller units for accuracy when necessary</p> <p><b>AC9M2M03</b> identify the date and determine the number of days between events using calendars</p> <p><b>AC9M2M04</b> recognise and read the time represented on an analog clock to the hour, half-hour and quarter-hour</p>	<p> <b>Review earlier content</b></p>	<p> <b>Review earlier content</b></p>	<p> <b>Review earlier content</b></p>	<p> <b>Review earlier content</b></p>
<p><b>Unit 5</b> Space</p> <p><b>Shape and position review</b></p>	<p><b>AC9M2SP01</b> recognise, compare and classify shapes, referencing the number of sides and using spatial terms such as “opposite”, “parallel”, “curved” and “straight”</p> <p><b>AC9M2SP02</b> locate positions in two-dimensional representations of a familiar space; move positions by following directions and pathways</p>	<p> <b>Review earlier content</b></p>	<p><b>Recognise &amp; classify 3D objects</b></p> <ul style="list-style-type: none"> <li>• Exploring surfaces &amp; faces</li> <li>• Recognising &amp; describing spheres</li> <li>• Recognising &amp; describing cones</li> <li>• Recognising &amp; describing cubes</li> <li>• Recognising &amp; describing cylinders</li> <li>• Recognising, sorting &amp; naming 3D objects</li> <li>• Recognising &amp; describing prisms (no formal names)</li> <li>• Comparing 2D shapes &amp; 3D objects</li> <li>• Identifying faces, edges &amp; vertices on 3D objects</li> <li>• Faces, edges, vertices &amp; surfaces of 3D objects</li> </ul>	<p> <b>Review earlier content</b></p>	<p><b>Y2-C Space and Shape</b></p> <ul style="list-style-type: none"> <li>• 3D space (pp 18–29)</li> </ul>