



Build-your-own thank you notes

Use these templates to build digital or printable thank you cards for your school's teachers and staff.

Step one: Choose a template for the base of your card. You can print it out or follow the next steps on your computer!

Tip: If you printed out your card, colour it in!


Step two: Choose a special heading message to add to the top of your card template or write your own!

- Thank you for putting a smile on my face
- Thank you for being supportive
- Thank you for making school fun
- Thank you for being an inspiration
- Thank you for helping me grow
- Thank you for challenging me
- Thank you for believing in me
- Thank you for everything you do

Step three: Write or type a personal note for your teacher at the bottom of your card template.

Step four: Print and give your card to your teacher or send it digitally using your computer.

Happy World Teachers' Day!



Dear

From

Happy World Teachers' Day!



Dear

From


Happy World Teachers' Day!



Dear

From


Happy World Teachers' Day!



Dear

From


Happy World Teachers' Day!



Dear

From

Happy World Teachers' Day!



Dear

From


Happy World Teachers' Day!



Dear

From

Happy World Teachers' Day!



Dear

From