


10 Tips for Distance Teaching with Mathletics

Mathletics

Teachers and students are facing the new reality of Distance Teaching and Learning. We have put together the top 10 tips on how to use Mathletics for Distance Teaching to help support you and your students.

1 Ensure all students have login details.

Manage Students  Select students
→ Download Sign-in cards → Print and attach log in cards to information for parents or email home

2 Set expectations for home learning – examples below.

- Achieve a weekly certificate – 1000pts
- Complete Activities that are assigned.
- Complete Problem-Solving tasks in the Explore area.
- Work on increasing the number of Gold bars you have.
- Set a Live Mathletics Challenge.
- For students learning times tables set a Multiverse challenge.
- Audit number of students with no access or restricted access to a device or wifi

3 Check groups to ensure appropriately differentiated courses for all students.

Manage Students  Check Groups
→ Select any students that need moving
→ click the group drop down → move.

Check courses assigned to each group.


4 Ensure focus on appropriate Mathematical Topics.

Courses and tests  select course
→ hide topics not yet covered.

5 Assign curriculum aligned activities.

Assign  → Courses → select activities and assign

6 Assign Problem Solving activities and ensuring students can communicate about their Mathematics learning.

Resource Hub  Problem Solving
→ use filters to narrow your search
→ Click on an activity to preview assign.

7 Monitor effort and progress

Reports  Student Reports → use drop down menu to focus your search.

Activity Mastery shows the number of activities mastered.


Click on individual students to drill down into their results. Participation → shows points → click on individual students to drill down into more detail, including time online.

To view students results on assigned work, click Assign & Review then Courses or Problem Solving & Reasoning

8 Encouraging students to improve their fluency

Ensure all students know how to access Live Mathletics, in the Play area on the student console. Restrict more able students from the lower levels of Live Mathletics in Settings. For students focusing on learning their tables, ensure that students know how to access Multiverse in the play area.

9 Ensure that students without access to a device have resources to ensure they can learn at home

Resource Hub  Mathletics Library
→ use filters to narrow by class → select appropriate student book. Complete book, or sections of the book can be downloaded as PDFs. These can be emailed home

10 Keep it fun and celebrate

We all appreciate that this is a challenging time for everyone. Keep expectations realistic and distance teaching and learning with Mathletics can be fun while giving your students all they need to keep practicing, developing their fluency skills and keeping up with their studies.

Don't forget you can download certificates to email home.

Manage Students  Actions → Certificates