



Dear Parent or Guardian,

The transition to distance learning is a challenge, so we want to make sure that you have the resources you need to support learning at home. Currently, your child has take-home access to Reading Eggs/Eggspress, a highly engaging and personalised reading resource that makes learning to read fun for kids. They simply sign-in using any compatible computer or mobile device.

Reading Eggs makes learning to read interesting and engaging for kids, with great online reading games and activities. Children love the games, songs, golden eggs and other rewards which, along with feeling proud of their reading, really motivate children to keep exploring and learning.

Reading Eggspress is designed for the older readers and provides them with a **unique and effective learning environment** where they can improve their **English language and comprehension** skills in a way that is both exciting and relevant.

Sign into readingeggs.com with your child to start exploring now.

We have put together easy to follow resources to make using Reading Eggs at home as simple as possible for both parents/guardians and your children.

- 1 Student Console Maps
- 2 Top 8 tips for using Reading Eggs/Eggspress at home



Reading Eggs can be accessed on PC / Mac, and Android devices as well as windows tablets and Chromebooks.



Student Reading Eggs / Reading Express Logiri:

Fill out your child's login details sent by their teacher.

Username: _____

Password: _____

Sign in at: readingeggs.com



A 3P Learning product

Student Console Map

My Program

The My Program feature provides more than 350 fiction and nonfiction books that match each students' reading level!

Spelling

This section focuses on building students' skills in spelling. To access this area, students must have completed reading lesson 40.

My Lesson

This is the core of the program - the reading lessons.

Driving Tests

This section consists of tests covering sight words, phonic skills and content-area vocabulary. When a student successfully completes a test, they are rewarded with a racing car game. Driving Tests can be accessed after lesson 40 is completed.

Story Factory

This section opens up a world of story writing with a weekly story writing competition. A student can access the Story Factory after they complete lesson 10.

Storylands

These 20 lessons contain 140 activities that cover Emergent and Early reading levels 1-10 and build reading, vocabulary and comprehension skills in the land of Clinker Castle. Storylands is available after lesson 60.

House

Each child can visit their house and find all their belongings, including any critters collected, and Story Factory stories they have submitted sitting on their bookshelf. This is available after lesson 10.

Awards

This is where your awards are shown on your trophy shelf.



Songs

This is where you can access all of the fantastic songs from within the Reading Eggs lessons, all in one fun spot.

Play

This room consists of seven sections with over 120 fun and exciting activities.

Critters

After each lesson, children are rewarded with a great new Reading Eggs critter to add to their zoo.

Puzzles

Students complete word puzzles and practice sight word recognition whilst being rewarded with Golden Eggs! Puzzles are available after lesson 40 is completed.

Games

Students can earn Golden Eggs for completing stack up in the Egg Bank and they can use them to play games. This can be accessed after students' complete lesson 5.



Student Console Map

My Progress

Students view their own self-progression hub. Students can track progress across core lessons, as well as review achievements.

Stadium

Children practise their spelling, grammar and vocabulary fluency in timed games against different opponents from around the world.

English Skills

The English Skills section includes 216 spelling lessons, which teach children to spell while improving reading, writing and comprehension skills, using a combination of videos, interactive activities, rewards-based games, and 432 printable worksheets (2 per lesson).

Mall

Let's go shopping! As students earn Golden Eggs for completing activities, they can spend it at the Reading Eggspress mall. Purchasing items for their apartment and avatar or getting those last trading cards!

Apartment

You students' sweet digital pad. The apartment is a shrine to reading progress. Students can view their earned trophies, all the cards they've collected, as well as decorate rooms with furnishings from the Mall and update their Avatar.

My Lessons

220 structured comprehension lessons designed to teach a range of comprehension strategies, and increase in difficulty as children progress. The lessons use a **balance of carefully levelled literature and non fiction texts**, and include pre-reading activities, interactive quizzes and exciting rewards like trading cards and golden eggs.



Reading Library

Your students' digital library of 2500+ reading levelled books. The wide range of library titles include illustrated chapter books, full colour nonfiction books and a range of classics. Shorter, easier books include a quiz at the end of the title, to ensure comprehension of the text. Whilst chapter books in the library have a 6-question quiz presented at the end of each chapter.

Targets

Targets are one of the ways we encourage children to fully explore the **Reading Eggspress** world. Early Targets introduce the many features of the program while later ones reward concentrated effort.

Arcade

Don't let the funky music distract you. At the Reading Eggspress Arcade students spend their Golden Eggs to unlock additional learning games such as Puzzle Parrot and Word Machine.

Trophy Room


Students can view their trophies earned and print certificates.

Top Tips for using Reading Eggs to support your child's learning at home.



1

Make sure you have your child's Reading Eggs username and password.



2

Reading Eggs can be accessed on PC / Mac, and Android devices as well as windows tablets and Chromebooks.




3

Your child's teacher has set them up with the correct curriculum content allowing your child the ability to explore independently, as well as completing any assigned work.



4

Encourage your child to earn Eggs by completing their '**lessons**'. They can use their eggs to shop for their House or Avatar. Students will also earn '**Critters**' to add to their zoo!



5

Eggs can also be used to open new games in the '**Game**' section of their console. Each game will display how many eggs you need to play.




6

Reading Eggs is full of great additional activities that make learning fun. In the **Play, House, Awards, Plaza, Games, and Critters** area, children will enjoy using their rewards for to shop and play!



7

Practicing reading off-line is important too! Look for an email from your child's teacher with printable worksheets or grab a book from the shelves!



8


Celebrate achievements and have fun! Certificates can be found in '**My Awards**'. If you have access to a printer, print them off and display throughout the house. Have your child open the '**Songs**' section to learn with music!



Top Tips for using Reading Eggspress to support your child's learning at home.



1 Make sure you have your child's Reading Eggspress username and password.



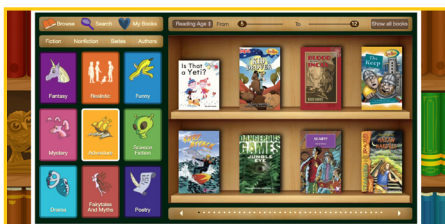
2 Reading Eggspress can be accessed on PC / Mac, and Android devices as well as windows tablets and Chromebooks.



3 Keep the learning going. Your child will have started off on their **Comprehension Lessons** journey already and if not, then they can do so now. It's their individual learning pathway, developing the key comprehension skills required to becoming readers for life.



4 Search for a book in the library. With over 2,500 digital books in the Reading Eggspress library (each with their own end of chapter quiz), your child can search for subjects that they love!



5 A spelling lesson they'll love. Yes, I know it sounds weird, but the English Skills area contains hundred of engaging spelling lessons that your child will want to do –thanks to the fantastic combination of videos, interactive activities, and reward-based games that make up the area.

6 Enter into some Stadi-fun. Within the Stadium your child can practise their spelling, grammar and vocabulary fluency in timed games against different opponents from around the world.



7 Practicing reading off-line is important too! Look for an email from your child's teacher with printable worksheets or grab a book from the shelves!



8 Celebrate learning. Use the My Progress area to review all your child's achievements in the Reading Eggspress program. Celebrate the trophies they've earned, lessons completed, even how well they've done in spelling!

