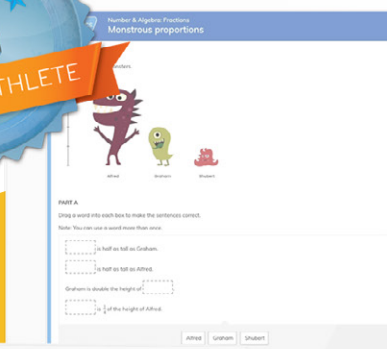


Mathletics

# Mathematics competition pack

Teacher guide for class or  
school competition



Suitable for all ages

# Mathletics

**This Mathematics Competition is a great opportunity to get students excited about mathematics, practice their skills in a fun environment, and be recognized for their hard work.**

Whether you plan to run the competition with just one class, or you want to get the entire school involved, this pack contains everything you need to coordinate and run a fun, educational online event.

Let's get started!



# Getting Started

### Step 1: Choose participants

You can run the competition between students in a single class or add an extra element of excitement (and challenge!) by getting the entire school and even teachers involved.

### Step 2: Schedule in Mathletics time

Try to coordinate your entire class (or school) to jump on Mathletics at the same time – either at home or at school. If you've tasked them with Live Mathletics, it'll create a real buzz to have all your students competing against each other, or even have students race against teachers!

If you can't get your students online at the same time, you can ask your students to work Mathletics activities and games in their own time.

### Step 3: Explain competition guidelines

Curriculum activities and Live Mathletics will count towards your students' score during the competition. Let them know you will be reviewing their Live Mathletics points, and their curriculum points to reward based on effort, participation, and results.

**Curriculum:** These activities cover the key components of your curriculum. Each curriculum-aligned topic contains a series of assignable activities covering various topics that build students' skills and understanding in that specific area. How are points earned? In Curriculum activities students will earn ten points per correct curriculum question answered.

**Live Mathletics:** Live Mathletics is the perfect way to practice and build mathematics skills. Learners challenge each other to a real-time 60 second race that tests the speed and accuracy of their mathematics fluency. **How are points earned?** In Live Mathletics students will earn one point for each correct answer.

\*If a student earns 1000 points total in a week, they earn a certificate right in the program. They can only earn 1 certificate a week and you can access them by clicking Reports, then Certificates. The students can also access them in their student console by clicking on Certificate Points, then My certificates.

# Rewards and extra fun activities

## Mathletics

Throughout your competition weeks you can reward students with our special Mathletics certificates and prizes for their hard work.

You can find your Mathletics certificate at the end of this pack. You could give prizes for:

- The classes or students who have improved the most
- The class or student with the highest Live Mathletics points
- The class or student with the highest Curriculum points
- The class or student who accumulated the highest number of overall points
- The student who completed the most Curriculum activities

You can also include certificates for extra mathematics themed activities throughout the competition. Check out ideas some ideas below!



### Mathematics Expression Day

Have the students dress in something they think is related to Mathematics. It could be patterns or polka dots to count. They could put mathematical symbols or dress up like mathletes! If your students are learning at home, get them (with parents' permission) to send in a photo of their special outfit for the day and award prizes to students for the craziest and most creative costumes. Prize for the best ideas!

### Mathematics Poster

Put students into small groups. Ask them to discuss what they think of Mathematics and how they could express that in a poster. Encourage them to think of things that they need to use Mathematics for outside the classroom! Best poster wins!

### Mathematics Meals

Why not cook some mathematics themed food? This could be some fun homework or done anytime if students are learning at home. Encourage your students to cook something they like (with help from an adult!) -this could be a cake, fairy bread, even a pizza. Give students a few simple questions to help them explore the concept of fractions and measurements at home. Have them take a picture and send it in!

# Tracking Progress During the Competition

Mathletics

## Your Teacher Console

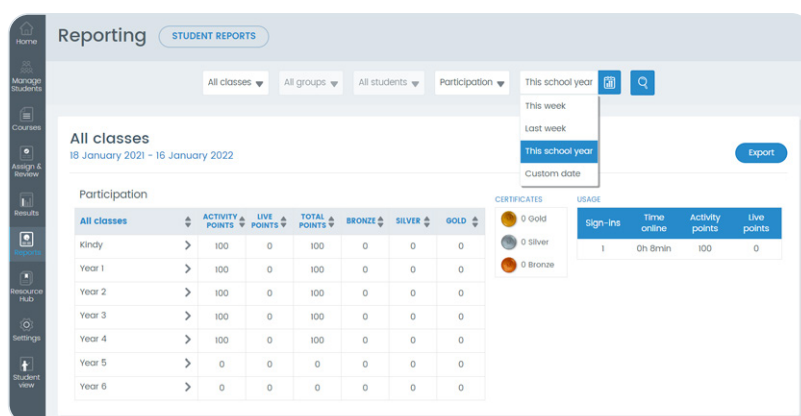
Reports and Results will be your go-to tools to help you stay on top of your students' progress during the competition.

## Reports

### To view activity points for your students:

- 1 Go to Reports
- 2 Student Reports.
- 3 Use the date filter at the top of the page to select your competition dates.

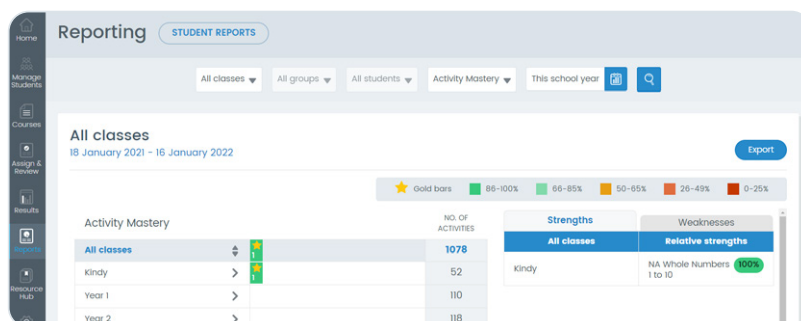
You'll now see the number of activity points each of your classes has collected for the period. Click on a class to see an individual student's activity points



### To view activities completed:

- 1 Go to Reports Student Reports.
- 2 Use the date filter at the top of the page to select your competition dates
- 3 Go to the Participation dropdown, and select Activity Mastery
- 4 Click the magnifying glass.

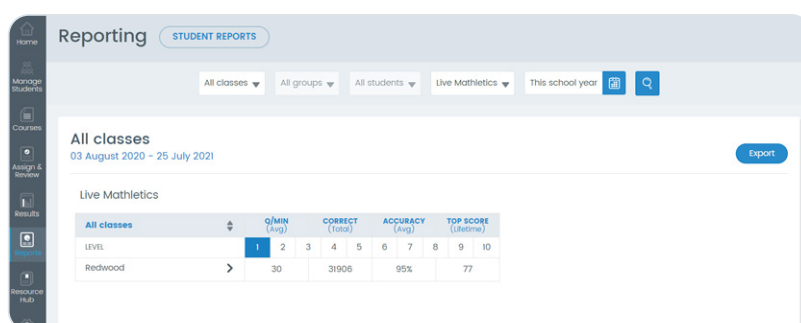
You'll now see the number of activities completed by each of your classes. Click on a class and then an individual student's name to see the number of their completed activities.



### To view Live Mathletics results for your students:

- 1 Go back to your All Classes view using the filters at the top of the page
- 2 Click Participation dropdown
- 3 Select Live Mathletics
- 4 Click the magnifying glass.

You'll now see the Live Mathletics score for each of your classes. Click on a class to see an overview of each student's Live Mathletics score. Click on a student's name to see where this student has earned their points.



Mathletics

# CERTIFICATE OF ACHIEVEMENT

## Super Mathlete Award

Awarded to:

---



From the Mathletics Team

