



# Early Learners Back-to-School Math Icebreakers and Activities Pack





Welcome back to the school year! We hope you are feeling refreshed, energized and ready to tackle this next school year with your students. To help you get off to a flying start, we've created this Back-to-School Math Icebreakers and Activities Pack. This pack is specifically designed for early learners (K – 3) and aims to:

- 1 Help you and your students get to know each other through some fun icebreakers and math activities
- 2 Help you assess your students' prior knowledge and retention through low-stakes revision activities
- 3 Create positive associations with math for children and encourage a growth mindset.

### This pack contains:

- 3 Math Motivational Posters
- 15 Math Jokes to Tell Your Class
- Mathseeds Scavenger Hunt
- Get to Know Your Classmates – Numbers 1-10 Coloring In Activity
- Get to Know Your Classroom – I Spy With My Little Eye Shapes Activity
- Summer Holiday Problem-Solving and Reasoning Questions Board



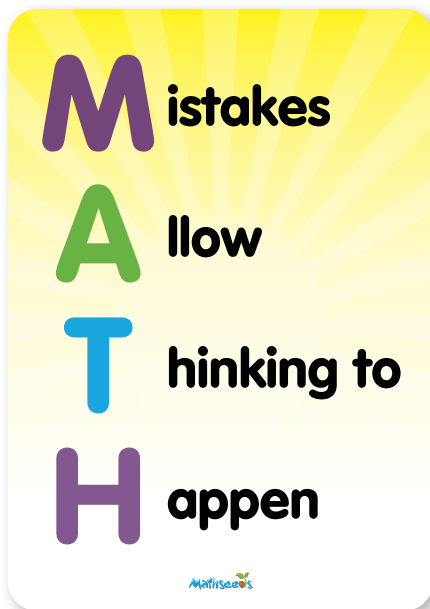
# Motivational posters

These motivational posters are designed to create positive associations with math for your students.


The beginning of the year is a great time to start afresh and set new expectations. With children as young as five reporting feelings of anxiety and stress about math, it is important to try and tackle them as early as possible. They may have heard their parents say statements like “I was never good at math,” or seen older siblings have a challenging time with the subject, or their own bad experiences and hang-ups from the previous year. All of this may lead to a perception of math being a ‘hard’ subject and prevent students from trying their best or they may develop other behavioural issues.

You can use these posters to spark a conversation about math and address any of these pre-conceived notions. You can also use them to talk about how to develop a growth mindset and encourage perseverance throughout the year even when things get tricky!

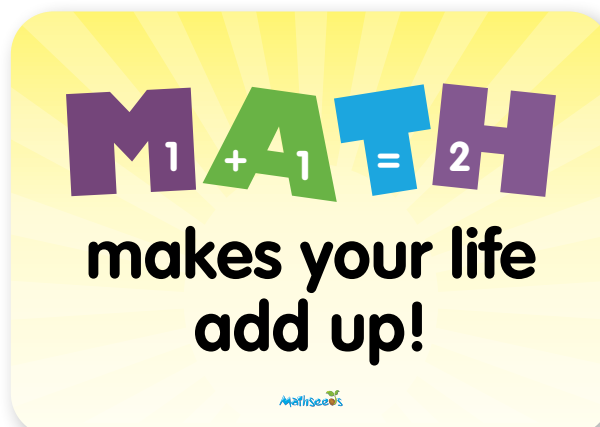
These posters are in USL size but can be printed in Tabloid to hang up in the classroom.



Download



Download



Download

# 15 Math Jokes to Tell Your Class



The start of the year can be very scary and intimidating for students of all ages, but particularly early learners. These math-themed jokes are a fantastic way to break the ice and help set your students at ease. It is also a good idea to establish early in the year that math and learning can be fun. Here are 15 math jokes you can tell your class:

- 1 Why is it sad that parallel lines have so much in common?  
Because they'll never meet.
- 2 Why do plants hate math? Because it gives them square roots.
- 3 Are monsters good at math? Not unless you count Dracula!
- 4 What is the hottest spot in a room? The corner, it's always 90 degrees!
- 5 Why is the equal sign so humble? He knew he wasn't less than or greater than anyone else.
- 6 Why doesn't anyone talk to circles? Because there's no point!
- 7 Why was the math book sad? Because it had a lot of problems.
- 8 Why did two fours skip lunch? Because they already eight!
- 9 What did the spelling book say to the math book? I know I can count on you!
- 10 Do you know what seems odd to me? Numbers that can't be divided by two equally!
- 11 What do you call a number that can't sit still? A 'roamin' numeral.
- 12 Why is six afraid of seven? Because seven eight nine!
- 13 What did the math teacher say when his parrot escaped? Polygon.
- 14 What shape removes spells and curses? A hexagon.

# Mathseeds Scavenger Hunt



Whether you are a Mathseeds pro or a new teacher to Mathseeds, now is a great time to get into the product with your students. We've designed this scavenger hunt for students to explore different areas of Mathseeds. It's a fantastic way for you to assess your students' levels of proficiency in different areas but in a fun and pressure-free environment for your students.

If you don't have Mathseeds, and would like to start a free trial, you can do so [here](#).



Do your placement test




Play Mental Minute




Click Arcade and play a game



Check out Play area



Explore your Treehouse



Click Shop and explore

What is your favourite part of Mathseeds?

---

---

---

---

# Get to Know Your Classmates – Numbers 1-10 Coloring In Activity



Starting school can be a nerve-wracking experience. This numbers 1-10 coloring in activity is a great way to help break the ice and get your students to know each other.

## Teacher-directed activity:

These worksheets can be completed as a teacher-directed activity with the whole class. For each number, discuss counting to that number, finding examples of things around the classroom that are that number and asking students to raise their hand if the number of things listed on the handout applies to them. For example, “raise your hand if you have one sister”. This is a great informal way for students to find out things they share in common. Students can then color in the number.

## Student-led activity:

Have students walk around the class to find another student with the right number of things in each box, e.g., two pets. Then the student with that number of things can tick the square or practice writing their name in it. It's a super fun way for students to 'autograph' their classmates' worksheets! At the end, once all the numbers 1-10 have been found, students can color in their numbers.

## Mathseeds tip:

This activity corresponds with the Mathseeds lessons below.











Mathseeds Activities			Lesson Outcomes
1	7	17	<ul style="list-style-type: none"><li>• Count to 10</li><li>• Know, read, and write numerals 1-10</li><li>• Represent a number of objects with a numeral</li><li>• Connect counting to cardinality</li><li>• Count to answer 'how many?' questions</li><li>• Compare numbers written as numerals</li></ul>
2	10	18	
3	11	19	
4	12	20	
5	14		
6	16		

**Teacher tip:** If conducting this activity as a whole class, teacher directed activity, you can also begin introducing your students to terms like 'more', 'less' and the 'same'. For example, you may ask your students to raise their hands if they have three siblings and then ask the class, 'who has more than three siblings?' This corresponds to Mathseeds lesson number 22.

# Get to Know Your Classmates – Numbers 1-10

## Coloring In Activity

Find a classmate with...

<p><b>One</b> sister?</p> 	<p><b>Two</b> pets?</p> 	<p><b>Three</b> siblings?</p> 
<p><b>Four</b> friends?</p> 	<p>Can name <b>five</b> colors?</p> 	<p>Has <b>six</b> in their family?</p> 
<p>Has <b>seven</b> letters in their name?</p> 	<p>Has <b>eight</b> pencils?</p> 	<p>Can name <b>nine</b> foods?</p> 
<p>Can name <b>ten</b> animals?</p> 	<p>Draw a number and find a classmate who has drawn the same number!</p>	<p>Draw your favourite number</p>

# Get to Know Your Classroom - I spy with my little eye shapes activity



Like the Get to Know Your Classmate Numbers activity, this activity helps to break the ice and get students feeling more comfortable and familiar with things around their classroom – while practicing their numbers 1-10!

## Teacher-directed activity:

This worksheet can be completed as a front-of-class, teacher-directed activity. Ask the class to point out some things around the classroom for each tile of the sheet, e.g., 'Can we find three things that are shaped like a triangle?'

To make this activity easier for early learners, teachers can print and cut out various shapes and stick them up around the classroom for students to spot.

## Student-led activity:

Students walk around the classroom and identify items in that shape. They can tick the box when they can count the number of shapes.

## Mathseeds tip:

This activity corresponds with the Mathseeds lessons below.

Mathseeds Activities			Lesson Outcomes
1	7	15 (rectangles)	<ul style="list-style-type: none"><li>• Name circles, squares, triangles and rectangles in the environment</li><li>• Sort shapes</li><li>• Identify shapes in different orientations and sizes</li></ul>
2	9 (triangles)	16	
3	10	17	
4 (circles)	11	23	
5	12		
6 (squares)	14		

**Teacher tip:** Each shape repeats on the sheet with a different number. You can introduce students to the concepts of addition and subtraction by making them aware that you do not necessarily need to begin counting from zero again, e.g., 'we've already found four things shaped like a circle. Now we want to find six things shaped like a circle. We only need to find two more to make six.'


This activity can also be done with cubes, spheres, cones, and cylinders to introduce students to those shapes or as revision for students who already know them.

# Get to Know Your Classroom - I spy with my little eye shapes activity

Can you spy with your little eye...


3 things shaped like a...

triangle




8 things shaped like a...

square




4 things shaped like a...

circle




5 things shaped like a...

rectangle




6 things shaped like a...

circle




2 things shaped like a ...

triangle




7 things shaped like a...

square




9 things shaped like a...

rectangle



1 thing shaped like a...

star



# Summer holiday problem solving and reasoning board



This summer holiday- themed problem solving, and reasoning board is designed for grades 2-3. You can assign students the entire board to complete or set them a number to complete and let them pick and choose which of the questions they answer. It's a great way to assess your students' levels of prior knowledge and retention.

## Summer holiday questions!

<p>Kim builds sandcastles at the beach. If a wave knocks down 12 of her 23 sandcastles, how many does she have left?</p>	<p>Susan got a new puppy for Christmas. She named her Lulu. Lulu chewed through 3 pairs of socks and 2 pairs of shoes. How many socks and shoes did she chew up?</p>	<p>Amy's family had a backyard BBQ during the holidays. She ate 2 sausage rolls, 3 slices of fairy bread and 2 pieces of corn. How many things did she eat together?</p>	<p>The hottest day in summer measured 38 degrees. The coldest day in summer measured 21 degrees. What was the difference in temperature?</p>
<p>Tim's family took down their Christmas lights on the 3rd of January. Ben's family took down their lights on the 16th of January. How many days after Tim's did Ben's lights get taken down?</p>	<p>Nick spent the holidays watching movies. He saw Spiderman: No Way Home, Sing 2, Clifford the Big Red Dog, and the Addams Family 2. If he liked half of those movies, how many did he like?</p>	<p>Bec went to the beach five times over the holidays. She spent 30 mins, 22 mins, 7 mins, an hour and 14 minutes there. How many minutes did she spend at the beach all together?</p>	<p>Donna likes to read. She said she was going to read a book every week of December and January. How many books did she aim to read?</p>
<p>Joe baked choc-chip cookies over the break. His recipe calls to add 225g of butter, 110g of sugar, 275g of flour and 95 grams of chocolate chips together. How much did all his ingredients weigh?</p>	<p>It was so hot over December and January that Trixie ate an ice cream every single day. How many ice creams did she eat?</p>	<p>Taylor did a jigsaw puzzle over the holiday break. The jigsaw puzzle had 500 pieces but when she finished the puzzle, she saw that there were 3 pieces missing. How many pieces did she have?</p>	<p>Mike went to a theme park during the holidays. He went on the rollercoaster, the pirate ship ride, the ferris wheel, the haunted mansion, the spinning teacups, and the dodgem cars. If each ride took 15 minutes, how long did he spend on rides altogether?</p>



Brought to you by:

