

# PHONICS SORTS



Reading



SERIES A

COLOUR PICTURE  
CARDS AND BOARDS



[www.readingeggs.com](http://www.readingeggs.com)

**Reading Eggs Phonics Sorts in Colour • Series A**

ISBN: 978-1-76020-979-7

Copyright © Blake eLearning 2021

Blake Publishing  
Locked Bag 2022  
Glebe NSW 2037  
[www.blake.com.au](http://www.blake.com.au)

Publisher: Katy Pike

Editors: Amy Russo and Romana Toson

Design and layout: The Modern Art Production Group

Ownership of Content: the content and materials contained in this work, including without limitation all information, text, graphics, names, logos and marks are protected by copyright, trade mark and other intellectual property laws.

This work is copyright. Other than as permitted by, and subject to the conditions prescribed under, the *Australian Copyright Act 1968* (Cth) or copyright legislation which applies to you or in your location, you may not in any form or by any means adapt, reproduce, distribute, print, display, communicate, publish or create derivative works from any part of this work; or commercialise any information, products or services obtained from any part of this work; without the permission of the copyright owner.

Without limiting any rights of the copyright owner, where copyright legislation in a location includes a remunerated scheme to permit educational institutions to reproduce (copy or print) any part of the work, the owners of copyright in this work will claim remuneration where any part of the work is printed or photocopied in accordance with that remunerated scheme.

# READING SKILLS

Research shows that good phonological awareness and phonics skills are crucial for early reading success. But some kids need lots of practice to develop these skills. So we've created this series of booklets to help your students build strong oral, listening and segmenting skills to help map letters to sounds while they have fun at the same time.

Phonics skills include being able to



- ✓ know that letters and sounds are linked
- ✓ form letter-sounds correspondences
- ✓ understand sounds make up words
- ✓ hear, sort and write letter sounds
- ✓ blend letter sounds to make words.



Phonological awareness and phonics is foundational for

- ✓ Beginning readers
- ✓ Struggling readers
- ✓ ELL

Using this booklet, children will build essential phonological awareness and phonics skills as they listen for initial sounds, sort and then group sounds to letters. It contains 72 × picture cards and 8 × boards for matching.

## WHY LETTER SOUNDS?

When learning to read, children learn a large number of phonic skills. This is essentially the knowledge that letter sounds make up words. An early first step is recognising a relationship between letters and sounds. Children take their phonemic awareness listening skills and begin to match letters and sounds. Initial letters and sounds are a good starting point for this. As confidence and skills grow, children learn to sound out each letter and blend them together to read.

Children love puzzles so using a game format makes learning fun. These illustrated cards really draw in young learners. The **Reading Eggs** team are passionate about helping children learn to read so we're always adding resources to help at home and in the classroom. To find more resources for phonological awareness and other key reading skills visit our printable library.

*Katy Pike*

**Katy Pike and  
The Reading Eggs Team**

Happy  
Eggsploring!



[www.readingeggs.com](http://www.readingeggs.com)

# HOW TO USE


These boards are great for learning centers. Just print and start using them right away.

## What's included?

- ✓ 8 letter boards each including
  - A letter grid
  - 1 x page of picture cards to cut out

## Setting it up

- 1 Print pages 4–19 single sided.
- 2 Laminate each page for durability.
- 3 Use paper clips to keep sets together for easy use.



# TEACHING IDEAS

- 1 Enlarge a letter grid to A3 for the class. Play a classroom scavenger hunt where students have 60 seconds to walk around the room and find an item for one of the initial sounds. Talk turns to reveal the "letter treasure".
- 2 Model good practice for forming letters. Practice writing in sand, rice trays or in shaving foam.



- 3 Get students to label items in the classroom with the correct initial letter.



- 4 Demonstrate alliteration for your name; e.g., *Mr. Dunne dances*. Encourage your students to work on alliteration for their own names; e.g., *Kitty kicks! Sarah swims!* Get students to illustrate, and then help them label their name alliteration. Be sure to put the repeated sound in a different colour to accentuate the sound.

[www.readingeggs.com](http://www.readingeggs.com)

# RESOURCE LISTING

Board	Letters	Pictures
1	m, s, a	monkey, mop, moon, sun, spoon, snake, apple, ambulance, astronaut
2	i, t, b	ice cream, ice, igloo, turtle, tree, toothbrush, bee, balloon, bear
3	c, f, n	camel, car, carrot, frog, foot, flower, nest, nine, nurse
4	p, h, r	pig, panda, penguin, hammer, horse, house, rocket, robot, rainbow
5	z, e, v	zebra, zip, zoo, egg, elephant, ear, volcano, van, violin
6	d, j, o	duck, dolphin, dinosaur, jug, jet, jellyfish, octopus, otter, orange
7	q, g, l	queen, quiet, question mark, goat, glove, grapes, lion, lizard, ladder
8	k, y, w	king, key, kite, yak, yoyo, yoghurt, whale, web, worm

BOARD 1 • LETTERS m, s, a

m

s

a

Mm

Ss

Aa

# PICTURE CARDS I



BOARD 2 • LETTERS i, t, b

i

t

b

Ii

Tt

Bb



# PICTURE CARDS 2



BOARD 3 • LETTERS c, f, n

c

f

n

Cc

Ff

Nn

# PICTURE CARDS 3



BOARD 4 • LETTERS p, h, r

p

h


r

Pp

Hh

Rr

# PICTURE CARDS 4



BOARD 5 • LETTERS z, e, v

z

e

v

Zz

Ee

Vv

# PICTURE CARDS 5



BOARD 6 • LETTERS d, j, o

d

j

o

Dd

Jj

Oo



# PICTURE CARDS 6



BOARD 7 • LETTERS q, g, l

q

g


l

Q q

G g

L l

# PICTURE CARDS 7



k

y

w

Kk

Yy

Ww

# PICTURE CARDS 8

