



Back-to-School Literacy Activities Pack



Reading

eggs

Welcome back to school! We hope you are feeling refreshed, energised and ready to take on the new school year with your students. This back-to-school Literacy Activities Pack is the perfect way to get your students back into the swing of things, get to know each other, refresh prior knowledge, and make learning fun!

This pack contains:

1	All About Me Activity (Year R–2)	3
2	Six-Word Holiday Recount (Year 1–3)	5
3	Snowball Story Writing Year (Year 3–6)	8
4	Reading Eggs Scavenger Hunt (Year R–6)	23



All About Me Activity

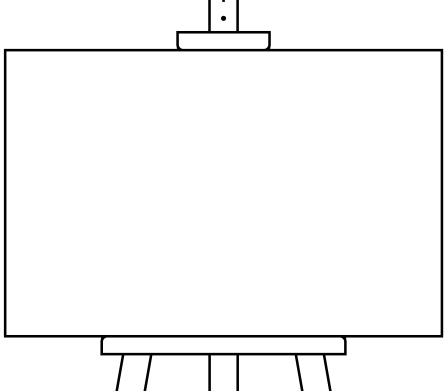
Suitable for Year R-2

Help students settle into the classroom and get know each other during the first few weeks of school with this activity. Each student fills out their own profile on the worksheet. They can write short answers, dot points, include drawings, it's up to them.


Then, form pairs and give students 10-15 minutes to present their profile to their classmate.

To finish the activity, you might like to ask students at random about their partner's profile, for example "What was their favourite colour?"


My favourite animal




My family



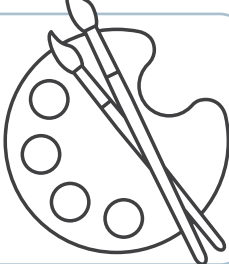
My birthday is on the _____ of _____




When I grow up I want to be a...



My favourite colour is...




The food I can't live without is...



Three things that make me special:

- 1 _____
- 2 _____
- 3 _____


My favourite movie is...




All About Me Activity

This profile is all about _____


My favourite animal




My family



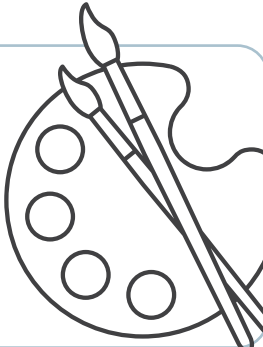
My birthday is on the _____ of _____




When I grow up I want to be a...



My favourite colour is...




The food I can't live without is...



Three things that make me special:

- 1 _____
- 2 _____
- 3 _____

My favourite movie is...



Six-Word Holiday Recount

Student Name: _____

Students write one word on each of the numbered lines in their writing space.

Ideas List:

My six word recount:

1 _____

2 _____

3 _____

4 _____

5 _____

6 _____

My friend's six word recount:

1 _____

2 _____

3 _____

4 _____

5 _____

6 _____

Snowball Story Writing

Suitable for Year 3–6



Make your students first literacy lesson of the year a ball of fun with this snowball writing activity. This collaborative and creative writing activity helps you get an understanding of your students writing ability, encourage students to build rapport with others and develop a positive and pressure-free learning environment.

Instructions:

1. Split classroom into groups of 3-5 students to discuss ideas.
2. Provide each group with 1 worksheet.
3. Fill out the beginning of the story based on the title provided at the top of the page.
4. Once complete, pass the worksheet to another group so they can fill out the middle of the story.
5. Repeat step 4 so a different group can add an ending to the story.
6. At the end, pass it to the final group to draw a picture that represents the written story.

Note: A blank template as also been included so you can add in your own story ideas.

Snowball Story Writing

Title: The mysterious library




Beginning	Middle	End

Snowball Story Writing

Title: The mysterious library

Draw and colour in a picture to best represent the story created.



Snowball Story Writing

Title: Follow the footprints




Beginning	Middle	End

Snowball Story Writing

Title: Follow the footprints

Draw and colour in a picture to best represent the story created.



Snowball Story Writing

Title: My best friend is a robot




Beginning	Middle	End

Snowball Story Writing

Title: My best friend is a robot

Draw and colour in a picture to best represent the story created.



Snowball Story Writing


Title: I found a fancy key in my pocket

Beginning	Middle	End

Snowball Story Writing

Title: I found a fancy key in my pocket

Draw and colour in a picture to best represent the story created.



Snowball Story Writing

Title: The magical halloween costume




Beginning	Middle	End

Snowball Story Writing

Title: The magical halloween costume

Draw and colour in a picture to best represent the story created.



Snowball Story Writing

Title: What's that sound?




Beginning	Middle	End

Snowball Story Writing

Title: What's that sound?

Draw and colour in a picture to best represent the story created.



Snowball Story Writing


Title: _____

Beginning	Middle	End

Snowball Story Writing

Title: _____

Draw and colour in a picture to best represent the story created.



Reading Eggs Scavenger Hunt

Suitable for Year R-6



Whether you are a Reading Eggs pro or a new teacher to Reading Eggs, now is a great time to get into the product with your students. We've designed this scavenger hunt for students to explore different areas of Reading Eggs. It's a fantastic way for you to assess your students' levels of proficiency in different areas but in a fun and pressure-free environment for your students.



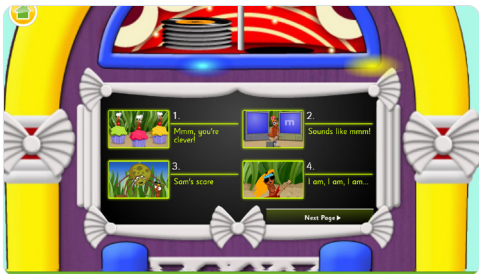
Click My lessons and complete your placement test or start one of the activities.



Explore Story Factory



Try a spelling test



Listen to one of your songs

What is your favourite part of Reading Eggs?



Explore the Plaza



Click Games and choose a game to play



Complete a puzzle

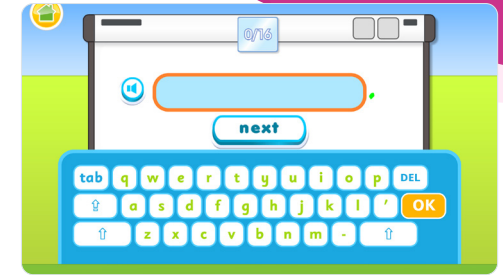
Reading Eggs Scavenger Hunt



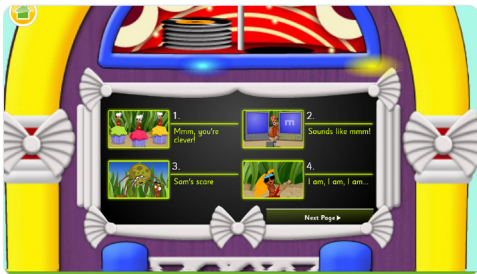
Click My lessons and complete your placement test or start one of the activities.



Explore Story Factory



Try a spelling test



Listen to one of your songs

What is your favourite part of Reading Eggs?



Explore the Plaza



Click Games and choose a game to play



Complete a puzzle

Reading eggs

Brought to you by:

