



Book Week Competition Activity Pack





20 fun reading and writing activities to egg-cite students and help your class hit the high writes all year around.

To help get your class excited about Book Week and the Competition, we've created this activity pack filled with heaps of awesome reading and writing activities to celebrate all things books!

Included are 20 ready-to-use Book Week activities (that are also great activities for any time of year!), a Reading Challenge Tracker Chart and Certificates. If you participated in last year's Book Week, you might recognise 15 of these activities. However, to celebrate the theme of 2022 Book Week, 'Dreaming with eyes open...', we've added 5 brand new themed activities. Check them out below!

The Reading Challenge Tracker Chart is ideal for keeping track of the Reading Eggs books your class reads, but doubles as the perfect tracker to run your own class competition and award your top readers with special achievement certificates at the end of our 4-week Reading Challenge!

It's the perfect pack to inspire your students' inner reader and budding litterateur.

Note: We've included activities here for a range of year levels, for teachers to pick and choose from.

Contents

5 'Dreaming with eyes open...' activities overview	3
15 Book Week activities overview	4
My Hall of Fame	7
'First Nations' book titles!	9
Bookmarks for Bookworms Worksheet	11
Dust Jackets Worksheet	13
Who Am I? Character Guess Who Worksheet	14
End of Book Quiz Worksheet	15
Character Chronicle Worksheet	16
Dear Diary Worksheet	18
Map It Out Worksheet	19
Ending Editor Worksheet	20
Unfold the Story Worksheet	21
Reading Challenge Tracker Chart	22
Certificates	23

5 'Dreaming with eyes open...' activities overview



1 What does 'Dreaming with eyes open...' mean to you?

Students can write a short answer, poem or draw what they think 'dreaming with eyes open...' means to them. This is great idea to get the wheels turning and your students to start thinking about the theme for this year's Book Week. You can also get started with a group or class brainstorm and mind map!


2 Shirley Purdie's My Story and the Indigenous Hall of Fame

Shirley Purdie is an indigenous artist who has been painting for over twenty years. Her story is told in English and Gija and depicts her life growing up on Madel Downs station and the Gija culture and concept of Ngarranggarni (dreaming).

As a class explore and read Shirley Purdie's My Story, Ngaginybe Jarragbe.

You can find this in the Reading Eggs Library by following these steps.

1. Click **Teacher Library** and then **Find a Book**.
2. Type **Shirley Purdie** into the search bar.
Note: from here you can favourite the story or add it to a book collection.
3. To read the book with your class,
 - a. Click on the book cover.
 - b. Click **Read book in Library**.



Tip: Throw this up on the big screen to explore the story and marvel at all the incredible artwork together.

Extension activity: Research other indigenous writers and artists and create a Hall of Fame or choose one author or artist to write about for the Hall of Fame. Templated worksheets are provided below.

3 Indigenous inspired artwork

This is an activity to get the creative juices flowing! Students select a book title from a list of 'First Nations' books available in the Reading Eggs library (full list below). For a fun twist, you can also print out the list of titles, cut them out, place them in jar and have students pick one out at random.

Students must use the title as inspiration to draw, paint or write what they think the story will be about.

Read some of titles together as a class and discuss if the drawings matched the story.

4 Our Book Nook

Time to bring out your inner interior designer and create a cosy reading and listening space in the classroom! Perhaps your students could help create an artistic fireplace or bring some cushions in for your classroom book nook.

Whatever your book nook will look like, we think it'll be the perfect place to gather your students and listen or watch one of these readings of a Dreamtime story:

▶ [The Rainbow Serpent](#) | ▶ [How the Turtle got it's Shell](#) | ▶ [Why the Koala has a Stumpy Tail](#)

Extension activity: Take turns going around the class and retelling the story or creating your own in the oral story-telling tradition.

5 My imagination top hat

This is another activity the celebrates a love of reading and imagination. Students are to create a cardboard top hat that shows what they are 'dreaming with their eyes open...'. Time to break out the feathers, glitter and sequins!

Teacher Activities Overview



1 Artistic Authors

A creative activity where students visually bring to life a scene from a favourite book. This can be in the form of a diorama, illustration, painting, or another visual arts medium.

For older students: Add more of a challenge and deeper thinking, by asking students to explain their visual display. You might like to ask why they have selected the scene, why they have chosen particular colours, objects, motifs, characters, etc. to be portrayed in their art.



2 Bookmarks for Bookworms

A crafty activity where students use their favourite book as inspiration to design their own bookmark. Alternatively, you might like to select one book, have the entire class use this book as inspiration for their bookmark, and then compare designs.

For older students: Add more of a challenge and deeper thinking by asking students to explain their bookmark designs. You might like to ask why they have selected the scene, why they have chosen particular colours, objects, motifs, characters, etc. to visually represent the story selected.

Student Worksheet – Page 5.

3 Dust Jackets

A creative activity where students design a new book cover for a book that they have read. You might like to choose one book for the class or ask students to select their own book. Extend the activity by asking students to explain why they have designed what they have.

Student Worksheet – Page 6.

4 Character Costumes

Students come to class dressed as their favourite book character. Extend learning by pairing this activity with Activity 10: Character Chronicle (page 11) and get students to create a character profile of their chosen character and present it to their peers. You might also like to turn it into a whole-school activity with a 'Character Book Parade' and award students for best dressed, most creative costume, etc.



5 Who Am I? Character Guess Who

This is a stimulating activity with a touch of friendly competition where students get to write a series of statements as clues to help their classmates guess a book character. They'll get to practise vocabulary, using adjectives to describe, as well as basic writing skills.

You might like to add an extra element of competition by using a tracker chart and giving a point, tick, or mark beside the name of the student that guesses the right character first. Tally these up at the end to award a winner!

Student Worksheet – Page 7.

Teacher Activities Overview



6 Act It Out!

Choose a scene from a book you've read as a class, or a few different scenes from the same book. Split the class into groups, if you've selected a few different scenes allocate one to each group. Give them time to prepare a skit of the scene and then perform these to the rest of the class.

Tip: You might like to make this a take-home activity, where students can have additional time to prepare costumes for the performance.



For older students: Set students the task of drawing their ideal character costume and explaining their choices.

7 End of Book Quiz

Split students into groups and task them with creating a book quiz. Encourage students to construct a minimum of 5 questions for their quiz. Take turns over a few days, in class, to try every group's book quiz. This is a great way to practise students' reading comprehension skills.

Reading Eggs Book Quizzes: If students are reading books individually in the Reading Eggs Library encourage them to complete the book quizzes that are available to them. Don't forget to remind them that completing any book quiz will earn them Golden Eggs!

Note: This activity works best if your class has or is reading the same book.

Student Worksheet – Page 8.

8 Retell a Story

Get students to retell a story they have recently read or watched. It could be a fiction novel, news report, or even a movie! It's simply a great way to get students to practise their comprehension and writing skills.

9 World Readers

As a class or individually, read a book from a different part of the world every day over Book Week. Task students with marking the origin of the story on a map. You might even like to vote on the book list as a class.

For older students: Extend this activity by asking students to write their own blurb for each book they read.



10 Character Chronicle

Have students create a character profile of a character from their favourite book. Alternatively, you might like to get the class to individually create a character profile of the same character.

Student Worksheet – Page 11.

Teacher Activities Overview



11 Dear Diary

Students write a narrative in the form of a diary entry from the perspective of a character in a particular book. Students can either select a book they have just read individually, or you can use a book the class has recently read.

Something more! Before writing the diary entry, ask students to put together a character profile of the chosen character. Sketch the character and make notes on their actions, language, and personality in the book. You can use Activity 10: Character Chronicle (page 11) for this activity.

Student Worksheet – Page 13.

12 Map It Out

Get students to map all the significant places mentioned in a book of their choice. Use illustrations and labels.

For older students: Make it a requirement that the map includes a legend, scale, map compass, etc.

Student Worksheet – Page 14.

13 Ending Editor

Students write an alternative ending to a book they have recently read. You might like to ask the class to individually choose a book or select a book as a class and see how many creative and different endings your students come up with.

Student Worksheet – Page 15.



14 Unfold the Story

Students fold an A4 page into 4 sections. In each section, students write something different about a book. You might like to get them to write about book facts, character traits, character descriptions, settings, alternate endings, conflict/resolution in the story, etc.


Student Worksheet – Page 16.

15 Mystery Book

Students select a book to read based on a catchy description only. This activity is designed to spark curiosity and encourage students to read. It can be done with physical and digital books.

Physical books: Wrap books in plain paper wrap or pop them into brown paper bags. Create a catchy, short description (or illustration) for each covered book and write it on the wrapping. The description can be as simple as a few words.

Digital books: Using small cards create a short, catchy description of each book. On the flip side of the card have the book title.



Description Examples:



- Harry Potter – Wizards, friendship, danger.
- Charlotte's Web – A spider saves a pig or an unlikely friendship.
- The Lion, the Witch, and the Wardrobe – Magic wardrobe, talking lion, winter forever.
- Eragon – Dragons, peril, good versus evil.
- The Book Thief – Stealing books with Death.
- Robinson Crusoe – Pirates, cannibals, and mutineers.



MY Hall of Fame

Name: _____

1 Create a template like the ones below:






MY Hall of Fame



Name: _____

2 Research some writers or artists that are Indigenous Australian. Choose your top 3 and find photos of them. Print the photos, cut them out and paste them in the Hall of Fame spots. Write their name in the box below and a sentence about who they are or why you picked them.



'First Nations' book titles!



Explore these amazing titles in the 'First Nations' series in the Reading Eggspress Library!
You can find them by following these steps.

1. Click **Teacher Library** and then **Find a Book**.
2. Type one of the book titles listed below into the search bar.
Note: from here you can favourite the story or add it to a book collection.
3. To read the book with your class,
 - a. Click on the book cover.
 - b. Click **Read book in Library**.

Title	Author	Text type	Year Level	Reading Age	Reading Level	Lexile Level	Book Band
Aboriginal Sites	Go Facts Australia	Non-Fiction	Year 4	7	Level 25	760L	Emerald
Adam Goodes 'Racism Stops with Me'	Adam Goodes	Non-Fiction	Year 6	10	Level 31	760L	Sapphire
Albert Namatija	Vincent Namatjira	Non-Fiction	Year 5	10	Level 30	980L	Sapphire
Alfie's Big Wish	David Hardy	Fiction	Year 2	7	Level 19	530L	Purple
Alfie's Search for Destiny	David Hardy	Fiction	Year 2	7	Level 21	630L	Gold
Awesome Emu	Gregg Dreise	Fiction	Year 2	7	Level 20	610L	Purple
Baby Business	Jasmine Seymour	Fiction	Year 2	7	Level 19	520L	Purple
Benelong: A Life	Go Facts Australia	Non-Fiction	Year 2	7	Level 19	560L	Purple
Black Cockatoo	Carl Merrison & Hakea Hustler	Fiction	Year 5	10	Level 28	860L	Ruby
Cooee Mittigar	Jasmine Seymour & Leanne Mulgo Watson	Fiction	Year 2	7	Level 19	550L	Purple
Cunning Crow	Gregg Dreise	Fiction	Year 3	8	Level 24	740L	Silver
Dead Man's Gold	Michael Torres & Sharyn Egan	Fiction	Year 5	10	Level 29	900L	Ruby
Do Not Go Around the Edges	Daisy Utemorrhah	Non-Fiction	Year 3	8	Level 22	660L	Gold
Dingy the Dingo	Jane Christophersen	Fiction	Year 2	7	Level 21	640L	Gold
Finding My Way Home	Jane Christophersen	Fiction	Year 4	9	Level 26	820L	Emerald
First Australians	Go Facts Australia	Non-Fiction	Year 5	8	Level 29	920L	Ruby
First Contacts	Go Facts Australia	Non-Fiction	Year 2	7	Level 20	600L	Purple
Fishing Trip	Jane Christophersen	Fiction	Year 3	8	Level 23	700L	Silver
Found	Bruce Pascoe & Charmaine Ledden-Lewis	Fiction	Year 1	6	Level 15	310L	Orange
Great Indigenous Australians	Go Facts Australia	Non-Fiction	Year 5	9	Level 29	930L	Ruby
Growing Up in Kakadu	Stanley Breeden & Belinda Wright	Non-Fiction	Year 2	9	Level 20	610L	Purple
How the Emu Got Short Wings	Gracie Greene, Joe Tramacchi & Lucille Gill	Fiction	Year 2	7	Level 19	480L	Purple
Kalpartu the Dreamtime Snake	Gracie Greene, Joe Tramacchi & Lucille Gill	Fiction	Year 2	7	Level 20	600L	Purple
Kookoo Kookaburra	Gregg Dreise	Fiction	Year 6	11	Level 32	1010L	Sapphire
Mad Magpie	Gregg Dreise	Fiction	Year 2	7	Level 21	630L	Gold
Majdje	Jane Christophersen	Fiction	Year 4	9	Level 27	840L	Emerald
Mrs Whitlam	Bruce Pascoe	Fiction	Year 4	9	Level 25	760L	Emerald

'First Nations' book titles!



Title	Author	Text type	Year Level	Reading Age	Reading Level	Lexile Level	Book Band
My Home Broome	Tamzyne Richardson & Browyn Houston	Non-Fiction	Year 6	11	Level 31	990L	Sapphire
My Home in Kakadu	Jane Christophersen & Christine Christophersen	Non-Fiction	Year 5	10	level 28	860L	Ruby
Our Rock Art	Go Facts Australia	Non-Fiction	Year 2	7	Level 19	560L	Purple
Our World Bardi Jaawi	One Arm Point Remote Community School	Non-Fiction	Year 4	11	Level 27	830L	Emerald
Respect	Aunty Fay Muir & Sue Lawson	Non-Fiction	Year 2	7	Level 18	410L	Turquoise
Sea Country	Aunty Patsy Cameron & Lisa Kennedy	Non-Fiction	Year 2	7	Level 20	580L	Purple
Sea Horse	Bruce Pascoe	Fiction	Year 5	10	Level 28	870L	Ruby
Sharing Culture Kakadu	Stanley Breeden	Non-Fiction	Year 5	9	Level 29	900L	Ruby
Silly Birds	Gregg Dreise	Fiction	Year 2	7	Level 21	640L	Gold
Spinifex Mouse	Norma MacDonald	Fiction	Year 4	9	Level 25	790L	Emerald
Stolen Girl	Trina Saffioti & Norma MacDonald	Fiction	Year 3	8	Level 22	660L	Gold
Ngaginybe Jarragbe My Story	Shirley Purdie	Fiction	Year 2	7	Level 19	550L	Purple
The Crow and the Eagle	Gracie Greene, Joe Tramacchi & Lucille Gill	Fiction	Year 2	7	Level 19	530L	Purple
The Emu Who Ran Through the Sky	Helen Milroy	Fiction	Year 4	9	Level 26	810L	Emerald
The Girl From the Great Sandy Desert	Jukuna Mona Chuguna & Pat Lowe	Fiction	Year 5	10	Level 29	900L	Ruby


Bookmarks for Bookworms




Name: _____

- 1** Choose your favourite book and create an illustrated bookmark using the book's story as inspiration. You might like to cut this out and use it as your new bookmark!

Front



Back



Bookmarks for Bookworms



Name: _____

2 Explain your bookmark design. Why did you choose specific colours, characters, settings, etc.?

A large rectangular area with rounded corners, containing 18 horizontal lines for writing the explanation.



Dust Jackets

Name: _____

Illustrate a new book cover for a book you have recently read using the template below.

Back Flap	Back Cover	Front Cover	Front Flap
-----------	------------	-------------	------------

Who am I?

Character Guess Who



Name: _____

Using a book selected by your teacher, select a character, and write 5 descriptive clues about them without using their name. Read these out, one at a time to your classmates and get them to guess your character.

Book title:

Choose character:

Character clues:

Clue 1

Clue 2

Clue 3

Clue 4

Clue 5

End of Book Quiz



Name: _____

Write 5 questions about a book your class has recently read to create a quiz for your classmates. Take turns to read your questions to your classmates and have them write their answers down on a blank page.

What happens when Myles lets Natalie in on the secret?
E.g. What is the motif in this book?
What causes Justine to run away in chapter 2?

Book title:

Question 1:
Answer:

Question 2:
Answer:

Question 3:
Answer:

Question 4:
Answer:

Question 5:
Answer:

Character Chronicle



Name: _____

Use the template below to create a profile of a character from a book of your choice.

Book title:

Character name:

Character's actions:

A graphic of a clapperboard with a black and white striped top bar and a large white rectangular area for writing.

Character's appearance:

A square graphic with a silver border and a light blue, reflective surface, intended for drawing a character's appearance.

Character's personality:

A whiteboard graphic with a silver frame and a white surface for writing.

How does your character change?

A large, empty wooden frame graphic with a natural wood grain texture, intended for writing about character change.

Character Chronicle



Name: _____

What was your character like at the start of the book?

An open notebook with two blank, lined pages. The pages are white with light blue horizontal ruling. The notebook has a pink cover visible around the edges.

Draw your character.

A large, empty rectangular box with a brown border, intended for drawing a character.



Map It Out!

Name: _____

Map out the story of a book you've recently read on the template below. Illustrate significant places, scenes, events from the story. Use the legend space provided to help you label your map.



Legend



Unfold the Story

Name: _____

Follow the cutting line to cut it out and fold it into an unfolding story.

A large rectangular area defined by a dashed line, intended for writing a story. The area is divided into four vertical columns by three vertical dashed lines.





Reading Eggspert Achievement Award

Awarded To:





Reading Challenge Achievement Award

Awarded To:



