





Gg




FAST PHONICS



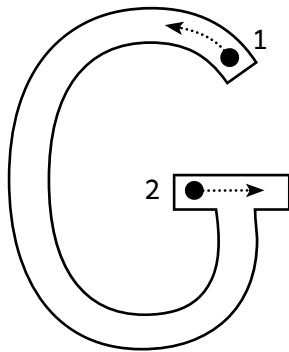
1 Trace.



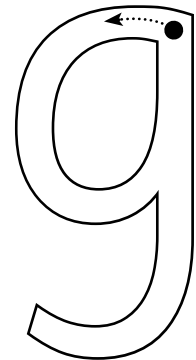
2 Track.



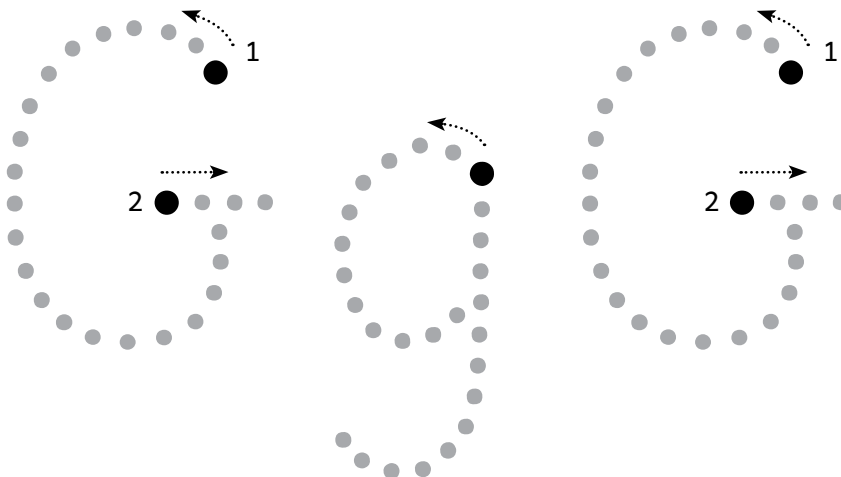
3 Track G.



4 Track g.



5 Trace.



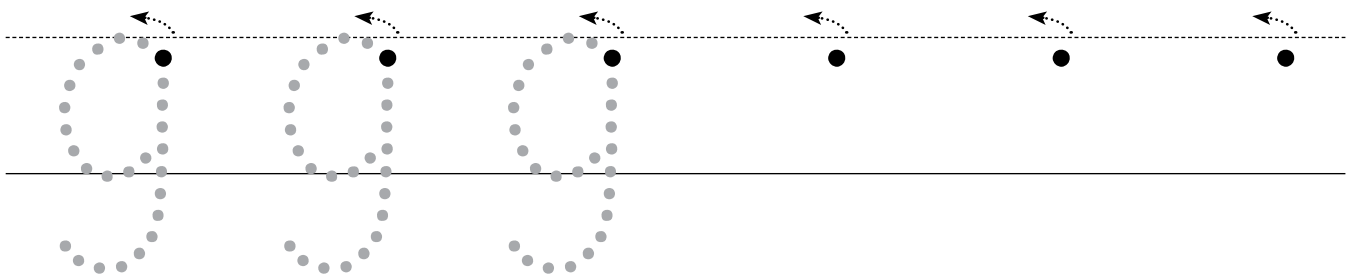
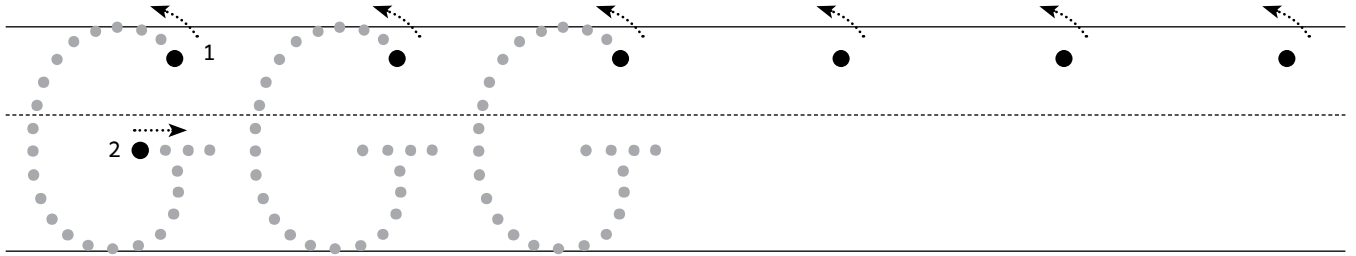
Write  
**Gg**



**FAST  
PHONICS**



**1** Trace and write.



**2** Write the first letter for each picture.



\_\_\_\_\_  
\_\_\_\_\_  
\_\_\_\_\_



\_\_\_\_\_  
\_\_\_\_\_  
\_\_\_\_\_

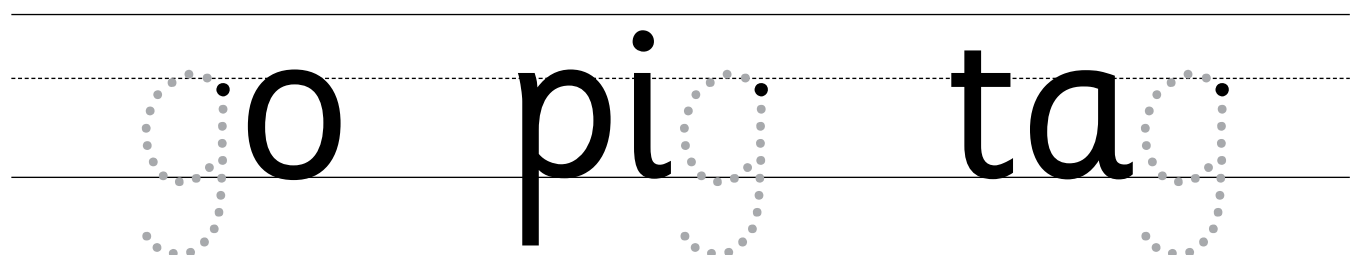


\_\_\_\_\_  
\_\_\_\_\_  
\_\_\_\_\_



\_\_\_\_\_  
\_\_\_\_\_  
\_\_\_\_\_

**3** Trace g. Read the words.




Warm-ups


Oo

FAST PHONICS


1 Trace.




2 Track.



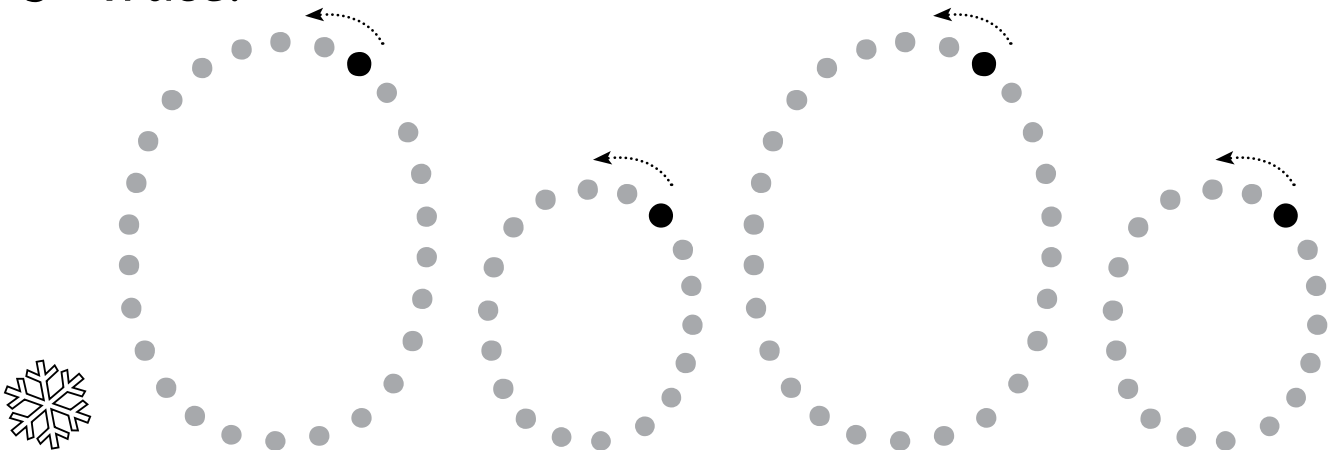
3 Track O.



4 Track o.



5 Trace.





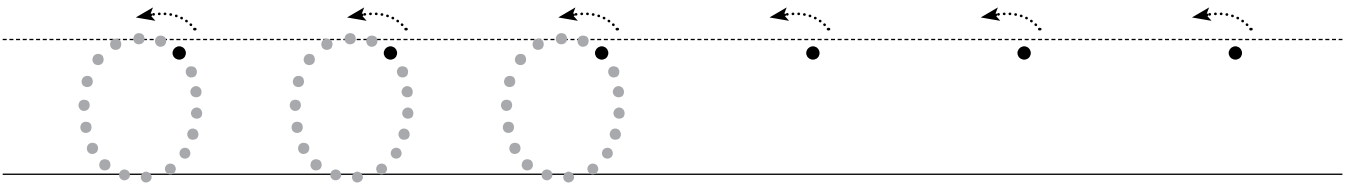
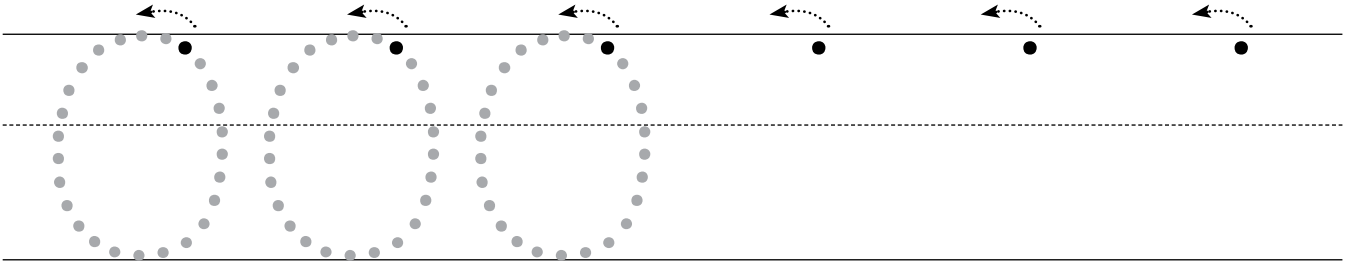
Write  
**O o**



**FAST  
PHONICS**



**1** Trace and write.



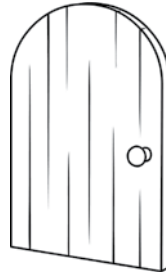
**2** Write the first letter for each picture.



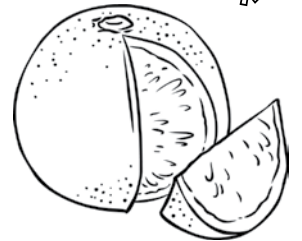
\_\_\_\_\_  
\_\_\_\_\_  
\_\_\_\_\_



\_\_\_\_\_  
\_\_\_\_\_  
\_\_\_\_\_

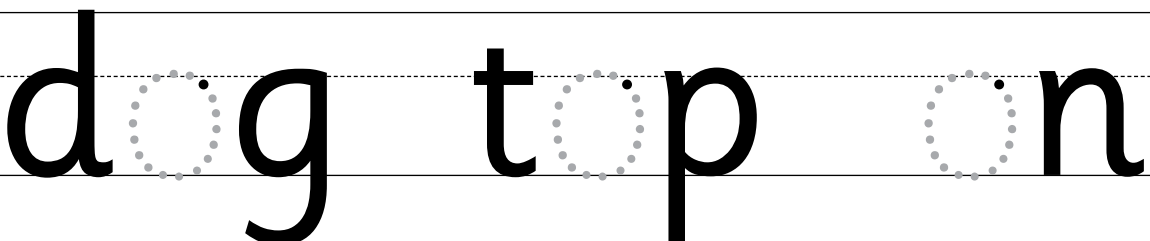


\_\_\_\_\_  
\_\_\_\_\_  
\_\_\_\_\_




\_\_\_\_\_  
\_\_\_\_\_  
\_\_\_\_\_

**3** Trace o. Read the words.




Cc


1 Trace.



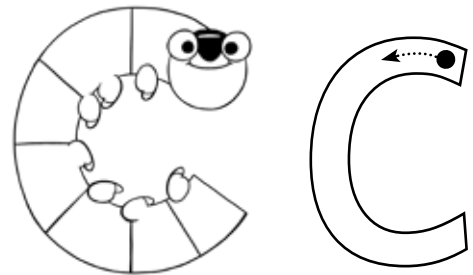
2 Track.



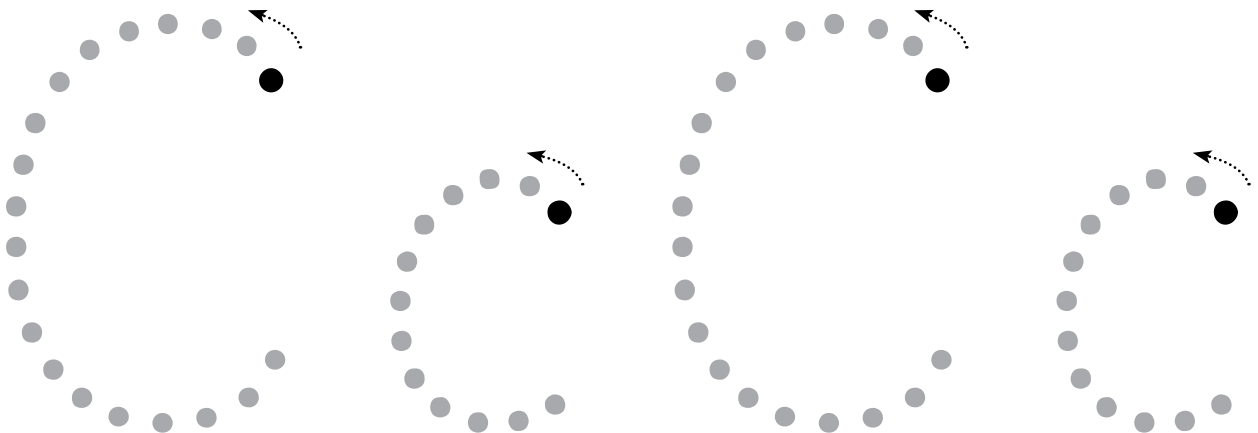
3 Track C.



4 Track c.




5 Trace.





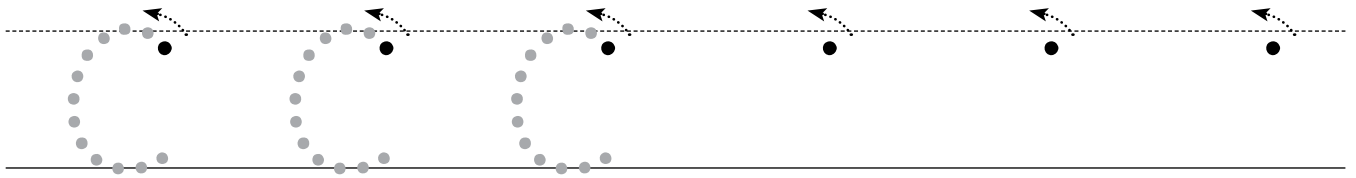
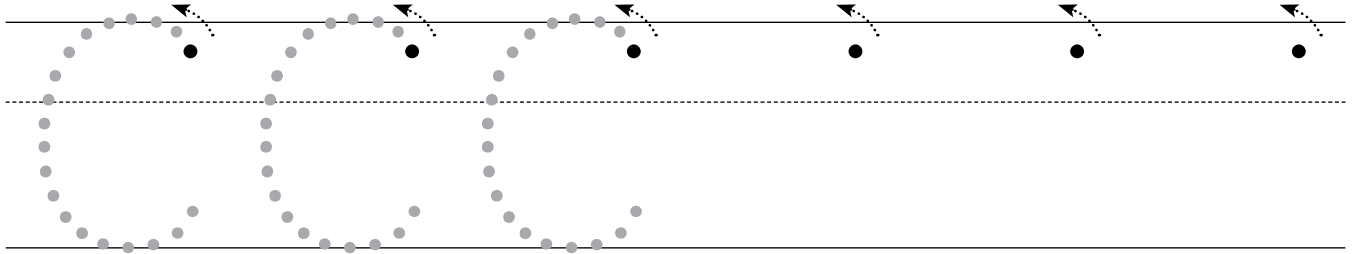
Write  
**Cc**



**FAST  
PHONICS**



**1** Trace and write.



**2** Write the first letter for each picture.



\_\_\_\_\_  
\_\_\_\_\_  
\_\_\_\_\_



\_\_\_\_\_  
\_\_\_\_\_  
\_\_\_\_\_


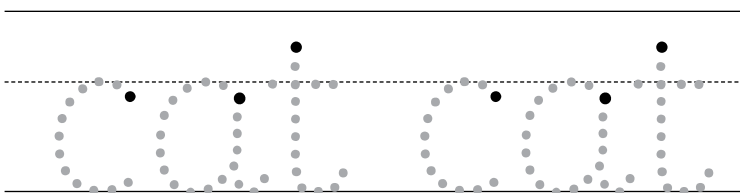


\_\_\_\_\_  
\_\_\_\_\_  
\_\_\_\_\_



\_\_\_\_\_  
\_\_\_\_\_  
\_\_\_\_\_

**3** Trace the word **cat**. Circle the matching picture.



Warm-ups


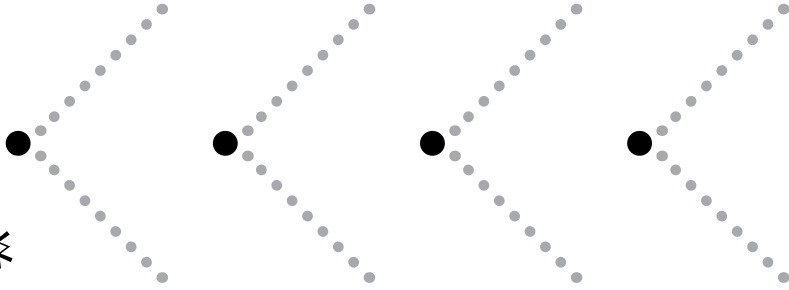
**K k**



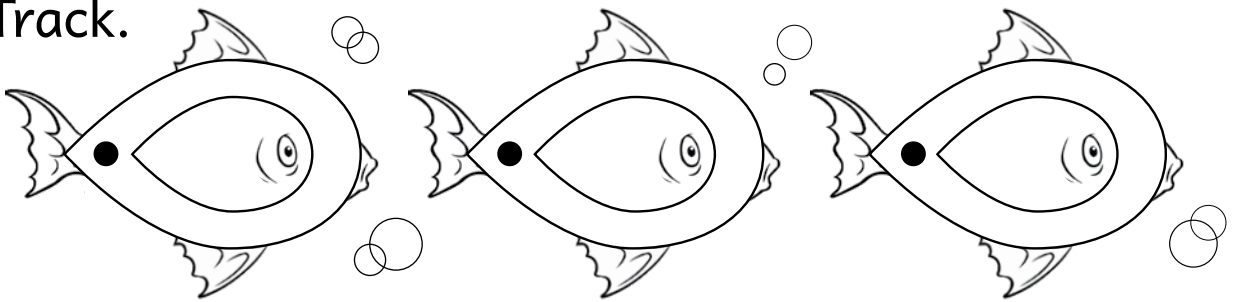
**FAST  
PHONICS**




**1** Trace.



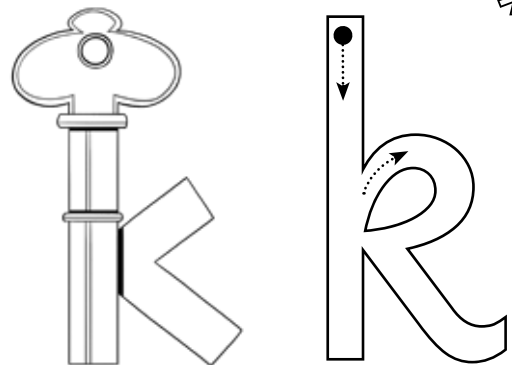
**2** Track.



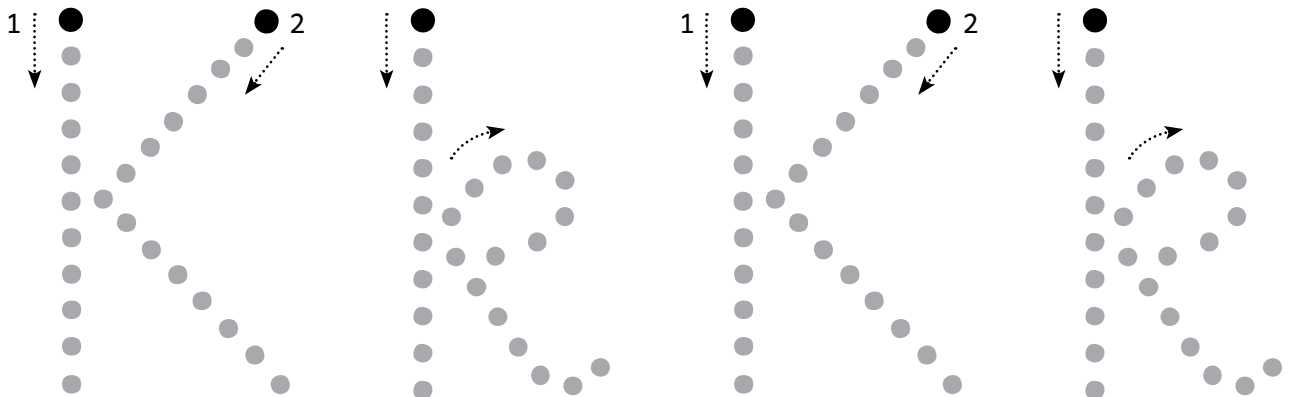
**3** Track K.



**4** Track k.



**5** Trace.



Write  
**Kk**

**FAST  
PHONICS**

**1** Trace and write.

Tracing practice for uppercase 'K' and lowercase 'k'. The first row shows three dotted uppercase 'K's on a three-line grid. The first 'K' has arrows and numbers '1' and '2' indicating stroke order: a vertical line down, followed by two diagonal lines meeting at the top. The second row shows three dotted lowercase 'k's on a three-line grid, with the first one having stroke order arrows and numbers.

**2** Write the first letter for each picture.

Four boxes for letter identification. Each box contains a picture and a set of three horizontal lines (top, middle-dashed, bottom) for writing. The pictures are: a snowflake, a kite, a crescent moon with a face, and a pushpin.

**3** Trace the words. Read them.

Tracing practice for the words 'kite', 'kiss', and 'kip'. Each word is written in dotted letters on a three-line grid. A snowflake icon is located to the right of the words.





# Words



# FAST PHONICS



1 Trace the words. Match to a picture.

dog



cup



sok



kick





# Captions



# FAST PHONICS



**1** Trace.   **2** Read.   **3** Draw a picture.

put a dog



knit a cap