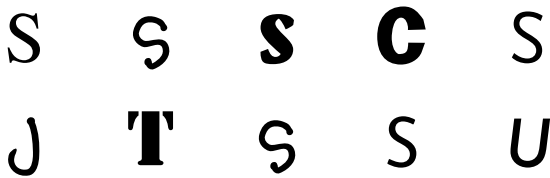


FAST PHONICS

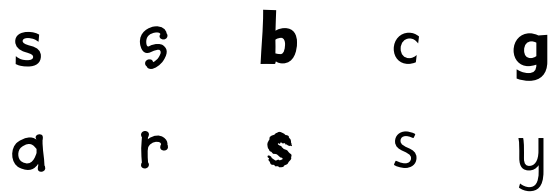
1 Trace and write.



2 Circle every S.




Circle every s.




3 Colour things that begin with s.



4 Write S in each snowball.





FAST PHONICS

1 Trace and write.



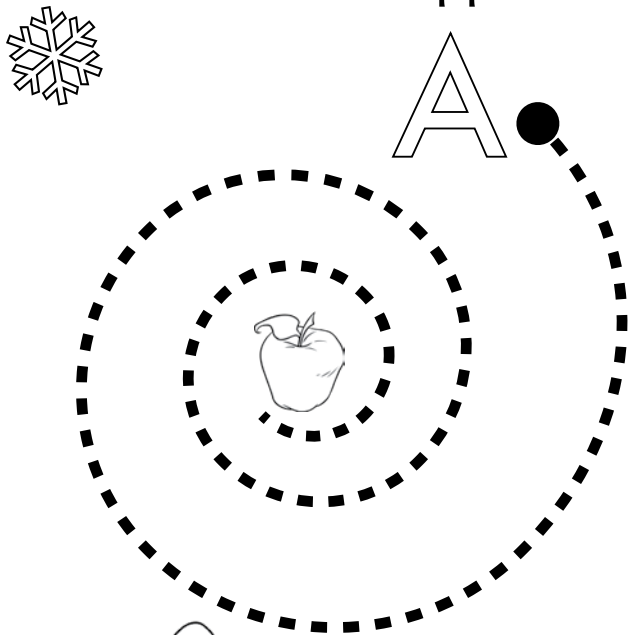
2 Circle every A.

A B **A** **E** S
T **A** N A A


Circle every a.

a c **n** a g
c a o a a

3 Draw the spiral.
Start at the apple.



4 Colour the things that begin with the a sound.






**FAST
PHONICS**


1 Match each sound to its picture.



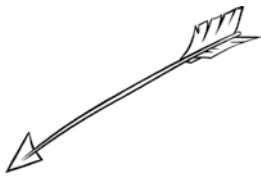
s



a



2 Colour the first sound for each picture.




s **a**

s **a**

s **a**

s **a**

3 Write the first sound for each picture.

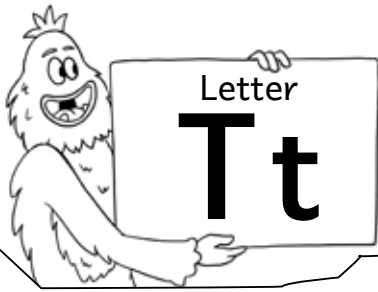


[Empty box for writing the first sound of the starburst]

[Empty box for writing the first sound of the ant]

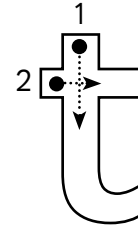
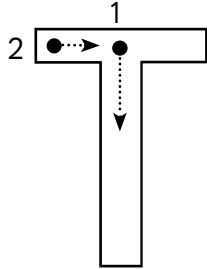
[Empty box for writing the first sound of the avocado]

[Empty box for writing the first sound of the snail]



FAST PHONICS

1 Trace and write.





2 Circle every T.

T I v Z T
N T T E T


Circle every t.


t t h e b
i t l t t

3 Draw two things that start with the t sound.



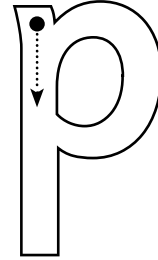
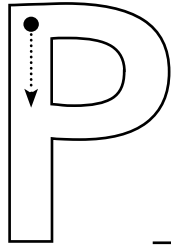
4 Write t on each tree.





FAST PHONICS

1 Trace and write.



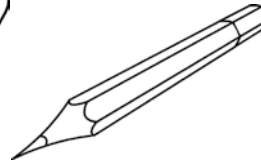
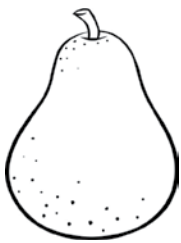
2 Circle every P.

P D P P B
P B P D P






Circle every p.

p p P b g
j b P a p

3 Colour things that begin with p.



4 Write P on each pea.






FAST PHONICS

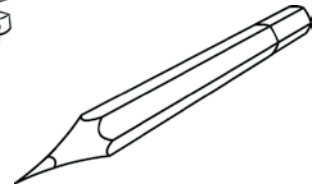
1 Match each sound to its picture.



t



p



2 Colour the first sound for each picture.



s a

s a

s a

s a

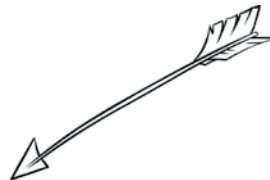
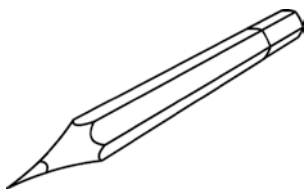
t p

t p

t p

t p

3 Write the first sound for each picture.






[Empty box for writing the first sound of a pencil]

[Empty box for writing the first sound of a starburst]

[Empty box for writing the first sound of an arrow]

[Empty box for writing the first sound of a tree]





**FAST
PHONICS**

1 Circle the correct picture.



Pat

○ ○ ○



tap

○ ○ ○



2 Circle the correct words.



Pat sat

○ ○ ○ ○ ○ ○



tap at

○ ○ ○ ○ ○ ○



sap Pat


○ ○ ○ ○ ○ ○




tap sat

○ ○ ○ ○ ○ ○





Full circle



FAST PHONICS

Complete the words. You can only use each letter once.

s a t p




s a t



□ a p





□ a t



□ a p



s □ p



1 Join the real words to the Furball.

tap

at

sa

sap



pas



2 Colour the real words.

taps

sat

pas


Pat

as

sas

s






**FAST
PHONICS**



1 Make a rainbow  word.



at



2 Read at 3 times.

at

at

at

3 Find at.

am

at

am

at

as

at

in

as

it

at

in

to

at

as


at

4 Write at.

at



at





1 Read the words. Draw the picture.

Pat sat.



2 Look at the picture. Write a sentence.



Two horizontal lines for writing a sentence.

I finished this peak.




I know these letters and sounds.

Four boxes for letters: s, a, p, t.



I can read:





You will need:

2 sets of coloured counters, 1 dice and a partner.

How to play

- 1 Take turns. Roll the dice. Read the number.
- 2 Choose a word from that column.
- 3 Can you read it? Yes – cover it. No – miss a turn.
- 4 The person with the most words covered wins!



at	tap	sap	Pat	taps	as
sap	pat	tap	as	at	taps
as	at	Pat	taps	sap	tap