

Problem Solving and Reasoning

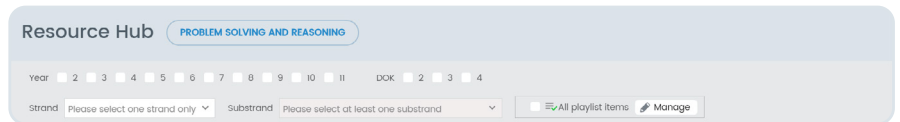
Mathletics

Mathletics Problem-Solving and Reasoning activities help students master soft mathematics skills, develop critical thinking abilities, and shows them how mathematics can be applied to real life **problem-solving**. You can assign one of over 700 questions by grade/year level as well as depth of knowledge. Students can show their work and even ask you questions right online.

Activity Search

You can use the filters to search for activities.

- 1 Strand, Substrand
- 2 Grade/Year
- 3 Depth of knowledge



Preview /Teacher Notes

You can preview activities prior to assigning and have access to teacher notes that include, learning opportunities, solutions, strategic questions, and teaching hints!

To preview an activity or check out the teacher notes

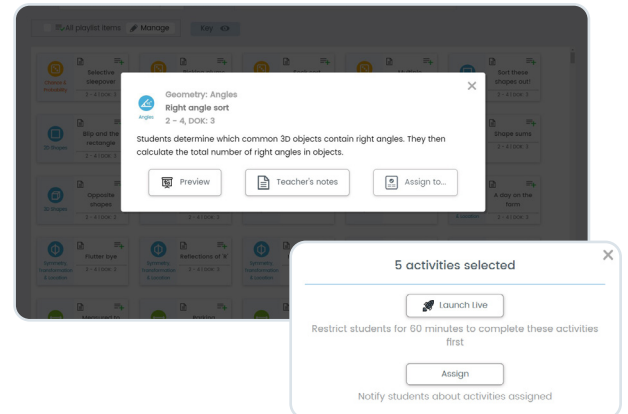
- Click on the activity
- Click **Preview** or **Teacher notes**



Assigning Activities

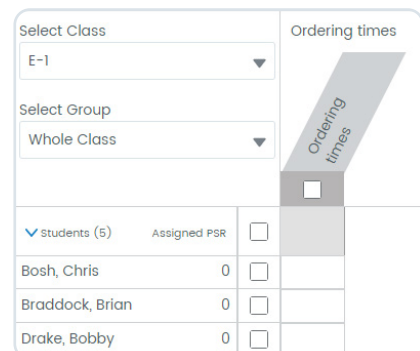
Assign from Resource hub

- Click **Resource Hub**
- Click on the activity you would like to assign
- Click **Assign to**
- Choose your class or group by using the dropdowns or assign to individual students by clicking on the box across from their name.
- Click **Assign**
- Select either Live Launch to drop students directly into the activity or select Assign to notify students they have an activity assigned.



Assign from Assign & Review (if you've bookmarked activities you can go right into Assign & Review)

- Click **Assign & Review**
- Click **Problem Solving & Reasoning**
- Choose your class or group by using the dropdowns or assign to individual students by clicking on the box across from their name.
- Click **Assign**
- Select either Live Launch to drop students directly into the activity or select Assign to notify students they have an activity assigned.



Problem Solving and Reasoning

Monitor Student Progress

You will see results by numerical mark but can also drill down to view student work! Click on the mark to view the work each student has completed. At this point you have the ability to either mark the students work as complete or make notes or audio recording for them to follow up.

To review student's work and answer questions

- Click **Assign & Review**
- Click **Problem Solving & Reasoning**
- Select the class, group and playlist you would like to view



Select Group	Multiple myrmem	A day on a farm	pairing problems	Flutter bye	Down on points	Pyramids frustum...	Tricky int trigon...
Whole Class	<input type="checkbox"/>	<input type="checkbox"/>	<input type="checkbox"/>	<input type="checkbox"/>	<input type="checkbox"/>	<input type="checkbox"/>	<input type="checkbox"/>
Students (10)	Assigned PSR <input type="checkbox"/>			1			
Beecher, Catharine	10 <input type="checkbox"/>						
Brown, Charlotte	10 <input type="checkbox"/>						
Copernicus, Nicholas	10 <input type="checkbox"/>						
Einstein, Albert	10 <input type="checkbox"/>						
Napier, John	10 <input type="checkbox"/>						

Colour coding will help with quick overview. To view work or answer a question, simply click on the highlighted activity.

View Key

Assigning

Assigned

Student feedback

Unread Message

Auto Marked

All Incorrect

Partial Correct/Incorrect

All Correct

Teacher Marked

Answers Submitted

Answers Reviewed