


# Quick Guide to Student Engagement with Mathletics

Mathletics



## 1 Student Progress and Points Tracker

- Students login
- Click **points this week** 
- View Curriculum and Fluency progress

View progress by activity




## 2 Student Console Backgrounds and Avatars Customization

- Students login
- Click **Edit button** next to their avatar 
- Select a background
- Click **Edit** again 
- Select character and shop for clothing and accessories

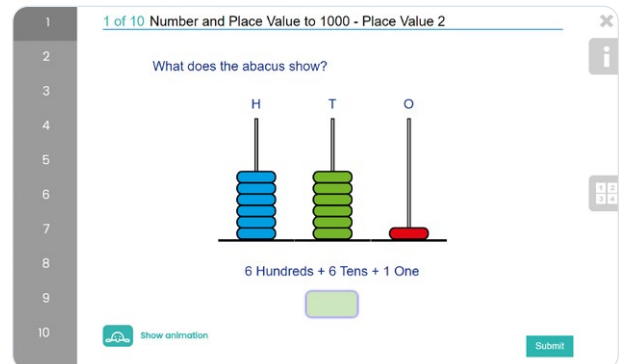
Remind students that completing activities will help them earn points that can be used to shop for avatar items.




## 3 Student Motivators in Activities

- Students login
- Click **Show animation**  **Show animation**
- Answer each question in the activity
- As each question is answered correctly the animation will progress

Each activity includes motivators to keep students engaged. Remember if you assign an activity, when students log in they will be taken directly to that activity.




## 4 Gamified Learning

- Students login
- Click **Play** 
- Select a Mathletics game (Live Mathletics, Multiverse, Rainforest Math or any of the additional games housed within the Mathletics Program)
- Learn through Play

There are lots of fun games and extra practice in the **Play section**. Leverage the play area to reward students that complete homework or assigned classroom activities.



## 5 Student Certificates

- Students login
- Click **points this week** 
- Click **My Certificates**

Students can earn certificates by completing activities and playing Live Mathletics. The Actions button in your Manage Students area gives you access to students' certificates. Print off certificates to pin up in the classroom, send home or hand out during school gatherings.

