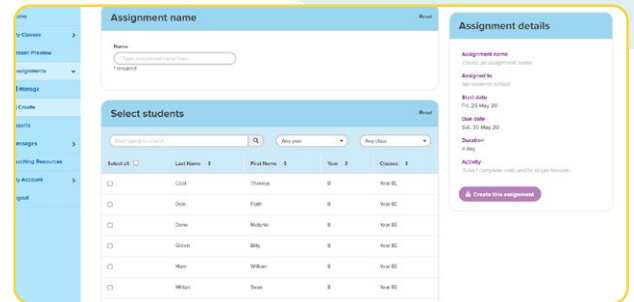


# Quick Guide to Teaching Smarter with WordFlyers



## 1 Save Time Planning with Assignments

- Go to **Assignments**
- Click **+Create an assignment**
- Select a name, students and start and due date
- Find activities using the dropdown filters
- Add activities to the assignment by clicking **+Add unit/ lesson to assignment**
- Click **+Create this assignment**



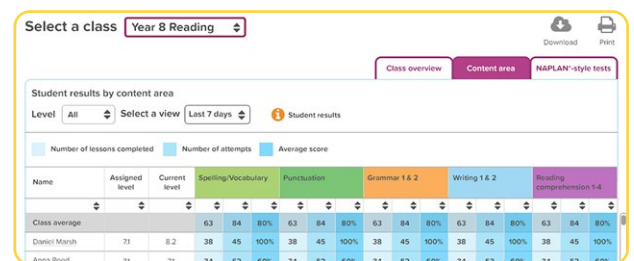
The **Assignments** tool allows you to set tasks that can be made available later meaning you can plan lessons and homework well in advance.

## 2 Instantly View Students' Results and Tailor Pathways

- Click **Reports**
- Select a class or individual student
- Select a specific report

*Note: Refer to your student progress quick guide for more detail on report types.*

- Select a specific report
- Drill down to a specific WordFlyers level (optional)



With the digital activities in WordFlyers being automatically marked and reported on you have time to closely analyse student results and tailor learning pathways accordingly.

## 3 Curriculum-aligned Content at Your Fingertips

- Go to **Lesson Preview**
- Pick a **Unit**
- Click **Curriculum**


You don't have to waste time finding suitable curriculum-aligned content for your students' literacy lessons. Everything you need is available in WordFlyers and can be assigned to students in minutes.

Australian Curriculum mapping: unit details				
Text	Type	Form	Topic	
7.1.1 Breaking up, for the best	Narrative	Comic strip	Personal relationships	
Learning area	Content	Strand	Sub-strand	Code
Reading comprehension	<ul style="list-style-type: none"> <li>Words, images and language patterns</li> <li>Levels of meaning</li> <li>Structures and language features of Narratives</li> <li>Understanding, predicting, confirming and monitoring meaning</li> <li>Interpreting and analysing ideas</li> <li>Evaluating the quality of texts, including techniques and strategies authors use to engage readers</li> </ul>	Literacy	Interpreting, analysing, evaluating	ACELY1701 ACELY1711 ACELY1702 ACELY1710 ACELY1801
		Literature	Examining literature	ACELT1617
Writing	Purpose, text type/form, audience: <ul style="list-style-type: none"> <li>To engage the reader, by presenting a universal human 'crisis'</li> <li>In a condensed story form (comic strip)</li> <li>For a persuasive/informational audience</li> </ul>	Literacy	Interpreting, analysing, evaluating	ACELY1701 ACELY1711
		Language	Text structure and	ACELA1504

## 4 Ready-made Lesson Plans

- Go to **Teaching Resources**
- Select **Teacher Information**
- Click **Lesson Plans**
- Find a lesson plan and click **Download**

Save time planning lessons with WordFlyers' ready-made lesson plans for Year 7 level content. Visit your [Help Hub](#) at any time for more great tips from our educators.



## 5 Use Messages to Quickly Communicate with Students

- Click **Messages**
- Select **Send Messages** to compose a new message
- Select **Manage Student Messages** to reply to a message

You can quickly communicate with other teachers who use WordFlyers through Messages too.

