


# Quick Guide to Blended Learning with Radiwriter Spelling

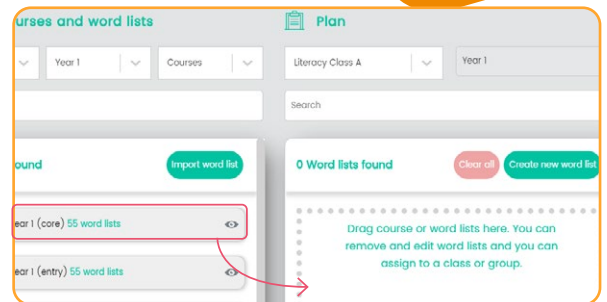
Radiwriter

Spelling

## 1 Flipped Classroom Model of Blended Learning

The flipped classroom model involves introducing concepts and new content online via assigned activities and then practicing them in class with teacher assistance.

- Click **Plan** 
- Select Course
- Drag to plan and make any required edits
- Drag to assign




You can view their results by clicking Results, Reports and then filter by class group or individual student.

## 2 Station Rotation Model of Blended Learning

The station rotation model of blended learning involves students rotating through different learning stations in class. For instance, students can use Radiwriter to practice Look, Say, Cover, Write and Check at the online station.


It is also a good idea to use the tech station as a fun but educational break. In addition to completing activities with Radiwriter, the online station could also involve Radiwriter games as an extra motivator.

- Students login
- Select **Practice** or **Explore**
- Select **Syllable Sushi**, **Magic Boxes** or **Picnic Panic**
- Learn through play



## 3 Use digital alternatives to traditional spelling assessments

The Radiwriter Spelling live pre/post test is an excellent blended learning alternative to traditional paper tests.

- Click **Teach** 
- Select a word list under **My Resources**
- Click **Measure**
- Click **Pre-Test/Post-Test**
- Select students
- Click **Launch Live activity**

