


# Quick Guide to Homework with Rediwriter Spelling

Rediwriter  
Spelling


## 1 Send Home the Parent Letter

- Click [here](#)

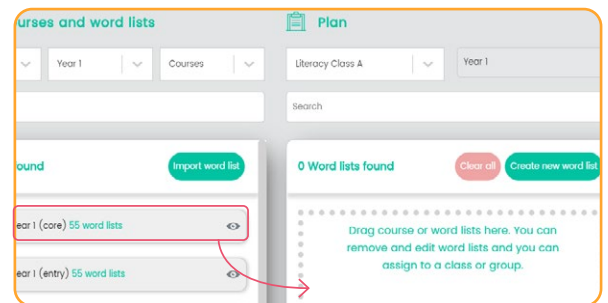
Sending home this letter will give parents the information they need to assist their child in logging in from home.





## 2 Assign word lists for students to complete at home

- Click **Plan** 
- Select **Course**
- Drag to **Plan** and make any edits required
- Drag to **Assign**

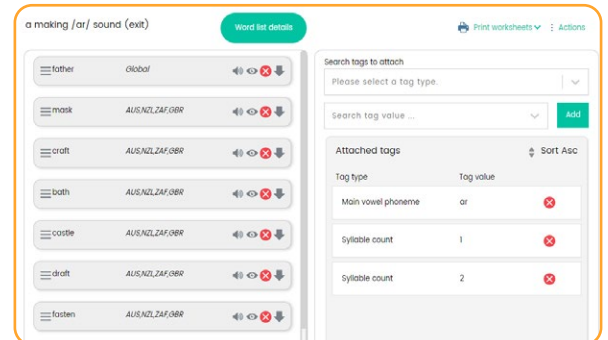
You can view students' results by clicking Results, Reports and then filter by class group or individual student.




## 3 Print worksheets for your students to complete at home

- Click **Plan** 
- Select **word list** from assign or plan section
- Click on the **edit** icon 
- Click **Print word list**

You can import your own word lists to print off or use the premade word lists from the course(s) you have assigned your students'.



## 4 Challenge your students' to play Syllable Sushi, Magic Boxes and Picnic Panic at home

- Click **Teach** 
- Select a word list from My Resources
- Click **Student View**
- Select one of the tiles
- Play games as a class

You can use the Student view to demonstrate how to play the games and where to find them while working from home.

