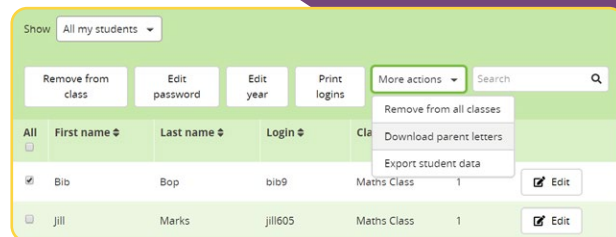


Quick Guide to Homework with Mathseeds



1 Send home the Parent Letter to encourage at home practice

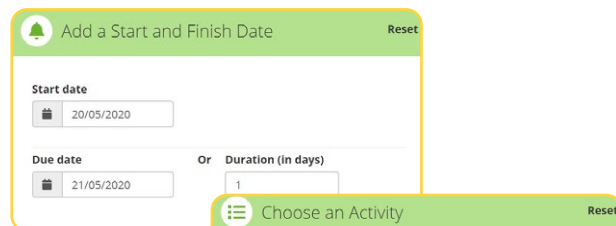
- Click **Management**
- Click **Manage Students** and select your student(s)
- Click **More actions**
- Click **Download parent letters**



2 Assign Driving Tests to discover where student knowledge gaps are

- Click **Assignments**
- Click **Create Assignment**
- Select your class or specific students
- Add a start and finish date
- Select your year/grade level and then **Driving Test**
- Click **Create this assignment**

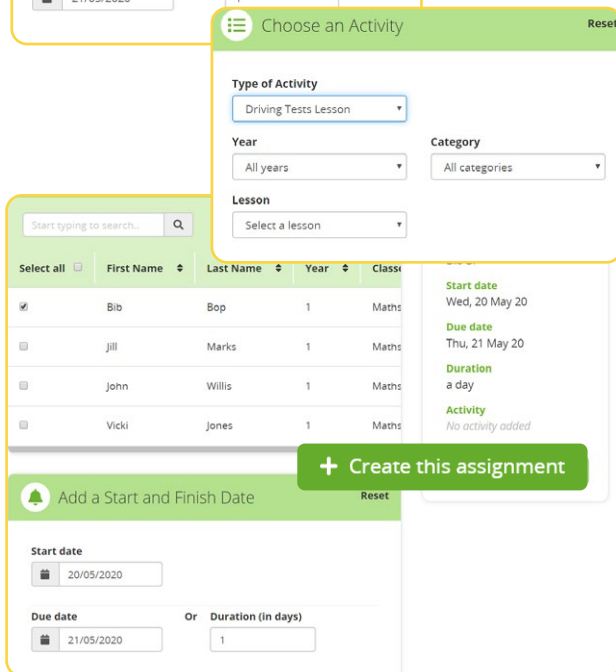
You can view students' results back in your Reports Dashboard under Driving tests.



3 Assign lessons for your students to complete at home

- Click **Assignments**
- Click **Create Assignment**
- Select your class or individual students
- Add a start and finish date
- Select your year/grade level and then lesson
- Click **Create this assignment**

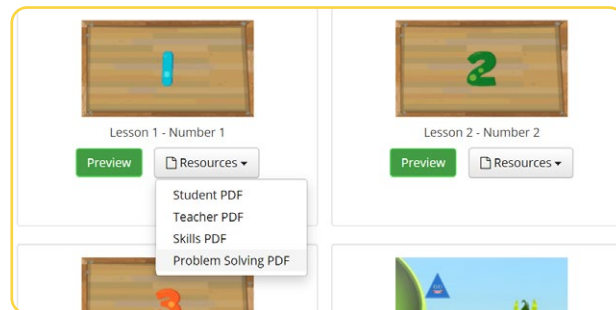
You can view students' results back in your Reports Dashboard. Toggle from Chart to Table to see individual results.



4 Use the printable lesson-aligned worksheets for at-home practice

- Click **Lessons**
- Select lesson
- Click **Resources**
- Click **Student PDF/Problem Solving PDF**

You can have your students' bring the worksheets back to class or email you their work.



5 Encourage your students' to play Mental Minute for fluency practice

Students Instructions:

- Login
- Click **Mental Minute**
- Have Fun!

