

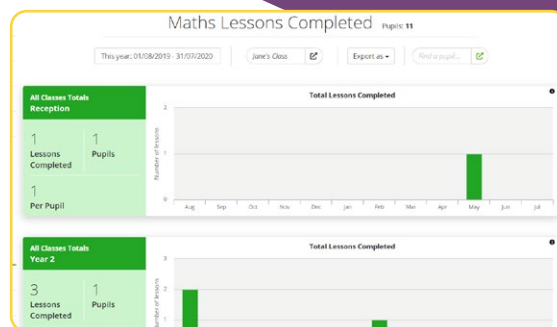
# Quick Guide to Viewing Progress with Mathseeds



## 1 Class Progress

- Click **Reports**
- Click **Dashboard**
- Click **Mathseeds Lessons Completed**

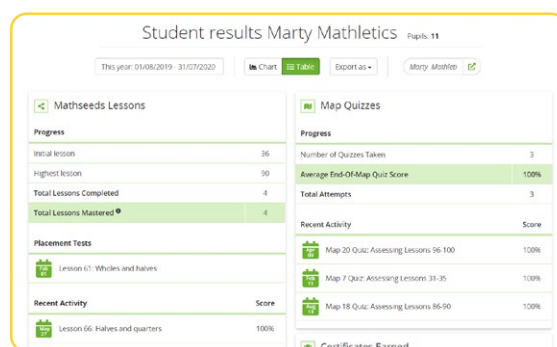
You can view total lessons completed by each class, average course progress, and highest lesson completed. You can use the date range to filter for specific time periods.



## 2 Individual Progress

- Click **Reports**
- Click **Dashboard**
- Toggle from Chart to Table
- Select a student

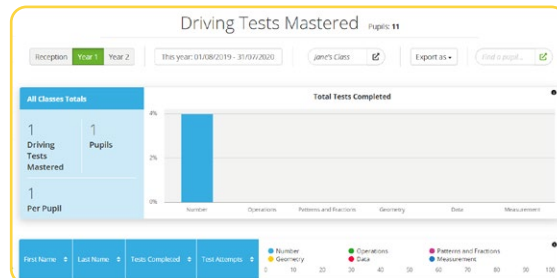
Here you can view each student's individual progress including, Placement Tests, Map Quizzes, Assignments, Fact Fluency, and Driving Test results. You can print off each child's report by clicking Export as, and then Print.



## 3 Driving Tests

- Click **Reports**
- Click **Driving Tests**
- Select the year and date range

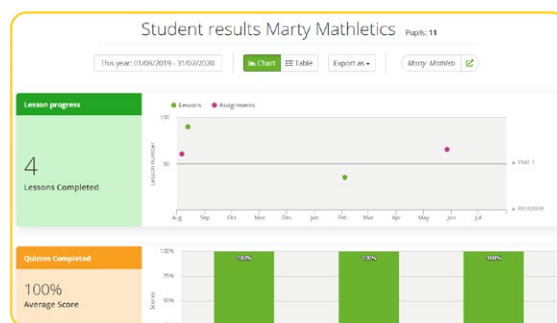
You can view tests completed and attempted by each topic and per student. Click on the student's name to drill down for their individual results.



## 4 Quizzes Complete

- Click **Reports**
- Click **Quizzes completed**
- Select a date range

You can drill down to individual student results by clicking on the student's name.



## 5 Time online

- Click **Reports**
- Click **Summary**
- Select your date range

Here you can view individual and average time online compared to the total number of lessons completed.

First Name	Last Name	Year	Total Time on Mathseeds (Hours)	Total # Lessons Completed
Alice	Awesome	2	21m	-
Marty	Mathletics	Rec	10.2h	4
Kathy	McGrath	2	17m	-
Paddy	Fisher	Rec	47m	-
David	Fisher	2	23m	-
Jessica	Ernst-Hill	2	<1m	-