



Quick Guide to Student Engagement with Mathseeds



1 Mental Minute My Progress

- Students login
- Click **Mental Minute**
- Click  and select 
- View fluency progress by clicking on the animals to view best score

Students can view their progress in Mental Minute activities as well as their best scores.



2 Lessons

- Students login
- Click **Lessons**
- There are interactive videos for each lesson
- Each lesson has games to play that align to the topic
- The digital books in each lesson come with an audio option
- Students earn golden acorns as they progress through the lesson

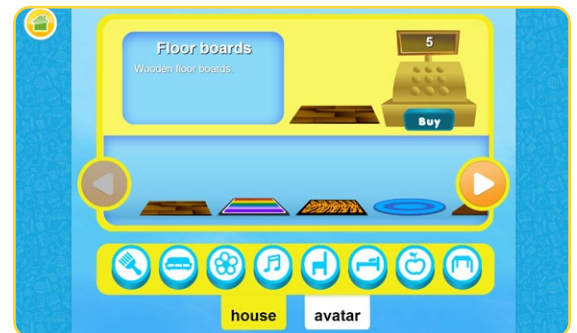
Remind students that by completing activities they will earn acorns that can be spent on avatar items.



3 Shop and Treehouse

- Students login
- Click **Shop**
- Select house or avatar
- Use golden acorns to shop
- Click on **Treehouse** to add what they've purchased

Students earn golden acorns through completing activities in Lessons and Mental Minute.



4 Play and Arcade

- Students login
- Click **Play or Arcade**
- Select game
- Learn through play

There are lots of fun games and extra practice in the Play section. This can be used as a reward for completing work you've assigned.



5 Awards

- Students login
- Click **Awards**
- **Select Certificate** to view or click Print

Students earn certificates by completing quizzes at the end of each map. Print off certificates to pin up in the classroom, send home or hand out during school events.

