

Mathseeds Lessons

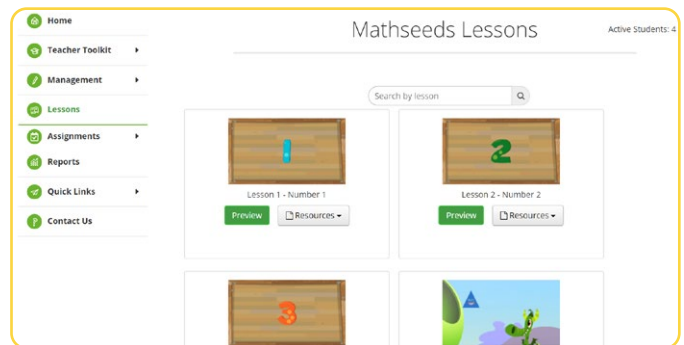


Mathseeds uses an intuitive, stepping-stone format much like a board game, so children can always see their progress and feel motivated to move forward. There are also fun rewards to collect! Below are some quick instructions on how to find what you are looking for.

Preview Lessons

Use Preview Lessons to view what your students are working on or introduce lessons on your smart board.

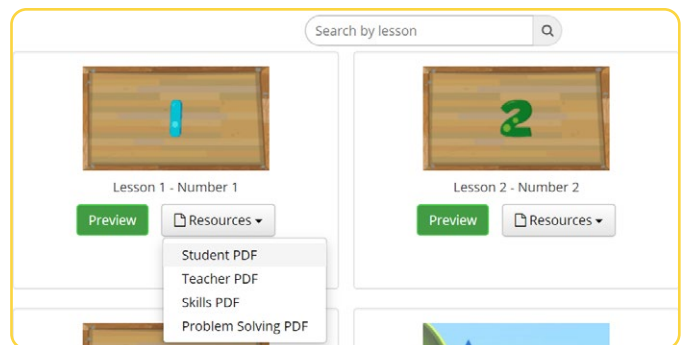
- 1 Click Lessons
- 2 Search for the lesson you would like to view
- 3 Click Preview



Printable activities

Access printable resources to reinforce each lesson.

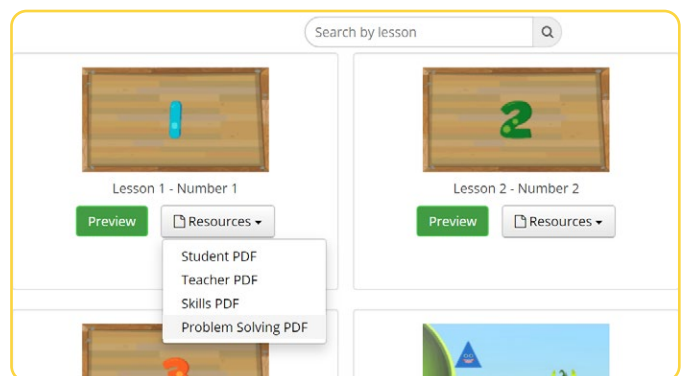
- 1 Click Lessons
- 2 Select a lesson
- 3 Click Resources
- 4 Click Student PDF



Problem Solving and Reasoning activities

If you are looking for Problem Solving and Reasoning activities, Mathseeds has you covered!

- 1 Click Lessons
- 2 Select a lesson
- 3 Click Resources
- 4 Click Problem Solving PDF



Lesson Plans

Mathseeds has created lesson plans to make your job a little simpler!

- 1 Click Lessons
- 2 Select a lesson
- 3 Click Resources
- 4 Click Teacher PDF

