



Getting Started Guide

An Introduction to Reading Eggs, Fast Phonics and Reading Eggspress



Reading Eggs Getting Started Guide



Welcome to Reading Eggs

We're so excited your school has joined the Reading Eggs community!

Reading Eggs is a highly engaging reading resource that is designed to make learning and reading fun. The program supports an individual learning journey for each child that is engaging while building a culture of reading for pleasure.

The online lessons allow students to progress at their own rate, gradually building their reading confidence and rewarding them at every step of the way. Your subscription includes access to three programs: Reading Eggs, Reading Eggspress and Fast Phonics, as well as the Library with over 3,000 books to choose from. This handy guide will take you through each program and how to get started!

Program Overview	3	Reading Eggs	
Teacher Console Map	4	Launching Reading Eggs	12
Manage Students	5	Student engagement & rewards	15
• Adding students	5	Student Console map	17
• Editing students	5	Scavenger hunt	18
• Login cards	6	Reading Eggspress	
• Parent letter	6	Launching Reading Eggspress	19
Placement Test	7	Student engagement & rewards	22
• Reading Eggs & Eggspress	7	Student Console map	24
• Fast Phonics	8	Scavenger hunt	25
• Changing student placement & progress	8	The Library	
Fast Phonics		Teacher Library	26
Launching Fast Phonics	9	Student Library	27
Student engagement & rewards	10	Assignments	28
Student Console map	11	• Create assignments	28
		• Manage assignments	29
		Reports	30
		Certificates	31

RESOURCES AND SUPPORT



Education Blog



User Guides



Classroom Resources



Webinars

Technical Support:

support.3plearning.com/tech/reading-eggs

Customer Support:

www.3plearning.com/contact

Thank you for using Reading Eggs.

We look forward to sharing the love of learning with your school.

Reading Eggs Getting Started Guide



Program Overview

There's so much to explore! The good news is, once your students are added, they will have access to each area of the program. You may choose to use one or all four, depending on the age and needs of your classroom. Here's an overview of what each program area has to offer.



- ✓ For students learning to read
- ✓ Systematic Synthetic Phonics
- ✓ Aligned to Letters and Sounds
- ✓ 20 Peaks covering Letters and Sounds Phases 2–5



Suitable for ages
4–7 years

Page 10



- ✓ For early readers
- ✓ Blended phonics approach
- ✓ Builds vocabulary
- ✓ Storylands – develops early comprehension skills
- ✓ 120 Lessons over 12 maps



Suitable for ages
4–7 years

Page 13



- ✓ Focuses on comprehension strategies
- ✓ Develops fluency and habit of reading for pleasure
- ✓ 220 Lessons over 44 maps



Suitable for ages
6–13 years

Page 20



- ✓ Over 3,500 books with comprehension quizzes
- ✓ Searchable by title, topic, author, reading age & Lexile
- ✓ Covers all genre
- ✓ Phonics Readers section



Suitable for ages
4–13 years

Page 27



Teacher Console Map

Teacher Toolkit

Find teaching resources, big books, curriculum maps and book notes.

Printables Library

Workbooks, quizzes, activity sheets and printable early reading books.

Teacher Library

Direct access to over 3,500 library books easily searchable by age, topic, reading level and more. Build custom book collections for your students.

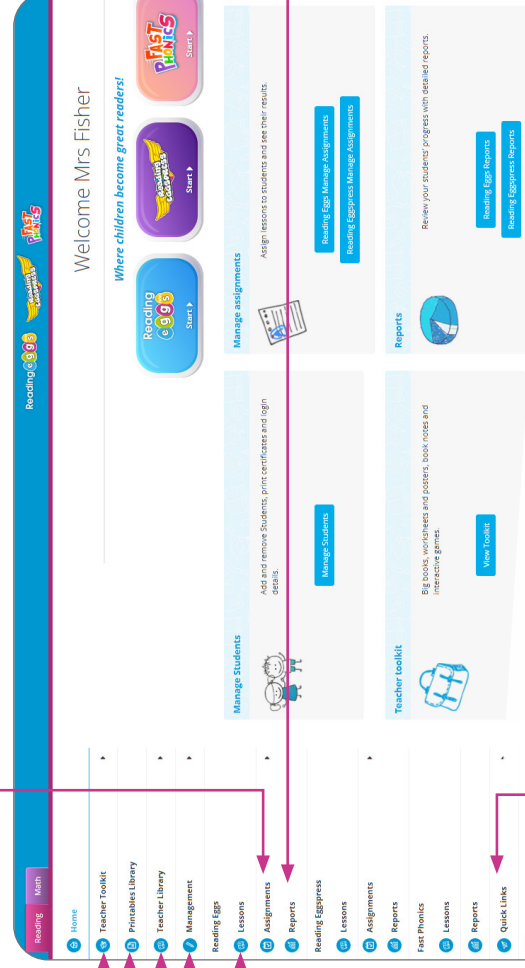
Management

Manage students, classes and student progress.

Lessons

Preview Lessons, download teacher notes and download student worksheets for each lesson.

To log into your account, head to readingeggs.com. Once you have logged in, you will arrive at the Reading Eggs Teacher Console. From here you can manage your students, access teaching resources, review each program, search for books, assign work and much more.



Assignments

Reading Eggs: Assign Lessons (reading, spelling or Storyland) and Driving Tests (bite sized focussed assessments).

Reading Eggspress: Assign Lessons (comprehension or spelling) or assign a library book.

Reports

Access class and individual reports, detailing lessons, activities completed, results and time spent online. These reports can also be exported.

Quick Links

Easy access to research reports. They give a detailed review of the research that supports the program, teacher guides and brochures and the "Tell a Colleague" function.

Webinars

Quick access to live and On Demand webinars.

+Did you know?

Your subscription includes over 500 free teaching resources accessed right from your teacher console!

Reading Eggs Getting Started Guide

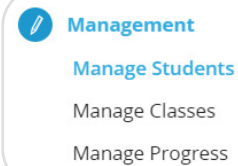


Manage Students

Adding Students

If you're new to Reading Eggs, the first step you'll want to take is to add students and assign them to your class. Please note that your subscription coordinator may have already added students for you.

- Log in to your teacher console.
- In the left navigation, click **Management**.
- In the drop down, click **Manage Students**.
- Check to see if students have already been added to your class – they'll appear as a list at the bottom of the screen.
- If not, you'll need to add the students to your class.
- There are four ways you can add students:



- 1 To move students into your class** from a different class in your school, click **Add existing students into your class**. (Check to make sure your students are not already uploaded by your school's admin.)
- 2 To add new students**, download the sample CSV file, add student information, then click **Upload a CSV**.
- 3 To add individual new students**, enter their **First Name, Last Name** select their class and grade level.
- 4 To copy students** from your existing Mathseeds class (applies to those who have Mathseeds accounts), click **Copy your Math classes**.

Editing Students

Once your students are added, they'll be assigned a login ID and password. At any time, you can edit student information. For example, you may want to change their password to something easier for them to remember. Please note, if your students also have Mathseeds, any changes made to their login in Reading Eggs will also change their login in Mathseeds. To edit student information, follow these steps:

Select the individual class you would like to edit or select **All my students**.

To edit passwords for the whole class, or multiple students to one generic password (useful for younger students):

- 1** Select **All**, or click the box next to the student names you wish to edit.
- 2** Select **Edit Password**.
- 3** Click **Update**.

To edit an individual's details:

- 1** Select the tick box next to the student name.
- 2** Click **Edit**.
- 3** Update information.
- 4** Click **Save Changes**.

Reading Eggs Getting Started Guide



Manage Students

Login Cards

Now that you've set up your students, it's time to give them access to Reading Eggs!

The easiest way to do this is to select **All**, and then click **Print logins**.

Remove from class	Edit password	Edit grade	Print logins	More actions	Parent Letters	Search
All	First name	Last name	Login	Class	Grade	
<input checked="" type="checkbox"/>	Johnny	Smith	JohnnyWsmith	Molly Smith's Reading Class	3	Edit
<input checked="" type="checkbox"/>	Thomas	Smith	ThomasRsmith	Molly Smith's Reading Class	PreK	Edit

You can then distribute login cards to each of your students.

Johnny S.

Login: JohnnyWsmith Grade: 3

Password: Johnny

www.readingeggs.com

Parent Letter

Parents can set up their own Parent Account, which is linked to their child's account. From their account, parents have access to reports, parent guides and printable worksheets. It's a great way to get your parents engaged and supporting their children with Reading Eggs.

Parents can also track their child's progress and encourage extra reading at home. Parent letters provide all the information needed to access Reading Eggs and are pre-populated with each student's login details, making it easier on you!

To print the parent letters, either select **Parent Letters** or find it under **More Actions**.

All Pupils

My Pupils

ShowMrs Fisher's Class

Show☐ Unallocated☐ Allocated☒ All

Remove from class

Edit password

Edit year

Print logins

More actions

Search

All	First name	Last name	Login		Year	
<input checked="" type="checkbox"/>	Alfie	Awesome	Alfie12345	Mrs Fisher's Class	4	<div>Edit</div>
<input checked="" type="checkbox"/>	David	Fisher	david1301	Mrs Fisher's Class	4	<div>Edit</div>
<input checked="" type="checkbox"/>	Hermione	Granger	Hermione	Mrs Fisher's Class	Rec	<div>Edit</div>
<input checked="" type="checkbox"/>	Lindsay	Fisher	lindsay2222	Mrs Fisher's Class	2	<div>Edit</div>
<input checked="" type="checkbox"/>	Marty	Mathletics	mm-771980	Mrs Fisher's Class	2	<div>Edit</div>
<input checked="" type="checkbox"/>	Paddy	Fisher	paddy942	Mrs Fisher's Class	Rec	<div>Edit</div>

Where children learn to read!

Reading Eggs

Dear Parent,

We're excited to welcome you and your child to the world of Reading Eggs!

Your child's school has provided access to the multi-award winning online reading programme for kids. The highly interactive and personalised learning journey will build your child's reading skills at their own pace on a fun and safe digital platform.

Your child can access Reading Eggs and Reading Eggspress at home on a desktop or tablet device. They also have access to a huge online library of over 2500 e-books to enjoy whenever they want!

To use Reading Eggs at home, simply follow these steps:

- 1 Go to app.readingeggs.com/login
- 2 Enter your child's login details (see below):

Login name: Alfie12345 Password: Summer10%

To create your own parent account, which will let you track your child's progress and receive reports, follow these steps:

- 1 Go to www.readingeggs.co.uk/linkschool and sign up with your email address and chosen password
- 2 At the 'Link to School Account' step, enter your child's login details (provided above)
- 3 Click on 'Start' below your child's name and you're ready to begin your journey!

If you have an existing account, simply select the 'Add another child' tab in your family dashboard and under Option #2 ('Link a child with a school'), enter your child's login details and click 'Link child'.

If you have any questions, don't hesitate to call our friendly customer service team on 0177 3660248 or email customerservice@readingeggs.co.uk.

We hope you and your child enjoy the Reading Eggs journey!

Sincerely,
The Reading Eggs Team

Reading Eggs Getting Started Guide



Placement Test

Now that you've set up your students, it's time to launch Reading Eggs to your class! No matter which program(s) you choose to use with your students, they should first complete a Placement Test to ensure they're starting their journey at the appropriate level.

When a student first starts their Reading Eggs journey, they'll arrive at their 'My Programs' page. From here, they can select the area of the program they're going to use and begin their placement test.



+TEACHING TIP:

Which program should my students use?

- Learning to read using a Systematic Synthetic Phonics approach? Use Fast Phonics
- Learning to read using a blended phonics approach? Use Reading Eggs
- Developing comprehension skills, fluency and vocabulary with independent readers? Use Reading Eggspress

Students can also use more than one area concurrently.

Reading Eggs & Reading Eggspress

If a student chooses to start their Reading Eggs journey, they will be asked to complete a Placement Test or begin their journey on Lesson 1 (no reading skills). In Reading Eggspress, students are required to take a Placement Test before they can begin. In both programs, the student will be placed on the map best suited to their level after answering three questions wrong.



Reading Eggs Getting Started Guide



Placement Test

Fast Phonics

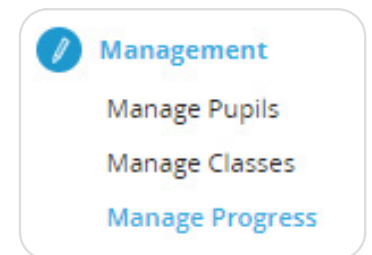
The Fast Phonics Placement Test uses advanced technology with sensitive sound recognition to enable the program to pick up on whether a child is saying a word correctly, while still allowing for regional accents and dialects. It will place children in the correct “Peak” (Lesson) on the map based on their phonics knowledge and ability to blend phonemes to accurately read words.



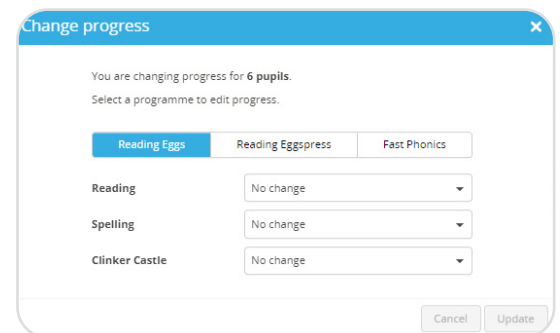
Changing Student(s) Placement & Changing Progress

To change the Lesson a student is placed on, reset or override the Placement Test in any program:

- Select **Management**, then select **Manage Progress**
- This will list your current students and which level they are currently working on in their student centre.
- Select the **Edit** button to the right of the name of student you wish to edit progress for.
- Update the student detail fields as required. This is where you will be able to reset their placement test or move them to another Lesson.
- Select **Save changes** to confirm.



To change for a group of students, use the check boxes to select your students, then select **Edit Progress** at the top of your student list.



Note: If using Reading Eggspress Placement Test with students working more than 2 years below their grade level, you will need to manually adjust their placement using 'Manage Progress'.

Reading Eggs Getting Started Guide



Launching Fast Phonics

Lessons

Fast Phonics takes students on an exciting journey, accompanied by a yeti and his fun friends, the furballs. As they learn new phonemes (letter sounds) and words, they progress through each "Peak" (Lesson), earning gems and yet coins to upgrade their yeti's home. Students progress through 20 Lessons, each with 20 activities and up to four decodable books to read.

- Activities with blue gems introduce students to a new **word**.
- Activities with pink gems introduce students to a new **phoneme**.
- Activities with green gems, launch a **book** for the student to read.
- Activities without a gem, provide students with a teaching video which will introduce a new phoneme or a new concept such as **digraphs** or **CVC** words.



Fast Phonics is aligned to the phases of Letters and Sounds. Phase 2 is covered in Peaks 1-5, Phase 3 is covered in Peaks 6 -12, Phase 4 is covered in Peaks 13 & 14 and Phase 5 is covered in Peaks 15-20.

Confident students working at Phase 4 and beyond, can extend their practice of blending and segmenting, develop early comprehension skills, and extend their vocabulary by also working in Reading Eggs, with a particular focus on Storylands for early comprehension lessons. Students will need to complete the Placement Test in Reading Eggs and need to be placed beyond lesson 60 for Storylands to open.

+TIP: We've included teaching guides, weekly lesson plans for each Lesson and teaching support videos to make it easier than ever for you to teach phonics! Also included are tons of resources like sound mats, flashcards, worksheets, printable readers and so much more!

Where: From your teacher console in the left navigation, select **Lessons** under Fast Phonics.

Reading Eggs Getting Started Guide



Student Engagement & Rewards

Track Progress

At the top of the screen is the Progress Bar which tracks the phonemes learned (pink gems) words read (blue gems) and books read (green gems). The Progress Bar also shows students percentages for each end of Peak Quiz and certificates earned.



Certificates

Students earn a certificate when they pass their end of Peak quiz (over 80%). Certificates earned will show up in their progress bar. To access printable certificates, go to **Quick Links** in the left hand navigation of your teacher console, select **Fast Phonics**, then select **Certificates**.

Personalised certificates can be printed out from the My Progress are in the Student Console.

How to earn certificates

- Gold: scores 100% on quiz
- Silver: scores 90% on quiz
- Bronze: scores 80% on quiz



Yeti Coins & Yeti Shop

Yeti Coins are the currency in Fast Phonics and are earned as students progress through their Lessons. Students can use their Yeti Coins to purchase a new Yeti by clicking on the Yeti Coins in their progress bar.



Green gems: Books

This screen in the My Progress area shows students the collection of books they have read. Students can proudly watch their library grow, and they can reread any book whenever they want.

Blue gems: Words

Students can review all of the new words they have learnt, organised per Peak. This is ideal for revision and for building confidence. Students can feel proud of their achievements.

Pink gems: Sounds

In the My Progress area, students can keep track of the letters and sounds they have learnt. They can also replay the videos to watch and enjoy at any time.

Review Peak Progress

This screen lets students see an overview of their progress. It records their average score for End of Peak Quizzes, as well as the total number of sounds and words learnt, and books read. Results are displayed in a simple, colourful format for students to easily understand.



Yeti shop and coin count

Yeti is the core character in Fast Phonics. Students can use the Yeti coins they have earned to buy a different Yeti. The special purple Yeti is the most exclusive upgrade!

Logout button

Student's Yeti

Student's can purchase different Yetis from the Yeti Shop.

Play

Enter their current peak.

Student's Yeti Cave

Students earn different cave upgrades as they progress through Fast phonics.

Reading Eggs Getting Started Guide



Launching Reading Eggs

This section will walk you through the student view and covers the key areas of the program including what each area is used for and how it can be used to enrich learning and get the most out of Reading Eggs.

Encourage your students to explore the program independently using our Reading Eggs Scavenger Hunt on page 19!

Lessons

Reading Eggs contains 120 individual lessons. Once the child has completed their placement test, they will be taken to a map where their lesson begins. Each map contains 10 Lessons and ends with a quiz. Lessons are structured as follows:

- **Lesson Introduction**

Each lesson begins with an interactive animation where a new concept is modelled in way that is entertaining and educational before jumping into the activities.

- **Activities**

Students will be taken through a series of activities where content is presented in different ways so that children learn to use and apply each new skill in a variety of situations with a blended phonics approach.

- **eBook**

Each lesson ends with an eBook to reinforce the concept learned in the lesson and is an entertaining way to ensure the children understand what was covered in the Lesson. eBooks can be read independently or children can listen to the narration as they read along.

- **Critter Hatches**

Children are rewarded for their efforts with a critter that hatches from an egg and becomes part of their online collection. Each critter is unique and children will love watching the funny animation that introduces their new critter.



Reading Eggs Getting Started Guide



Launching Reading Eggs

• Reward

Children are rewarded with golden eggs on completion of every lesson and activity.

These golden eggs are added to their egggy bank and can be spent on items for their house or personal avatar by visiting the Plaza.

At the end of each map (10 lessons), children complete a quiz to assess what they have learned. If they pass, they are rewarded with a certificate and can move onto the next Map. We will cover rewards more on page 16.



Storylands

Storylands works similar to Lessons but with an emphasis on developing early reading comprehension while continuing to build upon reading and vocabulary skills. Students work through a series of 4 maps comprised of 5 Lessons each (140 activities total) in the land of Clinker Castle. Each Lesson ends with a story followed by a comprehension quiz. Storylands will open once the student has completed core Lesson 60. Storylands prepares students for Reading Eggpress, which focuses mainly on developing comprehension skills.



Spelling

The Spelling bank also works as a series of Lessons where children must crack through various vaults to progress their spelling skills to the next level. Each vault level is comprised of 8 Lessons and ends with a quiz. Students work to beat their best score and improve their overall average on the leaderboard. This section will open up once the student has completed core Lesson 40.



+TIP: Preview each Lesson and access teacher and student resources for teaching ideas, classroom activities and printable worksheets related to each Lesson for off-line learning extension.

Where: From your teacher console in the left navigation, select **Lessons** under Reading Eggs. At the top of the page toggle between Reading, Storylands or Spelling Lessons.

Reading Eggs Getting Started Guide



Launching Reading Eggs

Driving Tests

Driving Tests are a fun and engaging way for students to challenge themselves and get some extra practice. There are three test categories with 20 questions each: sight words, letters & sounds and content words. Once students get all 20 questions correct, they are rewarded with a 60 second racing game. Driving tests will open once the student has completed core Lesson 40.

For the educator, Driving Tests are a great way to differentiate learning in the classroom by assigning different tests to different students. They provide a clear picture of where individual students are at in their learning cycle. Within each domain, the tests progress through a continuum of standards-based grade-level skills.



My Program

This section provides an overview of what the student should be working on in the current week. The current Reading Lesson, Spelling Lesson and Driving Test can all be accessed from here.

Additionally, the program will automatically add four books (two fiction, two non-fiction) for the student to read based on where they're at in the program, ensuring students are practicing reading for fun and at the appropriate level. This not only saves time for the teacher but also saves the children from going to the Library where the choice can be overwhelming for early learners.



Reading Eggs Getting Started Guide



Student Engagement & Rewards

Reading Eggs motivates & engages students using a range of intrinsic and extrinsic rewards through game pedagogy. These areas can be found on the second row of the student console. The student console map details each of these sections on page 18.



Golden Eggs

Golden eggs are the Reading Eggs currency and are earned as students progress through their Lessons. Students can use their golden eggs in their egggy bank to buy items for their avatar or their house at the shops in the Plaza.

How to earn eggs

- Lessons: Between 14-32 eggs per complete lesson
- Skills (Spelling) Bank: 18-20 eggs per lesson
- Story factory: 40 eggs per completed book
- Puzzle park: 4 eggs per correct answer
- Driving test: 1 egg for each star collected



Avatar

Students can personalize their avatar by clicking on their avatar in the student console. This is a great place to get students started and excited about beginning the program. Later, once they've earned enough golden eggs, they can come back and add accessories they've purchased at the costume shop in the Plaza.



House

Each student has their very own house to decorate with items purchased at the furniture shop in the Plaza. Children take great pride in their homes and what they've been able to purchase.



Reading Eggs Getting Started Guide



Student Engagement & Rewards

Plaza

The Plaza is home to Fig Tree Furniture shop and the Costume Shop. Children love customizing their house and avatar and being able to show their friends and parents. They're motivated to earn more eggs (by completing lessons) or save up so they can purchase big ticket items, like a hot tub!

Every month there is a new Monthly Special selection of items to buy for their house or their avatar - special limited editions, encouraging students to earn more eggs every month.



Certificates

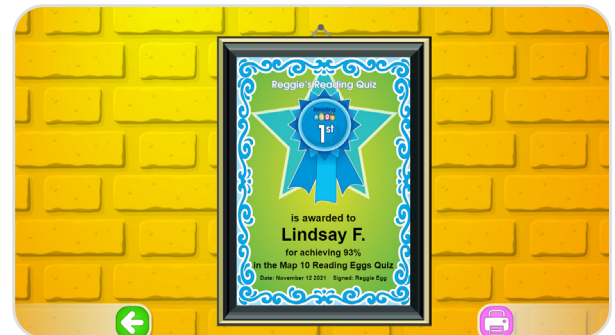
Certificates are earned in the quiz at the end of each map. Each quiz has 15 questions. Earning certificates takes time and requires a lot of hard work which should be celebrated.

How to earn certificates

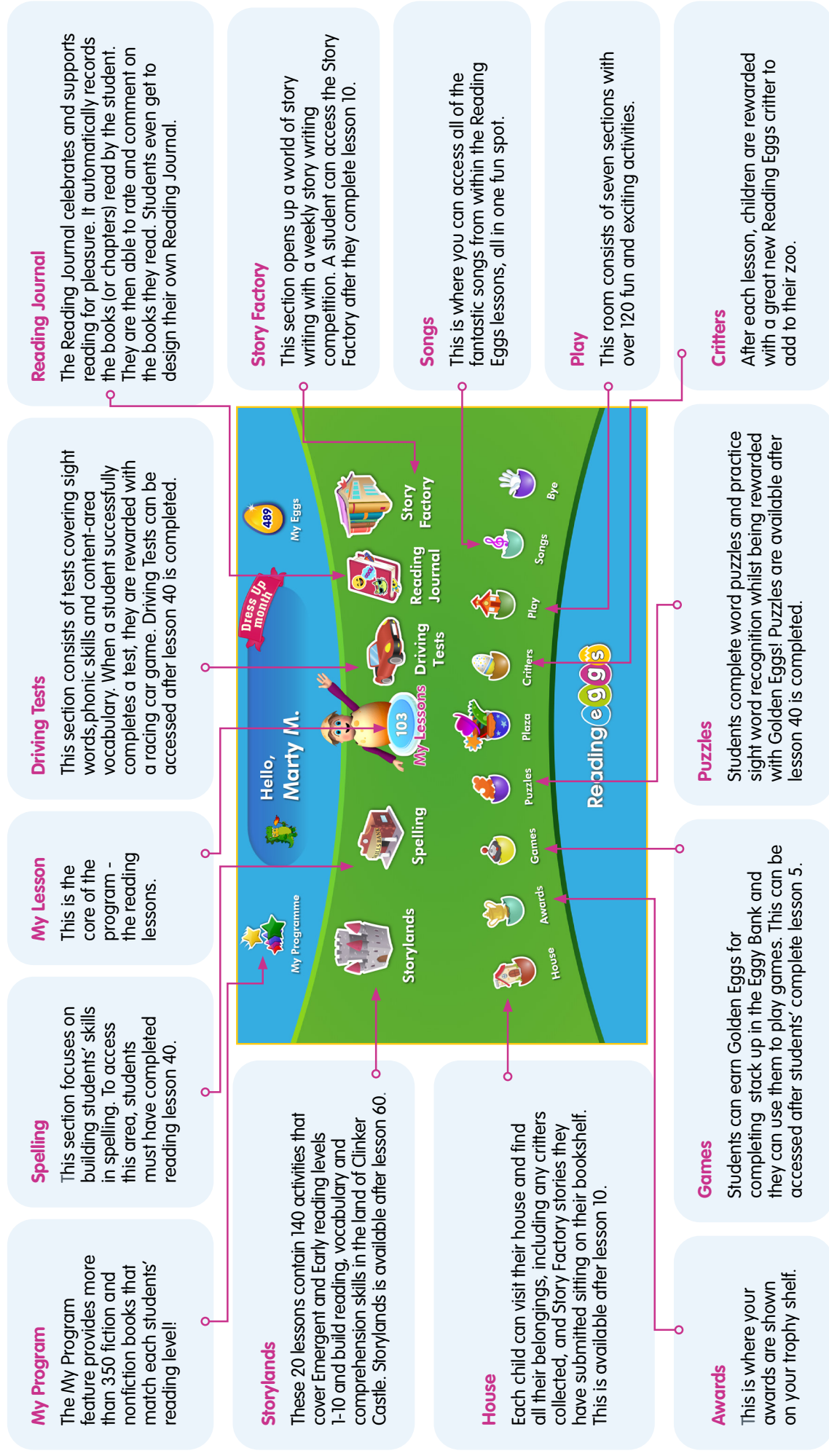
- Gold: answer 14 questions correctly
- Silver: answer 12 questions correctly
- Bronze: answer 11 questions correctly

Print off certificates to pin up in the classroom, send home or hand out during school events. Students can return to previously completed end of map quizzes and redo them, aiming for a higher score and a new certificate.

Certificates are displayed in the **Awards** section in the student console and on the awards shelf in each student's house.



Student Console Map

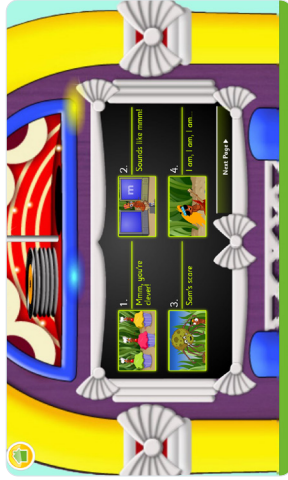


Reading Eggs Scavenger Hunt

Find each area of Reading Eggs and check off as you go!



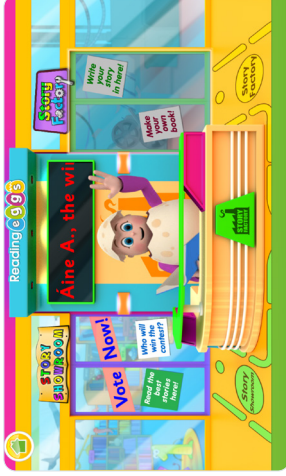
Click My lessons and complete your placement test or start one of the activities.



Listen to one of your songs



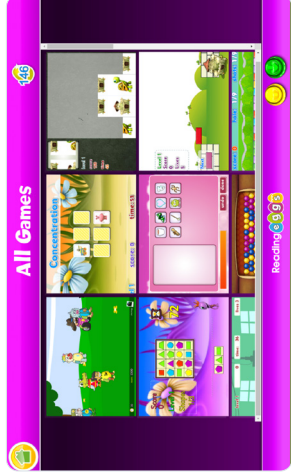
Explore the Plaza



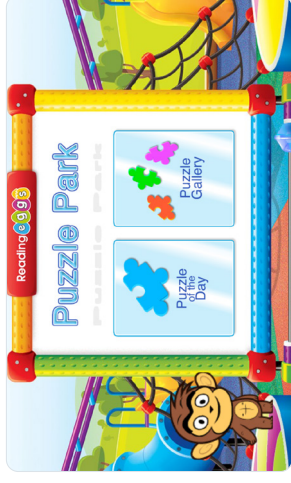
Explore Story Factory

What is your favourite part of Reading Eggs?

Try a spelling test



Click Games and choose a game to play



Complete a puzzle

Reading Eggs Getting Started Guide



Launching Reading Eggspress

Reading Eggspress is geared towards students who have mastered basic reading skills and are ready to continue their literacy journey into reading comprehension, developing fluency and reading for fun. We'll take you through the student view and key areas of the program. The structure is very similar to Reading Eggs but has a more mature theme to appeal to older children.

Encourage your students to explore the program independently by sending them to the Targets section in the student console. Early targets introduce the many features of the program.

Lessons

Reading Eggspress contains 220 individual lessons. Once the child has completed their placement test, they will be taken to a map where their lesson begins. Each map contains 5 Lessons and ends with a quiz. Lessons are structured as follows:

- **Lesson Introduction**

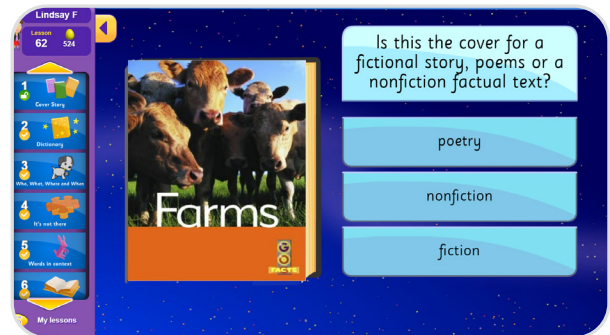
Each lesson has a comprehension strategy focus and begins with an interactive animation of students discussing a new concept before jumping into the activities.



- **Activities**

Activities put the concept into practice. There are many consistent activity types across each lesson. Some of these include:

- **Cover Story:** students make predictions on what a story is about based on its cover
- **Dictionary:** students choose a dictionary word to study
- **Words in context:** the chosen dictionary word is studied in context
- **Compare & contrast:** students read a paragraph and must identify what is the same & what is different
- **It's not there:** students identify words with objects in a picture and must find the missing object
- **Keywords:** students identify the word with its meaning
- **Reading:** students read a short passage then answer 10 multiple choice questions to test various literacy concepts & their own knowledge of the subject
- **Who, what, where, when:** students must find the facts
- **Main idea & details:** students must identify the main idea & supporting details from a paragraph.



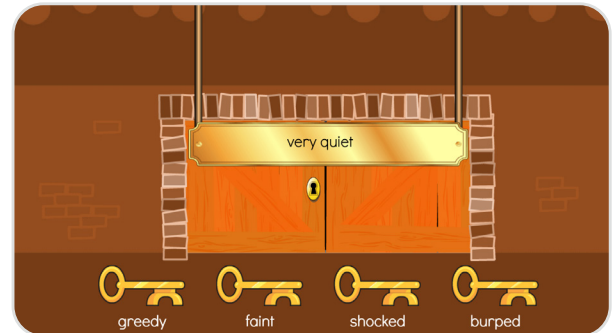
Reading Eggs Getting Started Guide



Launching Reading Eggspress

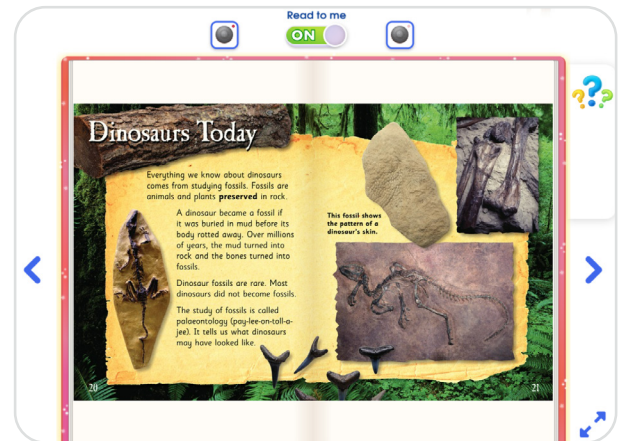
- **Quiz**

Students read a short passage of text and then complete a quiz based on the text. Successful completion of the quiz with a score of 80%+ is rewarded with a collect-able Trading Card.



- **Map Chapter Book**

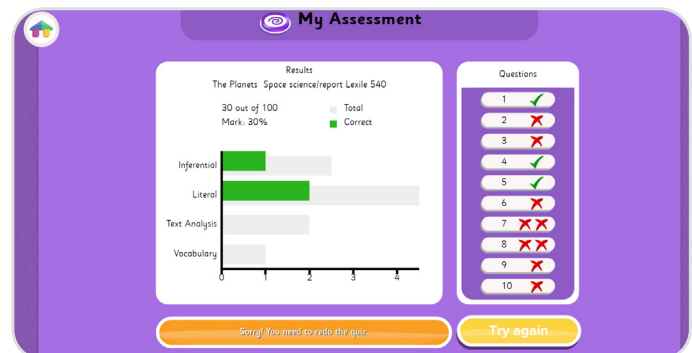
Each Lesson ends with a chapter from a book related to the theme on the Map. Reading the chapter and completing the short quiz unlocks special interactive features on the map.



Assessments

Once students have completed all Lessons on the Map, they must complete a final assessment before they can move on to the next Map. In the assessment, students are presented with a piece of writing and must answer a series of 10 multiple choice questions to test their comprehension. Students must score at least 8/10 before they can move on to the next Map.

Assessments (and all activities in Lessons) can be repeated to improve their score.



Reading Eggs Getting Started Guide

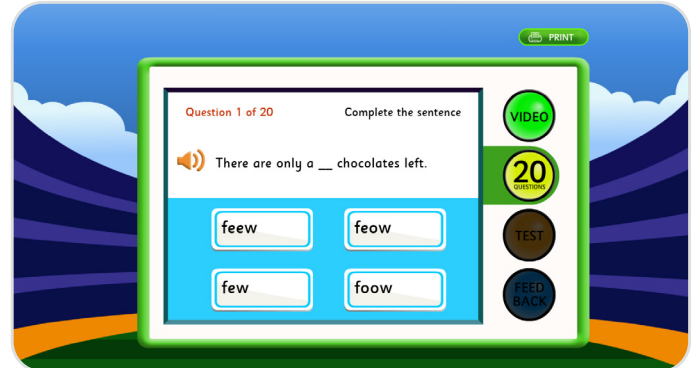


Launching Reading Eggspress

English Skills (Spelling)

The English skills section contains 216 engaging spelling lessons students will love. It contains a combination of videos, interactive activities and reward-based games. Each Lesson contains an introduction video, 20 activity questions, a test and feedback on words spelled incorrectly. Students must then practice the words spelled incorrectly before they can progress to the next Lesson.

There are also 432 printable worksheets for off-line learning or paper-based homework assignments.

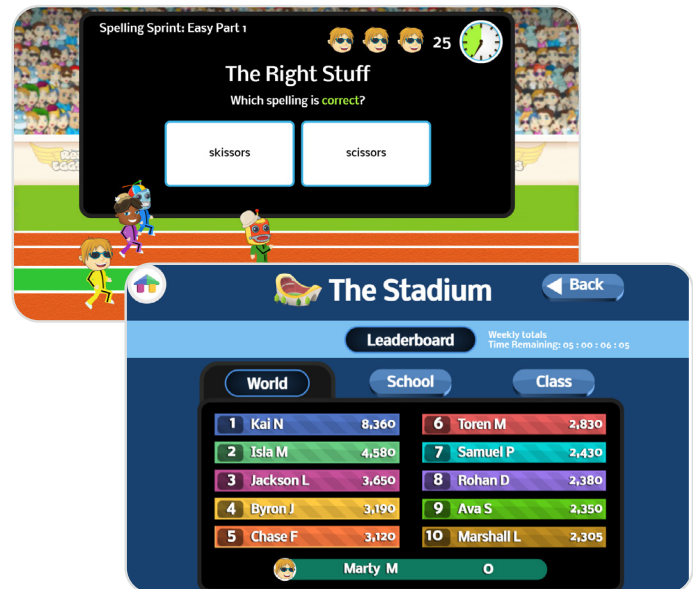


Stadium

The Stadium is a play area where students can compete against their class, their school, the computer or students across the world in 4 areas:

- Spelling
- Grammar
- Vocabulary
- Usage

Students can check the Leaderboard to see how their peers are scoring and engage in some friendly competition. They can also check their own stats and try beating their highest score.



+TIP: Preview each Lesson and access teacher and student resources for teaching ideas, classroom activities and printable worksheets related to each Lesson for off-line learning extension.

Where: From your teacher console in the left navigation, select Lessons under Reading Eggspress. At the top of the page toggle between Reading or Spelling Lessons.

Reading Eggs Getting Started Guide



Student Engagement & Rewards

Reading Eggspress has been developed with many intrinsic motivators. Students at this age and reading level still enjoy purchasing items for their avatar and apartment but are also increasingly motivated by reward, recognition, competition and achievement.

Golden Eggs

Golden eggs are the Reading Eggspress currency and are earned as students progress through their Lessons and read books in the Library. Students can use their golden eggs in their egg bank to purchase items at the Mall or play games in the Arcade.

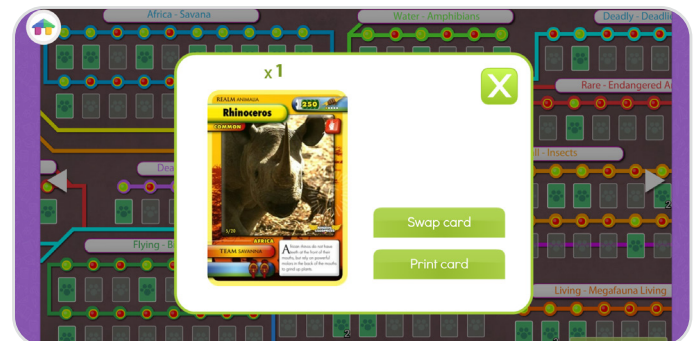
How to earn eggs

- **Lessons:** 10 eggs per activity
- **Library:** Each book states how many eggs can be earned once students have read the book and completed the quiz with a minimum of 80% correct answers



Trading cards

Students earn trading cards when they complete a quiz. Trading cards can also be purchased at the Mall or swapped with other students to build their collections. Students enjoy building their collection in each of the six trading card categories. They can view their trading cards in their apartment.



Medals, Medallions & Trophies

These are awarded at the end of a Lesson quiz and are based on eggs earned in a week and build upon as more medals are earned. This encourages students to stay active in the program each week by completing their Lessons and reading Library books.

How to earn

- Gold trophy: 3 silver medallions
- Silver medallion: 5 bronze medals
- Bronze medal: 1,000 eggs (a week)

These awards are displayed in the **Trophy Room** accessed through the student console or through the student's apartment. They require a lot of effort from the student to earn and should be celebrated. Certificates showing the type of medal earned can be printed off to hand out in classrooms, send home or hand out during school events.




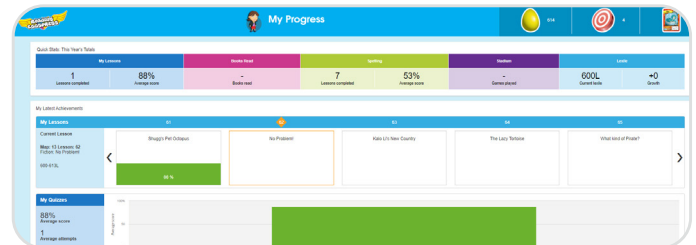
Reading Eggs Getting Started Guide



Student Engagement & Rewards

My Progress

Students can track their own progression, scores and achievements. They can see overall what Lessons they've completed, average scores within the core and spelling Lessons, targets hit, trophies earned, trading cards collected, reading level and reading growth. They can drill down further to see results from individual Lessons and quizzes. They can also track how many more eggs they need to earn in the week to be rewarded with a Trophy.



Journal

The Reading Journal celebrates reading milestones and rewards students for the number of days they've been readers, either by reading a chapter or a complete book. When the student reaches a milestone, they receive a virtual sticker pack, a certificate, and a motivational reading poster. Students reach milestones when they read for 5, 10, 15, 20, 25, 30, 40, 50, 60, 70, 80, 90, 100, 125, 150, 200, 250, 300, and 350 days. Your students' Reading Journal is automatically updated with books read and they can even choose their cover and themes each month!



Mall, Apartment & Avatar

Students enjoy personalizing their avatar with different looks and accessories. Each student also has their very own apartment which they can decorate or even work to upgrade the view from their balcony.

Items for their avatar and apartment can be purchased at the Mall with golden eggs earned in the Lessons. They can also purchase trading cards to add to their collection or pets to keep at their apartment.





Student Console Map

My Progress

Students very own self-progression hub. Students can track progress across core lessons, as well as review achievements.

Stadium

Children practise their spelling, grammar and vocabulary fluency in timed games against different opponents from around the world.

My Lessons

220 structured comprehension lessons designed to teach a range of comprehension strategies, and increase in difficulty as children progress. The lessons use a **balance of carefully levelled literature and non fiction texts**, and include pre-reading activities, interactive quizzes and exciting rewards like trading cards and golden eggs.

Reading Library

Your students' digital library of 3,500+ reading levelled books. The wide range of library titles include illustrated chapter books, full colour nonfiction books and a range of classics. Shorter, easier books include a quiz at the end of the title, to ensure comprehension of the text. Whilst chapter books in the library have a 6-question quiz presented at the end of each chapter.

English Skills

The English Skills section includes 216 spelling lessons, which teach children to spell while improving reading, writing and comprehension skills, using a combination of videos, interactive activities, rewards-based games, and 432 printable worksheets (2 per lesson).

Mall

Lets go shopping! As students earn Golden Eggs for completing activities, they can spend it at the Reading Eggspress mall. Purchasing items for their apartment and avatar or getting those last trading cards!



Reading Journal

The **Reading Journal** celebrates and supports reading for pleasure. It automatically records the books (or chapters) read by the student. They are then able to rate and comment on the books they read. Students even get to design their own Reading Journal.

Arcade

Don't let the funky music distract you. At the Reading Eggspress Arcade students spend their Golden Eggs to unlock additional learning games such as Puzzle Parrot and Word Machine.

Apartment

You students' sweet digital pad. The apartment is a shrine to reading progress. Students can view their earned trophies, all the cards they've collected, as well as decorate rooms with furnishings from the Mall and update their Avatar.

Targets

Targets are one of the ways we encourage children to fully explore the **Reading Eggspress** world. Early Targets introduce the many features of the program while later ones reward concentrated effort.

Trophy Room

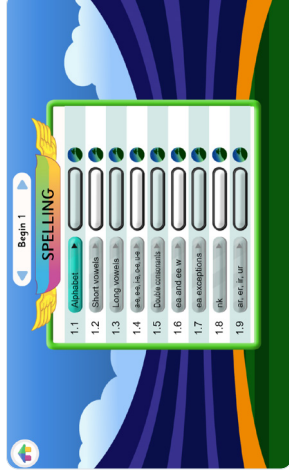
Students can view their trophies earned and print certificates.

Reading Eggspress Scavenger Hunt

Find each area of Reading Eggspress and check off as you go!



Complete one of your lessons



Click English skills and practice your spelling



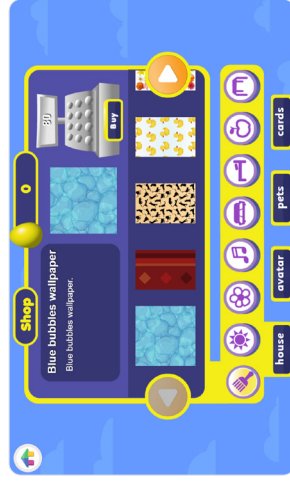
Click Stadium and choose a game



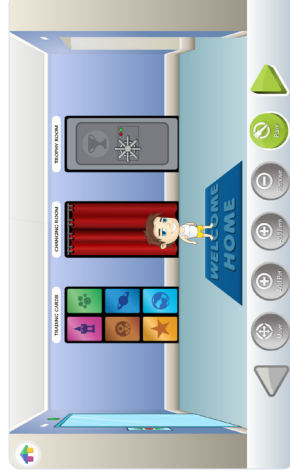
Click Library and select a book to read



Click Journal and select your cover and theme for your Reading Journal



Click Mall and start shopping



Click apartment and make it your own!



Click Arcade and choose a game to play

Reading Eggs Getting Started Guide

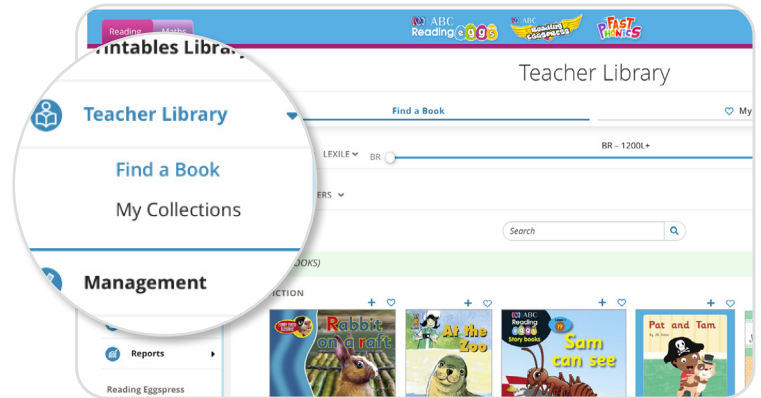


Teacher Library

The Library is home to over 3,500 books of varied reading levels matched to your local curriculum. To access the Library, simply click on **Teacher Library** in the left hand navigation.

Find a Book

Search & filter by genre, topic, reading level, fiction/nonfiction and more to easily find what you're looking for. You can read books directly from your Teacher Library to preview before you assign or share on the whiteboard and read together with your class.



My Collections

Create custom book collections for individual or student groups and share the collections with your students. Shared collections will appear in the Student Library as a collection from their teacher. Research shows that giving children choice over the books they read helps them to develop a habit of reading for pleasure. This feature is great for classroom topic work, guided reading or book clubs.



Reading Eggs Getting Started Guide

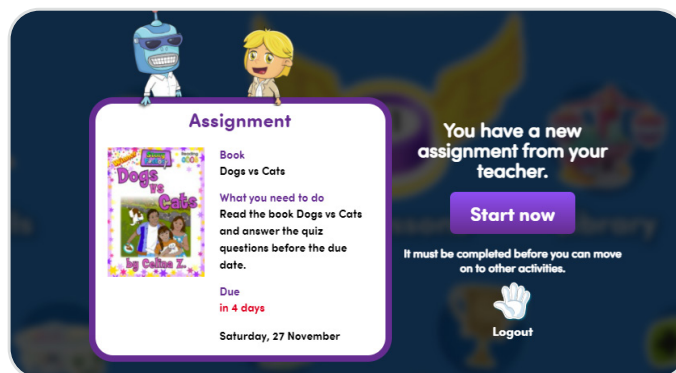


Student Library

Students can access the Library through the Reading Eggspress student console or through the 'My Programs' page. Library books can either be assigned or shared with students/ groups of students as a collection.

- Shared collections will appear on the Library desk and are optional reading.
- Assigned books will appear as a pop-up when the student logs into Reading Eggspress. Assigned books must be read before the student can use other areas of the program.

Creating and managing assignments is covered on page 29.



Students can browse all 3,500 library titles by topic, add books to their own personal library shelf to read later, and even book mark the page they've left on to come back later.

Reading Eggs Getting Started Guide

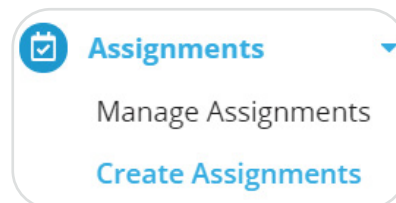


Assignments

Creating and managing assignments works the same in both Reading Eggs and Reading Eggpress.

Create Assignments

Teachers can create assignments for individuals, groups or the whole class – within a specified time frame – and then see progress as students complete the activities. Students are locked into the activity until they have completed it, or the teacher expires the task.



Step 1: Select Students

- Use the check boxes to select individual student(s) or **Select all** for a group assignment.
- You can also use the drop downs to filter students by class and year.

Select all	First Name	Last Name	Year	Classes
<input checked="" type="checkbox"/>	Alfie	Awesome	4	Mrs Fisher's Class
<input checked="" type="checkbox"/>	David	Fisher	4	Mrs Fisher's Class

Step 2: Set time frame

- Select which day you'd like students to receive the assignment and set the due date.
- After setting the start date, you can set the duration and the due date will automatically populate.

Step 3: Choose an activity

Choose one of the following activities types to assign and the specific Lesson or book.

Reading Eggs:

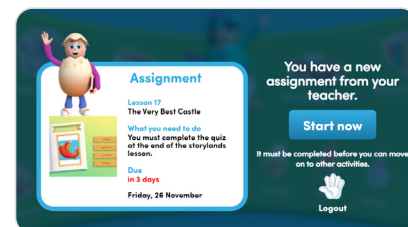
- Reading Lesson
- Spelling Lesson
- Storylands Lesson
- Driving Tests Lesson

Reading Eggpress:

- Comprehension Lesson
- Spelling Lesson
- Library Book

Step 4: Assign!

Review the assignment details and click **Create this assignment**. And that's it! The next time your student logs in, they will be prompted to complete their assignment(s) before they can move on to other activities.



Reading Eggs Getting Started Guide



Assignments

Manage Assignments

Use this section to track student progress with the assignment, change the due date or expire it. You can also create assignments from this screen by selecting **+Create a New Assignment**. Results from assignments are also available in the **Reports** section covered on page 31.



Assignments

Manage Assignments

Create Assignments

Current Assignments		Past Assignments	My Pupils	All Pupils	+ Create a New Assignment		Print
Assignment Title	Assigned by	Start Date	Due Date	Assignment Status	# Pupils Completed	Average Score %	
Dogs vs Cats	Me	Mon, 22 Nov 21	Sat, 27 Nov 21	COMPLETED ✓	1 / 1	90%	
Comprehension Lesson 32	Me	Mon, 22 Nov 21	Sun, 28 Nov 21	ACTIVE	0 / 2	-	Edit
Fish for kit	Me	Sun, 21 Nov 21	Mon, 29 Nov 21	COMPLETED ✓	1 / 1	100%	

To change the due date or expire the assignment, click **Edit**, then either adjust the due date or click **Expire Assignment**.

Current Assignments		Past Assignments	My Pupils	All Pupils	+ Create a New Assignment		Print
Assignment Title	Assigned by	Start Date	Due Date	Assignment Status	# Pupils Completed	Average Score %	
Dogs vs Cats	Me	Mon, 22 Nov 21	Sat, 27 Nov 21	COMPLETED ✓	1 / 1	90%	
Comprehension Lesson 32	Me	Mon, 22 Nov 21	Sun, 28 Nov 21	ACTIVE	0 / 2	-	Close
Edit details							
Edit start date		Edit due date					
22/11/2021		28/11/2021		Expire Assignment			
Save changes							
Fish for kit	Me	Sun, 21 Nov 21	Mon, 29 Nov 21	COMPLETED ✓	1 / 1	100%	

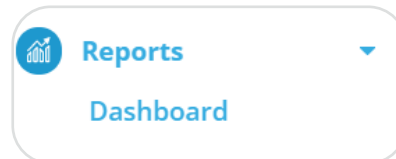
Reading Eggs Getting Started Guide



Reports

The Reports section of each program area provide a summary of usage, lessons completed, scores, certificates/awards earned and time on task.

This data can be viewed as an entire school, class or at the individual student level. It can also be isolated to a specific date range (ideal for seeing what your students have completed in a given week or comparing MoM progress), viewed in table or chart format, and can easily be exported into a CSV file for data manipulation.



Dashboard

The best way to see a quick snapshot is through the results **Dashboard** in each program.

To view these results at the student level and export the data:

- Filter for your class in the top navigation bar
- Click **Table view**
- Click **Export as**, then **CSV**

Pupils					Reading Lessons			Map Quizzes		Initial Lexile	Highest Lexile	Lexile Growth	Driving Tests		Books Read
First Name	Last Name	Classes	Teacher	Year	Initial Lesson	Highest Lesson Completed	Total Completed	Number of Attempts	Average Map Quiz Score				Tests Mastered	Total Attempts	
Totals					-	-	11	3	64%	280	320	40	3	7	12
Alfie	Awesome	Mrs Fisher's Class	Mrs Fisher	4	-	-	0	-	-	-	-	-	-	-	-
Marty	Mathletics	Mrs Fisher's Class	Mrs Fisher	2	105	120	11	2	50%	280	320	40	1	3	12
Hermione	Granger	Mrs Fisher's Class	Mrs Fisher	Rec	-	-	0	-	-	-	-	-	-	-	-

You can also click on any student's name to see their individual dashboard and export as a CSV.

Other reports

Further reporting is available for each program area, such as driving tests, books read, spelling and much more! You can find all available reports in the **Reports** drop down under each program.

These reports can be filtered and exported in the same way as the **Dashboard** report.

Lexile Levels and Growth		Certificates Earned	
Highest Lexile Completed	Lexile Growth	Gold	Silver
320	+40	1	0
Reading Lessons		Map Quizzes	
Progress		Progress	
Initial lesson	105	Number of Quizzes Taken	1
Highest lesson	120	Average End-Of-Map Quiz Score	50%
Total Lessons Completed	11	Total Attempts	2
Placement Tests		Recent Activity	
There is no data to display		Score	
Recent Activity		Driving Tests	
Lesson 105 - blends		Detailed pupil progress	
Lesson 120 - the sound by		Sight words	Letters and sounds
Lesson 119 - verbs		Content words	Total tests mastered
Lesson 118 - the sound or		0	0
		1	1
		Recent Activity	
		Score	



CERTIFICATE OF ACHIEVEMENT

'Eggceptional' Reader

Presented to

For a **cracking effort** in Reading Eggs





CERTIFICATE OF ACHIEVEMENT

'Eggceptional' Reader

Presented to

For a **cracking effort** in Reading Express





CERTIFICATE OF ACHIEVEMENT

‘Eggceptional’ Reader

Presented to



For a **fantastic effort** in **Fast Phonics**





CERTIFICATE OF ACHIEVEMENT

Top Class

Presented to

For a fantastic effort in Fast Phonics





**FAST
PHONICS**

Reading
eggs

CERTIFICATE OF ACHIEVEMENT

Top Teacher



Presented to

For a **fantastic effort** in **Fast Phonics**



Reading eggs