

New! Teacher Library

We surveyed hundreds of teachers about the **Reading Eggs** and **Eggspress Library** of 3000+ titles. Teachers love the excellent quality and variety of the books, the read aloud audio for K-2 books and the comprehension quizzes.

Teachers wanted the Library to be easier to use, with three key requests.

- ✓ I want to be able to search for books using my preferred leveling system.
- ✓ I want to easily group books into collections.
- ✓ I want to be able to share these collections with my students. The **NEW Teacher Library** provides teachers with these much requested features.

1 Choose a text leveling system.

Find a Book

FILTER BY: READING LEVEL ^

- ☒ Reading Level
- ☐ Lexile
- ☐ RR Level
- ☐ F&P: A-Z
- ☐ Reading Age
- ☐ Year Level

2 Choose a text level range.

Reading Level 3 (50 BOOKS)

FICTION

+ ♥

Phase 2 Book 2

Sara Leman
Illustrated by Molly Sage

NONFICTION

3 Add books to your collections.

The Lion and the Mouse

+ CREATE NEW COLLECTION

Add to most recent collection:

Cats for Christmas	1 Book
--------------------	--------

Add to existing collection:

Cats for Christmas	1 Book
Clowns	1 Book
Funny Stories	9 Books
Levelled readers 1-4	6 Books
London books	2 Books
Plant Topic Box	6 Books
Poetry	29 Books
Purple Story Collection	10 Books

4 Share a collection of books with your students.

How to Access and Use the Teacher Library

Access the new **Teacher Library** from the **Teacher Dashboard**.

The screenshot shows the Teacher Dashboard interface. On the left, a navigation menu lists various options: Home, Teacher Toolkit, Printables Library, Teacher Library (highlighted with a pink arrow), Find a Book, My Collections, Management, Reading Eggs, Lessons, Assignments, Reports, Reading Eggspress, and Fast Phonics. The main content area displays a welcome message for 'teacher_au teacher' and several interactive buttons for Reading Eggs, Reading Eggspress, and Fast Phonics. Below these, there are sections for 'Manage assignments' and 'Reports'.

Go to **Find a Book** to search the Teacher Library.

1 Choose your preferred text leveling system.

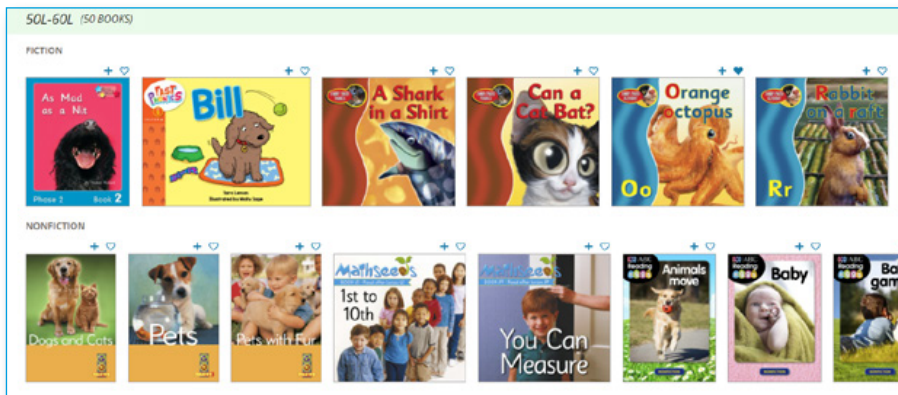
You can now sort by Reading levels 0–34, Lexile Levels, Reading Recovery Levels, F&P: A–Z, Reading Age or Year Level.

The screenshot shows the 'Find a Book' interface within the Teacher Library. A dropdown menu is open, displaying various filtering options: Reading Level (selected), Lexile, RR Level, F&P: A-Z, Reading Age, and Year Level. The background shows a search bar, a 'Pink - Black' color toggle, and a row of book covers including 'The Play', 'Can Dom Tip Tom?', 'Hot dog', 'In the T...', 'Pam and Sam', and 'Pat and Tan'.

2 Toggle the bar to the text level range that you're looking for.

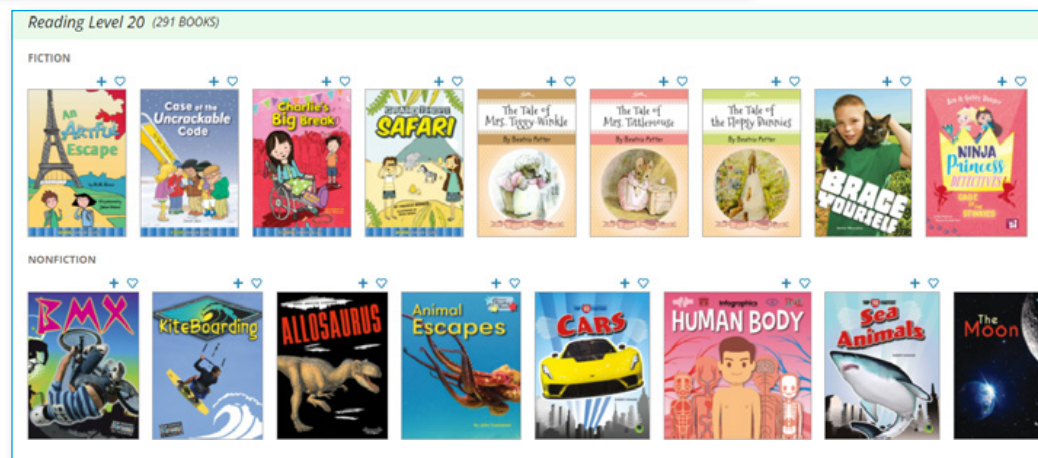
The screenshot shows the 'Find a Book' interface with the 'Book Band' filter bar. The bar is set to 'Pink - Black' and includes a search bar and a 'My Collections' link. The background shows a row of book covers.

- 3 Each level shows a shelf of fiction titles and a shelf of nonfiction titles.
Use the arrow to scroll to more titles.

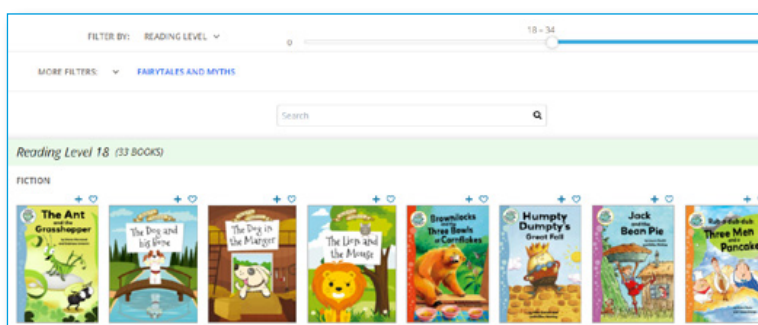


At Lexile level 50-60, there are a total of 50 titles. (Number of titles may change. We are constantly adding more books to the library.)

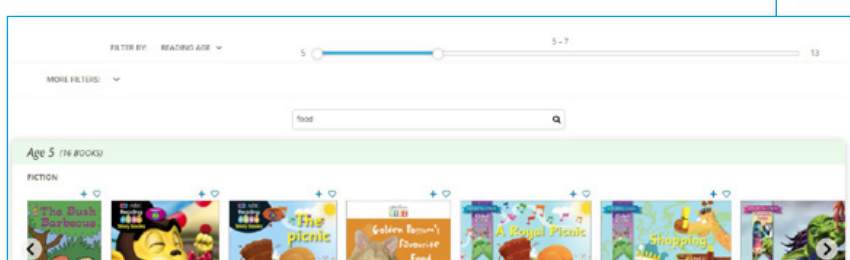
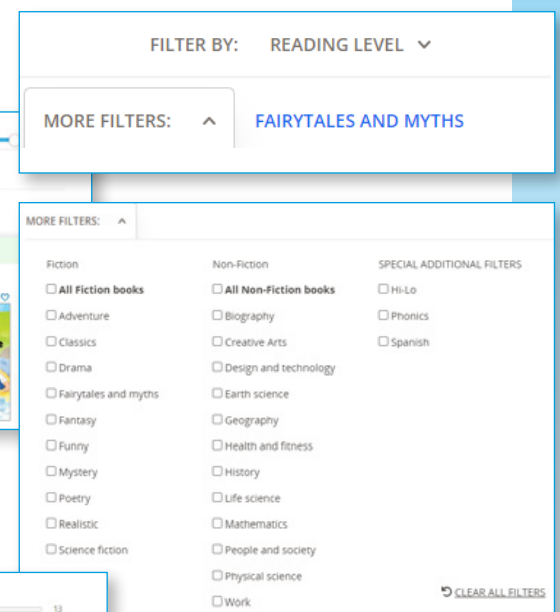
Reading level 20 has a total of 267 books.



- 4 Select **MORE FILTERS** to refine your search.
Refined search for level 18+ Fairytales and Myths.



Select the **blue cross** to clear the Search field.
Select **CLEAR ALL FILTERS** to clear the MORE FILTERS field.

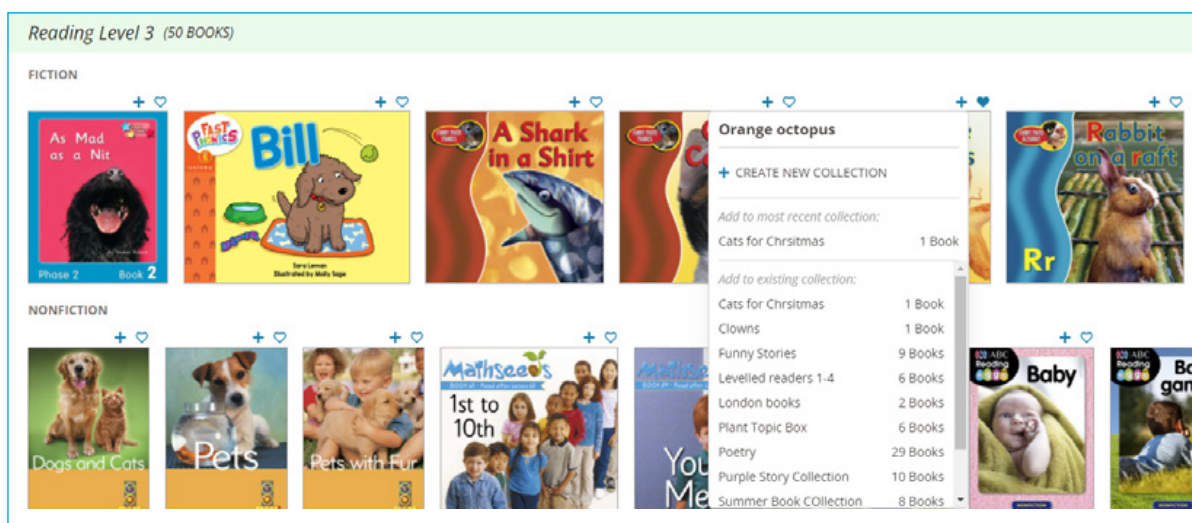


Use the search bar to refine your search.

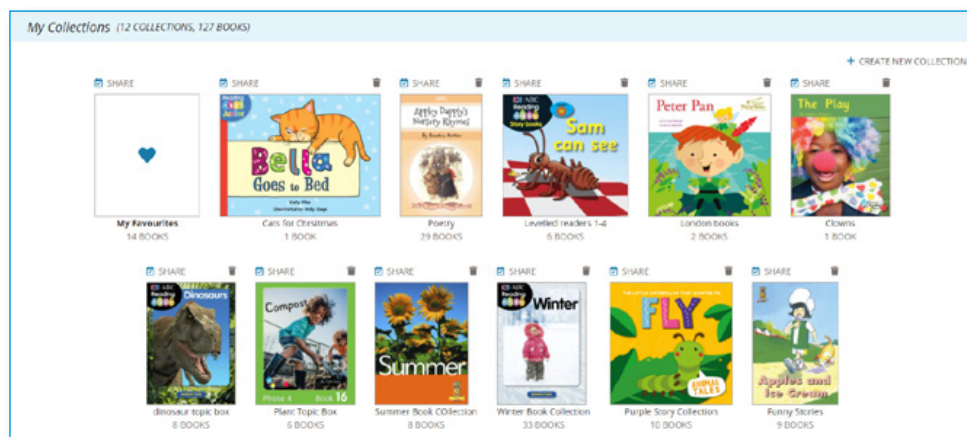


- 5 Click on a cover to see more information about the book. Details include a book description, text levels, number of pages, word count, and whether this book has read-aloud audio. From here you can also read the book as it appears in the library.

- 6 Choose the heart to add this book to your favourites. Choose the addition sign to add the book to one of your collections.




Name your collection.



- 7 Share a collection.

To share a collection, go to **My Collections**. Select the **SHARE** button. Choose the students you wish to share the collection with. Sharing a collection is different than setting a book assignment. Students can finish reading a book and it will remain in their collection. Shared books will disappear from their shelf after 7 days. For example, you can share books for a science project. These books will remain available for students to access for 7 days.



What do your students see?

When a student enters the library, they will see a new pile of books on the desk, labelled **Your Books**.



Clicking on **Your Books** takes children to the books that their teacher has chosen to share with them.

