



Lesson Idea: Writing with Reading Eggs

Stage 1 (Year 2) - English

Lesson Objectives

- ✓ Students will explore and respond to an Informative text - Reports.
- ✓ They will extend their vocabulary and research language features.
- ✓ Students will jointly, then independently construct a piece of writing. They will edit and publish their work.

Suggested Duration



Unit Duration: 90 minutes (over two lessons)

Lesson Outcomes



ACELY1673 write legibly and with growing fluency using unjoined upper case and lower case letters



ACELY1672 reread and edit text for spelling, sentence-boundary punctuation and text structure






ACELY1671 create short imaginative, informative and persuasive texts using growing knowledge of text structures and language features for familiar and some less familiar audiences, selecting print and multimodal elements appropriate to the audience and purpose








ACELY1674 construct texts featuring print, visual and audio elements using software, including word processing programs

Lesson Idea: Writing with Reading Eggs Stage 1 (Year 2) - English

Content	Resources
 <p>Getting Started</p> <p>Discuss with the students the purpose of an Information Report: to present information about something. Students copy the text from the poster (either printed or displayed around classroom or from the IWB).</p>	K-2 - Posters - Writing Nonfiction – Information Reports
 <p>Activity</p> <p>Share an Information Report with students, relating the text to the purpose – to present information. Listen to the audio and point out the table of contents, glossary, headings, paragraphs and the use of graphics.</p>	Big Books – Level 11 – The Planets (or equivalent)
 <p>Teaching Tips</p> <p>Remind students about the purpose of an Information Report. Point out the structure (grouped facts about things). Using the resources, select Purpose then Next to Report Structure. Allow students the opportunity to decide the best opening statement for an information report.</p>	Report tab under K-2 Teaching Resources – Targeting Information Writing
 <p>Discussion</p> <p>Discuss with students that Information Reports are organised to include a general statement identifying the subject (from the previous example that, 'Bananas are a popular tropical fruit.' Suggest that possible paragraphs may include features (physical appearance), health benefits or reasons why people eat bananas, what conditions are needed for bananas to grow etc.</p>	
 <p>Teaching Tips</p> <p>Read another example of an Information Report: <i>Owls</i>. Point out purpose, structure and grammatical features.</p>	
 <p>Activity</p> <p>Provide a print out of the text (<i>Owls</i>) and ask students to highlight the nouns with one colour and the verbs with another colour.</p>	
 <p>Teaching Tips</p> <p>Revise what Nouns are and have students complete Worksheet 1: Nouns and Common Noun.</p>	K-2 – Teacher Notes with Student Worksheets – Select Noun.

Lesson Idea: Writing with Reading Eggs Stage 1 (Year 2) - English

Content	Resources
 <p>Activity</p> <p>Focus on organizing information by displaying a Graphics Organiser on Planes. Point out common nouns and that each idea is bundled together.</p>	<p>Report tab under K-2 Teaching Resources – Targeting Information Writing.</p>
 <p>Teaching Tips</p> <p>Jointly construct an Information Report on Pelicans. Brainstorm with students what they know about pelicans. Prompt students to classify pelicans as part of the bird family, their appearance, behaviour, habits and breeding. Organise the information then use this to construct a piece of writing. Point out the nouns and verbs as well as the structure.</p>	<p>Photos / pictures of pelicans.</p>
 <p>Discussion</p> <p>Decide with students a possible topic to write an information report on, with a partner. For example, a type of animal they are familiar with. Brainstorm nouns and verbs specific to the animal and use these words to compile a list of spelling words that will be used in the information report.</p>	
 <p>Activity</p> <p>Pair construction: Students work in pairs to construct an information report on an animal.</p>	<p>Writing scaffold: K-2 Teaching Resources – Writing non-fiction - Scaffolds.</p>
 <p>Activity</p> <p>Students edit each other's work prior to publishing using Microsoft Word and using appropriate photographs or clipart, to supplement the text.</p>	<p>Laptop / Desktop computers</p>



3P Learning Pty Ltd
Level 18, 124 Walker Street, North Sydney, NSW 2060 Australia
Email: support@3plearning.com | www.3plearning.com

