

Dear Parent or Guardian,

Your child has take-home access to Reading Eggs/Eggspress, a highly engaging and personalized reading resource that makes learning to read fun for kids. They simply sign-in using any compatible computer or mobile device.

Fast Phonics is designed for students who are learning to read using systematic synthetic phonics as the key strategy, helping them to sound out words. Children explore peaks, full of fun activities and decodable reading books, along with the yeti and friends.

Reading Eggs makes learning to read interesting and engaging for kids, with great online reading games and activities. Children love the games, songs, golden eggs and other rewards which, along with feeling proud of their reading, really motivate children to keep exploring and learning.

Reading Eggspress is designed for the older readers and provides them with a **unique and effective learning environment** where they can improve their **English language and comprehension** skills in a way that is both exciting and relevant.

Sign into readingeggs.com with your child to start exploring now.

We have put together easy to follow resources to make using Reading Eggs at home as simple as possible for both parents/guardians and your children.

- 1 Student Console Maps
- 2 Top 8 tips for using Reading Eggs/Eggspress at home



Reading Eggs can be accessed on PC / Mac, and Android devices as well as windows tablets and Chromebooks. Download the free app to access Reading Eggs, out and about, on your phone.



Student Reading Eggs / Reading Express Login:

Fill out your child's login details sent by their teacher.

Username: _____

Password: _____

Sign in at: readingeggs.com





Student Console Map

My Program

The My Program feature provides more than 350 fiction and nonfiction books that match each students' reading level!

Spelling

This section focuses on building students' skills in spelling. To access this area, students must have completed reading lesson 40.

My Lesson

This is the core of the program - the reading lessons.

Driving Tests

This section consists of tests covering sight words, phonic skills and content-area vocabulary. When a student successfully completes a test, they are rewarded with a racing car game. Driving Tests can be accessed after lesson 40 is completed.

Reading Journal

The Reading Journal celebrates and supports reading for pleasure. It automatically records the books (or chapters) read by the student. They are then able to rate and comment on the books they read. Students even get to design their own Reading Journal.

Storylands

These 20 lessons contain 140 activities that cover Emergent and Early reading levels 1-10 and build reading, vocabulary and comprehension skills in the land of Clunker Castle. Storylands is available after lesson 60.

House

Each child can visit their house and find all their belongings, including any critters collected, and Story Factory stories they have submitted sitting on their bookshelf. This is available after lesson 10.

Awards

This is where your awards are shown on your trophy shelf.

Games

Students can earn Golden Eggs for completing stack up in the Eggy Bank and they can use them to play games. This can be accessed after students' complete lesson 5.

Puzzles

Students complete word puzzles and practice sight word recognition whilst being rewarded with Golden Eggs! Puzzles are available after lesson 40 is completed.

Story Factory

This section opens up a world of story writing with a weekly story writing competition. A student can access the Story Factory after they complete lesson 10.

Songs

This is where you can access all of the fantastic songs from within the Reading Eggs lessons, all in one fun spot.

Play

This room consists of seven sections with over 120 fun and exciting activities.

Critters

After each lesson, children are rewarded with a great new Reading Eggs critter to add to their zoo.





Student Console Map

My Progress

Students very own self-progression hub. Students can track progress across core lessons, as well as review achievements.

Stadium

Children practise their spelling, grammar and vocabulary fluency in timed games against different opponents from around the world.

My Lessons

220 structured comprehension lessons designed to teach a range of comprehension strategies, and increase in difficulty as children progress. The lessons use a **balance of carefully levelled literature and non fiction texts**, and include pre-reading activities, interactive quizzes and exciting rewards like trading cards and golden eggs.

Reading Library

Your students' digital library of 3,500+ reading levelled books. The wide range of library titles include illustrated chapter books, full colour nonfiction books and a range of classics. Shorter, easier books include a quiz at the end of the title, to ensure comprehension of the text. Whilst chapter books in the library have a 6-question quiz presented at the end of each chapter.

English Skills

The English Skills section includes 216 spelling lessons, which teach children to spell while improving reading, writing and comprehension skills, using a combination of videos, interactive activities, rewards-based games, and 432 printable worksheets (2 per lesson).

Mall

Lets go shopping! As students earn Golden Eggs for completing activities, they can spend it at the Reading Eggspress mall. Purchasing items for their apartment and avatar or getting those last trading cards!

Apartment

You students' sweet digital pad. The apartment is a shrine to reading progress. Students can view their earned trophies, all the cards they've collected, as well as decorate rooms with furnishings from the Mall and update their Avatar.

Targets

Targets are one of the ways we encourage children to fully explore the **Reading Eggspress** world. Early Targets introduce the many features of the program while later ones reward concentrated effort.

Trophy Room

Students can view their trophies earned and print certificates.

Reading Journal

The **Reading Journal** celebrates and supports reading for pleasure. It automatically records the books (or chapters) read by the student. They are then able to rate and comment on the books they read. Students even get to design their own Reading Journal.

Arcade

Don't let the funky music distract you. At the Reading Eggspress Arcade students spend their Golden Eggs to unlock additional learning games such as Puzzle Parrot and Word Machine.





Student Console Map

Green gems: Books

This screen in the My Progress area shows students the collection of books they have read. Students can proudly watch their library grow, and they can reread any book whenever they want.

Review Peak Progress

This screen lets students see an overview of their progress. It records their average score for End of Peak Quizzes, as well as the total number of sounds and words learnt, and books read. Results are displayed in a simple, colourful format for students to easily understand.

Blue gems: Words

Students can review all of the new words they have learnt, organised per Peak. This is ideal for revision and for building confidence. Students can feel proud of their achievements.

Pink gems: Sounds

In the My Progress area, students can keep track of the letters and sounds they have learnt. They can also replay the videos to watch and enjoy at any time.

Yeti shop and coin count

Yeti is the core character in Fast Phonics. Students can use the Yeti coins they have earned to buy a different Yeti. The special purple Yeti is the most exclusive upgrade!

Logout button

Student's Yeti

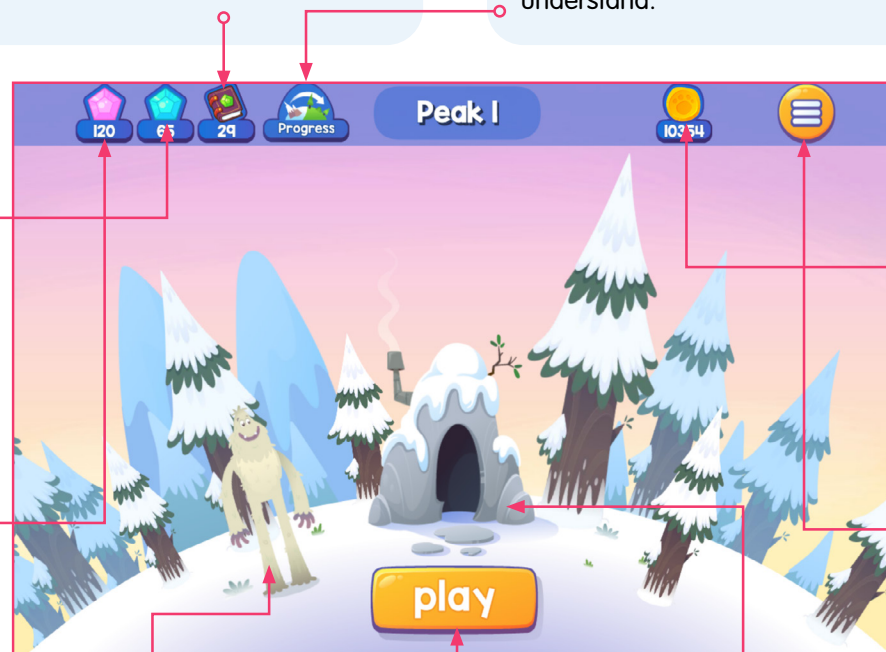
Students can purchase different Yetis from the Yeti Shop.

Play

Enter their current peak.

Student's Yeti Cave


Students earn different cave upgrades as they progress through Fast phonics.



Top Tips for using Reading Eggs to support your child's learning at home.

1

Make sure you have your child's Reading Eggs username and password.



2

Reading Eggs can be accessed on PC / Mac, and Android devices as well as windows tablets and Chromebooks. Download the free app, to use Reading Eggs on your smart phone, great for when you are out and about or on a long car journey.



3

Sign up for a free parent account linked to your child's account. You'll get to see the progress your child has made at school, and as you spend time at home on Reading Eggs, you'll see your child continue to make progress.




4

Encourage your child to earn Eggs by completing their 'lessons'. They can use their eggs to shop for their House or Avatar. Students will also earn 'Critters' to add to their zoo!




5

Visit the Reading Eggs Library with over 3,500 books. Use the age sliders and the search facility to help you choose a book. Remember to favourite it to save it to your own bookshelf. You can even write a review and rate the book.




6

Reading Eggs is full of great additional activities that make learning fun. In the **Play, House, Awards, Plaza, Games, and Critters** area, children will enjoy using their rewards to shop and play!



7

When you sign up to a parent account, you also have access to printables to support every lesson on Reading Eggs. Great for when you want something fun to do off-line.



8

Celebrate achievements and have fun! Certificates can be found in 'My Awards'. If you have access to a printer, print them off and display throughout the house. Have your child open the 'Songs' section to learn with music!




Top Tips for using Reading Eggspress to support your child's learning at home.



1

Make sure you have your child's Reading Eggspress username and password. Sign up for a free Parent Account linked to your child's account. Follow the steps at www.readingeggs.co.uk/linkschool



2

Reading Eggspress can be accessed on PC / Mac, and Android devices as well as windows tablets and Chromebooks. Download the free app, to use Reading Eggs on your smart phone, great for when you are out and about or on a long car journey.



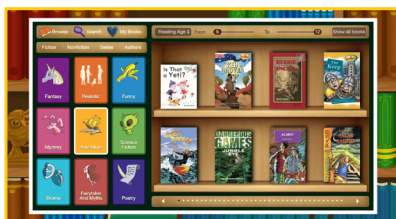
3

Keep the learning going. Your child will have started off on their **Comprehension Lessons** journey already and if not, then they can do so now. It's their individual learning pathway, developing the key comprehension skills required to becoming readers for life.



4

Search for a book in the library. With over 3,500 digital books in the Reading Eggspress library (each with their own end of chapter quiz), your child can search for subjects that they love!




5

A spelling lesson they'll love. Yes, I know it sounds weird, but the English Skills area contains hundred of engaging spelling lessons that your child will want to do –thanks to the fantastic combination of videos, interactive activities, and reward-based games that make up the area.


6

Enter into some Stadi-fun. Within the Stadium your child can practice their spelling, grammar and vocabulary fluency in timed games against different opponents from around the world.



7

Practicing reading off-line is important too! Look for an email from your child's teacher with printable worksheets or grab a book from the shelves!



8

Celebrate learning. Use the My Progress area to review all your child's achievements in the Reading Eggspress program. Celebrate the trophies they've earned, lessons completed, even how well they've done in spelling!

