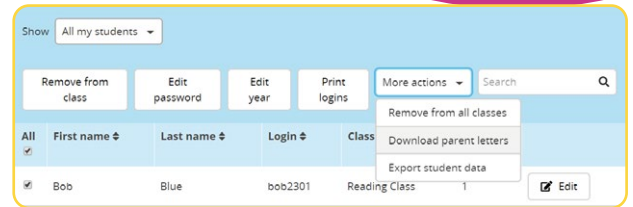


Quick Guide to Homework with Reading Eggs



1 Send home the Parent Letter to encourage at home practice

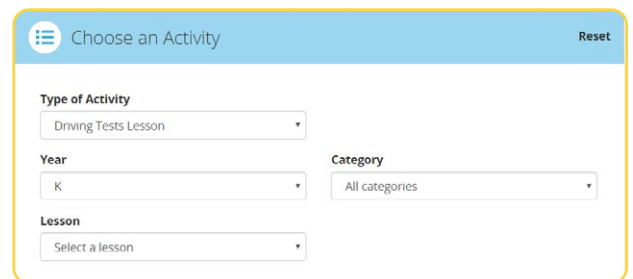
- Click **Management**
- Click **Manage Students**, and select your student(s)
- Click **More actions**
- Click **Download parent letters**



2 You can assign Driving Tests for your students to complete

- Click **Assignments**
- Click **Create Assignment**
- Select your class or specific students
- Add a start and finish date
- Select your year/grade level and then **Driving test**
- Click **Create this assignment**

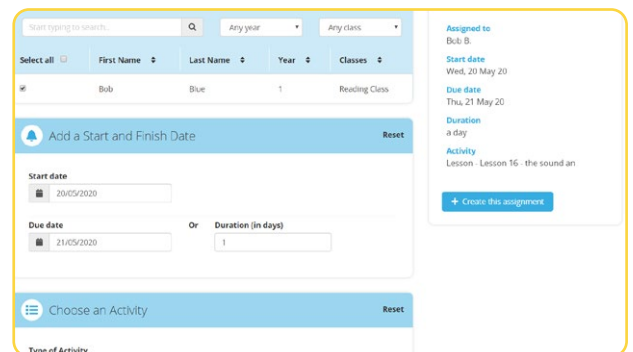
You can view students' results back in your **Reports Dashboard** under Driving tests.



3 Assign lessons for your students' to complete at home

- Click **Assignments**
- Click **Create Assignment**
- Select your class or specific students
- Add start and finish date
- Select your **year/grade level** and then **Reading, Spelling, or Storylands Lesson**
- Click **Create this assignment**

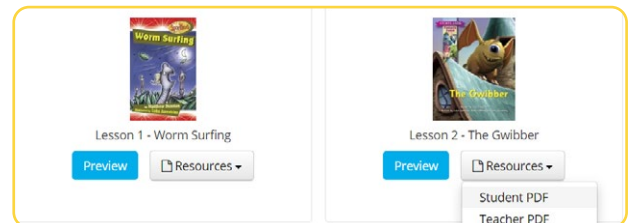
You can view students' results back in your Reports Dashboard. Toggle from Chart to Table to see individual results.



4 Use the lesson aligned worksheets to print and send home

- Click **Lessons**
- Select a lesson
- Click **Resources**
- Click **Student PDF**

You can have your students' bring the worksheets back to class or email you their work.



5 Encourage your students' to play games in their console for extra practice

Students Instructions:

- Login
- Explore Play
- Click into **Puzzles**
- Check out Games

