

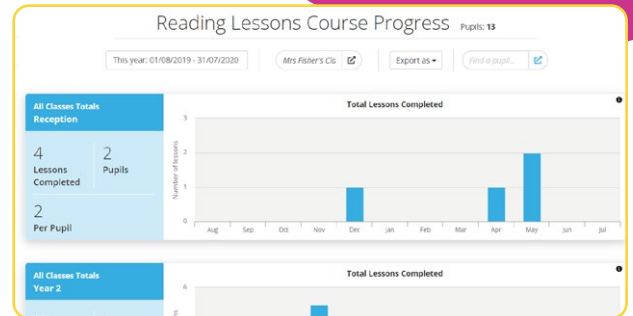
# Quick Guide to Viewing Progress with Reading Eggs



## 1 Course Progress

- Click **Reports**
- Click **Reading**
- Select date range

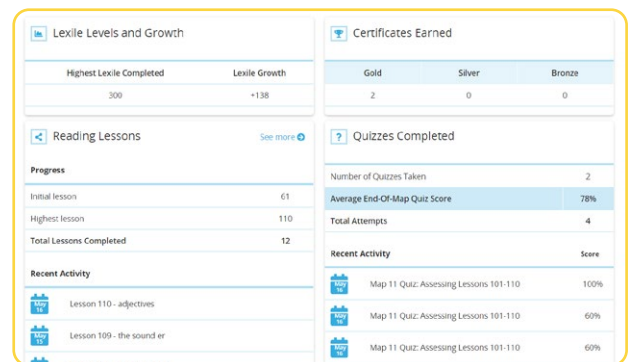
You can view total lessons completed by each class, average course progress, and highest lesson completed. You can use the date range to filter for specific time periods.



## 2 Individual Progress

- Click **Reports**
- Click **Dashboard**
- Toggle from Chart to Table
- Select a student

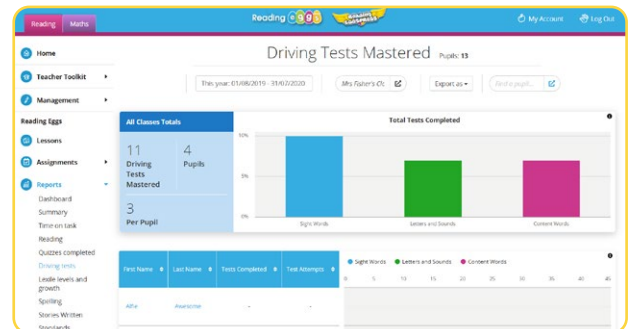
Here you can view each student's individual progress including, Placement Tests, Map Quizzes, Assignments, Fact Fluency, and Driving Test results. You can print off each child's report by clicking Export as, and then Print.



## 3 Driving Tests

- Click **Reports**
- Click **Driving Tests**
- Select the year and date range

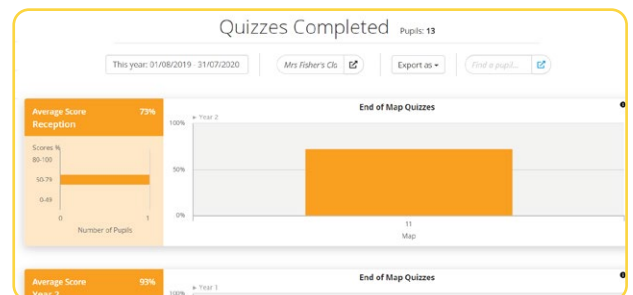
You can view tests completed and attempted by each topic and per student. Click on the student's name to drill down for their individual results.



## 4 Quizzes Complete

- Click **Reports**
- Click **Quizzes completed**
- Select a date range

You can drill down to individual student results by clicking on a student's name.



## 5 Books Read

- Click **Reports**
- Click **Books Read**
- Select your date range

Here you can view books read category, by class, or by individual student.

