

Activities
between
Grades
K and 1

Reading **eeggs**



SUMMER

FUN PACK



www.readingeggs.com

Reading



Congratulations!



Reading



WOO HOO!



Get Ready for Grade 1

Reading skills focus

- Hear and identify the sounds **s, a, t, p**, and match each sound to a letter.
- How to break a word into sounds and blend it back together for reading.

Online

Fast Phonics Peak 1

- Letters and sounds focus: **s, a, t, p**
- Read **CVC a** words.
- Split a word into its sounds for spelling.
- High frequency and tricky words – **at, as**
Fast recall of the words: **pat, sat, tap, sap, taps**
- Read a book and answer questions to build comprehension.



Worksheets

Letter **Ss**; Letter **Aa**

Beginning sounds **s, a**; Letter **Tt**

Letter **Pp**; Beginning sounds **s, a, t, p**

Sound out. Blend. Read; Full circle

Word **at**; Read. Draw. Write.

Bonus pages

- Words
- Missing letters
- Roll a word
- Reading record *Pat taps*



Additional Reading Eggspress library books

1 Go to Library



2 Search for titles



- *Tap, Tap*
- These books cover additional sounds:
- *Pat and Tam*
- *Mad Fun!*
- *In the Tin*




Sound Chart

Ss



Silly snakes


Aa



Alligator

apple


Tt



Tiger


tree

Pp




Panda

penguin



1 Trace and write.



2 Circle every S.

S S **S** **C** S
J **T** S S U





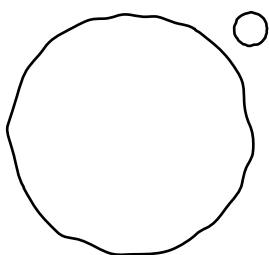
Circle every s.


s s **b** c **g**
a r **s** s y

3 Color things that begin with s.



4 Write S in each snowball.





Letter

Aa



1 Trace and write.




2 Circle every **A**.

A B **A** **E** S
T **A** N A A


Circle every **a**.

a c n a g
c a o a a

3 Draw the spiral.
Start at the apple.



4 Color the things that begin with the **a** sound.





Beginning sounds
s a


1 Match each sound to its picture.



s



a



2 Color the first sound for each picture.



s

a

s

a


s

a

s

a

3 Write the first sound for each picture.

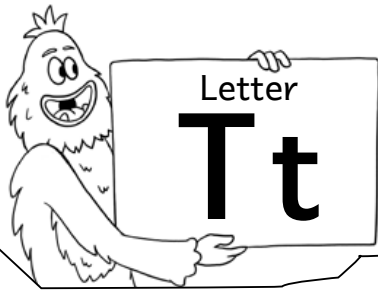


[Empty box for writing the first sound of the starburst]


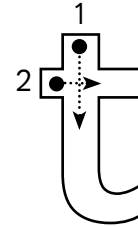
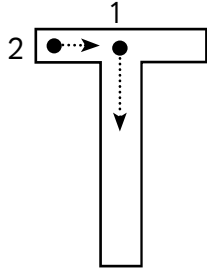
[Empty box for writing the first sound of the ant]

[Empty box for writing the first sound of the avocado]

[Empty box for writing the first sound of the snail]



1 Trace and write.





2 Circle every T.

T I v Z T
N T T E T


Circle every t.


t t h e b
i t l t t

3 Draw two things that start with the t sound.

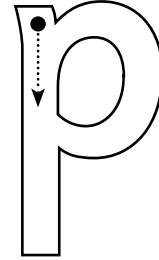
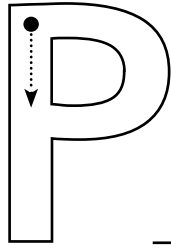


4 Write t on each tree.





1 Trace and write.



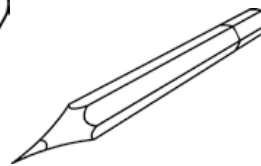
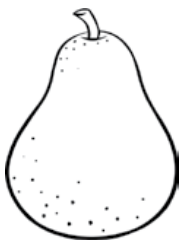
2 Circle every P.

P D P P B
P B P D P






Circle every p.


p p p b g
j b p a p

3 Color things that begin with p.



4 Write P on each pea.





Beginning sounds

s a t p



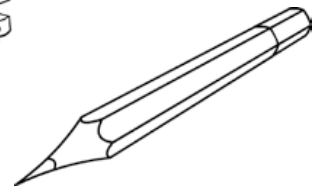
1 Match each sound to its picture.



t



p



2 Color the first sound for each picture.



s a

s a

s a

s a

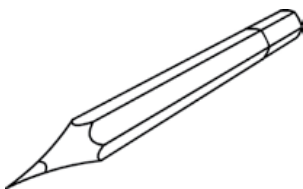
t p

t p

t p

t p

3 Write the first sound for each picture.




Blank box for writing the first sound of the pencil.


Blank box for writing the first sound of the starburst.

Blank box for writing the first sound of the arrow.


Blank box for writing the first sound of the tree.



PEAK 1



Sound out.
Blend.
Read.



**FAST
PHONICS**

1 Circle the correct picture.



Pat



tap



2 Circle the correct words.



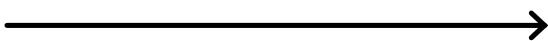
Pat sat



tap at




sap Pat




tap sat





Full circle



Complete the words. You can only use each letter once.

s a t p




s a t



□ a p




□ a t




□ a p



s □ p






Word
at



1 Make a rainbow  word.



at



2 Read **at** 3 times.

at

at

at

3 Find **at**.

am

at

am

at

as

at

in

as

it

at

in

to

at

as


at

4 Write **at**.

at

at







Read.
Draw.
Write.

1 Read the words. Draw the picture.

Pat sat.



2 Look at the picture. Write a sentence.



Two sets of horizontal lines for writing a sentence.




Words



1 Trace the words. Match to a picture.

Pat



sit



top




at





Missing letters

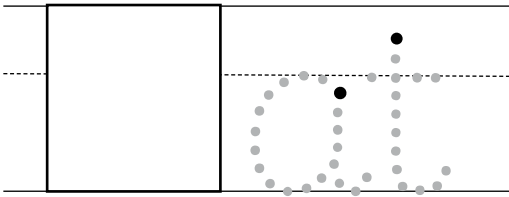


1 Trace.

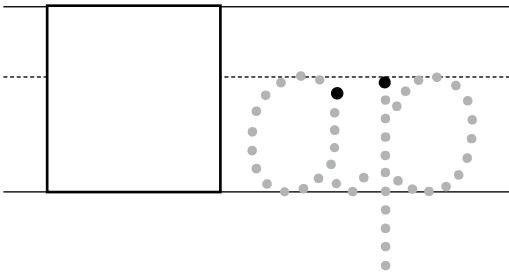
2 Write the missing letter.

t P a s

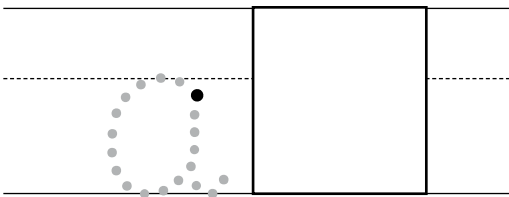
3 Match to a word.



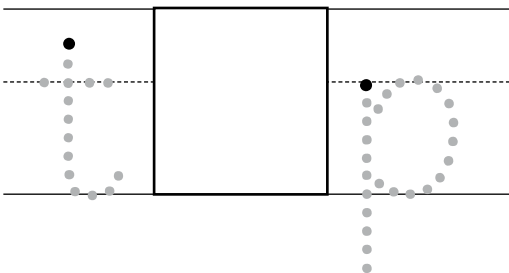
tap



Pat




sap



at



Roll a
word

You will need:

2 sets of colored counters, 1 dice, and a partner.

How to play

- 1 Take turns. Roll the dice. Read the number.
- 2 Choose a word from that column.
- 3 Can you read it? Yes – cover it. No – miss a turn.
- 4 The person with the most words covered wins!



at	tap	sap	Pat	taps	as
sap	pat	tap	as	at	taps
as	at	Pat	taps	sap	tap

BONUS READING RECORD



Book
Pat taps



**FAST
PHONICS**

Name _____

Age _____

Page	Text	Errors	Self-correction Meaning/structure/visual clues
2	Pat sat.		
3	Tap "as."		
4	Tap.		
5	Tap "at." Tap.		
6	Tap "sap."		
7	Pat taps "sap." Tap.		
8	Pat taps "sat." Tap.		
9	Pat taps. Tap, tap, tap.		
		Results	

❄️ Additional comments/observations

Signed _____ Date _____

Get Ready for Grade 1

Reading skills focus

- Hear and identify the sounds **m, i, d, n**, and match each sound to a letter.
- Practice breaking a word into its sounds, then blending the sounds to read the word.
- Read the word **the**.

Online

Fast Phonics Peak 2

- Letters and sounds focus: **m, i, d, n**
- Read **CVC i** words.
- Split a word into its sounds for spelling.
- Read high frequency and tricky words – **a, and, did, in, is, it, no, the**
- Fast recall of the words: **and, at, dad, did, in, it, man, map, mat, nap, nip, pan, pin, pip, sad, sap, sat, the, Tim**
- Read a book and answer questions to build comprehension.

Worksheets

Letter **Mm**; Letter **Ii**

Beginning sounds **m, i**; Letter **Dd**


Letter **Nn**; Beginning sounds **m, i, d, n**

Sound out. Blend. Read; Making words

Full circle; Word **the**

Bonus pages

- Words
- Captions
- Race through the snow
- Reading record *Tim and the map*

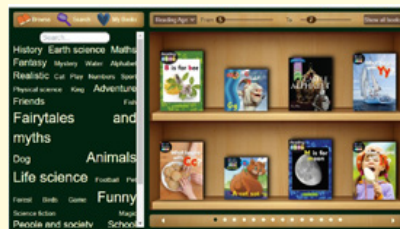


Additional Reading Eggspress library books




1 Go to Library



2 Search for titles




- *As Mad as a Nit*
 - *Is It?*
 - *Pam and Sam*
- This book covers additional sounds:
- *Big Tom*



Sound Chart

Mm



mouse

Mountain



Ii




Iguana



insect

Nn



Nurse



nails


Dd



Dog



dinosaur




Letter

Mm


1 Trace and write.



2 Circle every M.




Circle every m.




3 Join Yeti to the m things.



4 Write m on each mushroom.

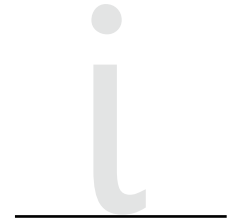
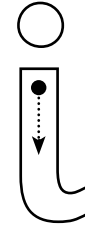
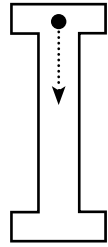




Letter

Ii

1 Trace and write.




2 Circle every I.

I N I L I
I T J I V

Circle every i.

i i t i i
k i l j i


3 Color the picture that begins with i.



4 Write i under each insect.




Six empty rectangular boxes for writing the letter 'i' under each insect.




Beginning sounds

mi

1 Match each sound to its picture.




m



i



2 Color the first sound for each picture.



n t s

i m t


s n t

i s n

3 Write the first sound for each picture.








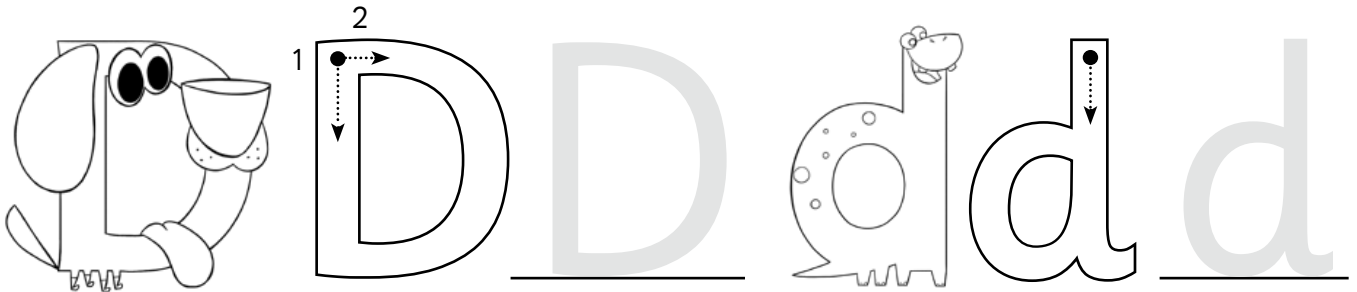
Letter

Dd




FAST PHONICS

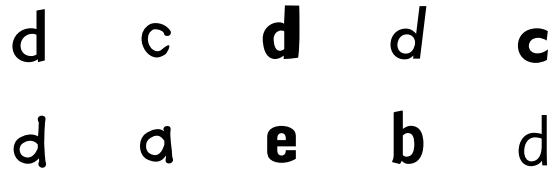
1 Trace and write.





2 Circle every D.



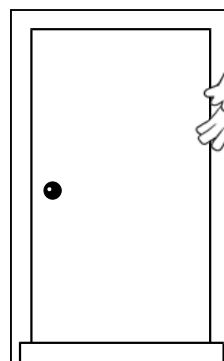
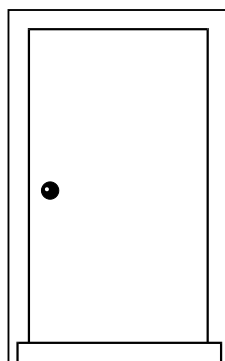
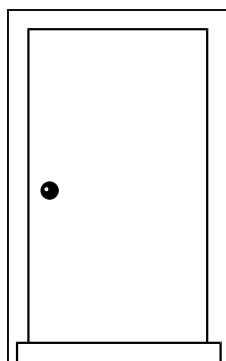
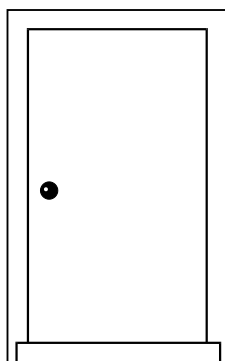
Circle every d.




3 Draw two things that start with d.



4 Write d on each door.

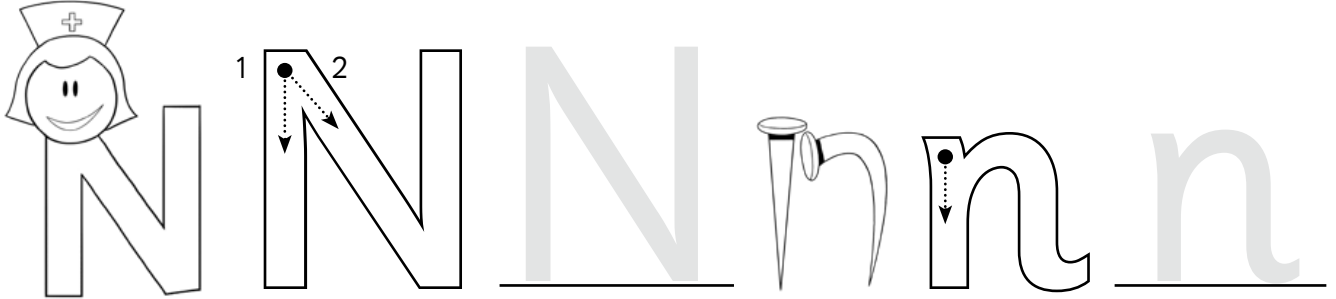




Letter

Nn

1 Trace and write.



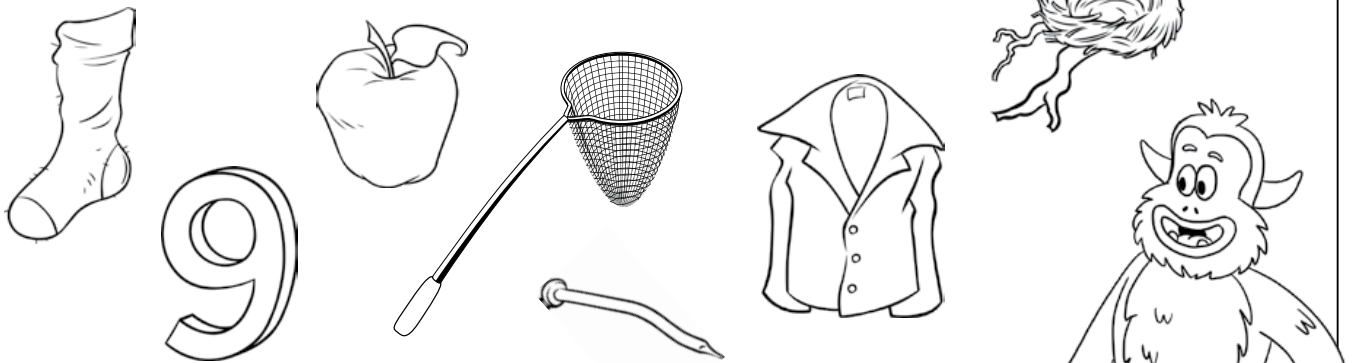
2 Circle every N.

Circle every n.


N N N Z T
H M J N N

n n h n n
a n m o r

3 Color things that begin with n.



4 Write n in each net.






Beginning sounds

midn

1 Match each sound to its picture.





d

m



2 Color the first sound for each picture.



m i

m i

m i

m i

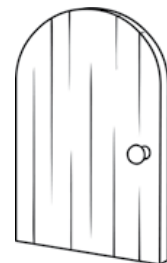
d n

d n

d n

d n

3 Write the first sound for each picture.




Blank box for writing the first sound of the mice.

Blank box for writing the first sound of the bee.

Blank box for writing the first sound of the dog.

Blank box for writing the first sound of the door.



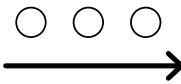


Sound out.
Blend.
Read.

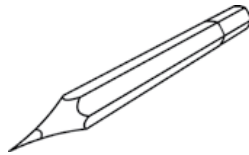
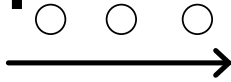


1 Circle the correct picture.


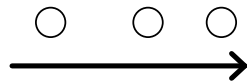
tin



pan



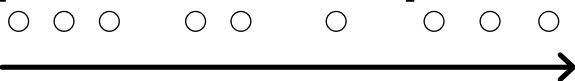
mat



2 Circle the correct words.



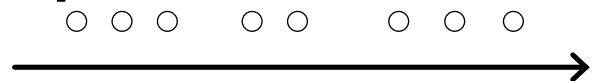
pin in a pan



tap the pin

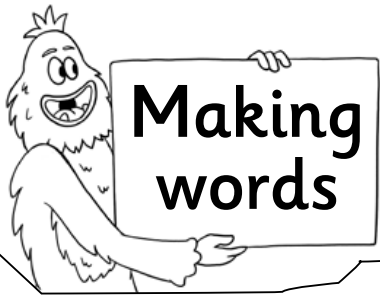


pin in dad



pin the map





Making words



1 Complete each word.




p _ _ n



_ _ an



_ _ ad



m _ _ t



_ _ ap



_ _ in



2 Join the letters. Write the words.



P	d	i
s	a	t

Pat



n	d	m
T	i	p




i	a	p
s	t	d




s	a	n
p	i	d





Full circle



Complete the words. Change 1 letter each time.

a p n s t p i



m a p



a p




m a



t p



a n



i p


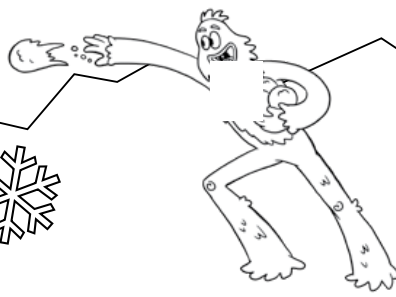



p n



p i



Word
the**FAST
PHONICS****1** Make a rainbow  word.**t h e****2** Read **the** 3 times.**the****the****the****3** Find **the**.

as	the	it	het	the
the	eth	hat	<i>the</i>	in
am	the	am	tet	at

4 Write **the**.**t h e t h e**

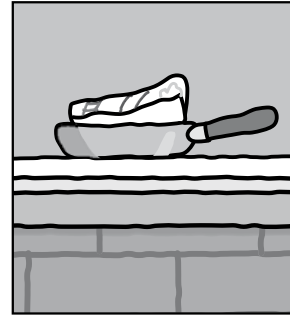


Words



1 Trace the words. Match to a picture.

now




trap



now



now





Captions




1 Trace. **2** Read. **3** Draw a picture.

i n a p a n



s i l o n a n d



Game

FAST
PHONICS


Race through the snow

You will need: a pencil, a timer, and a partner.

How to play

- 1 How many words can you read out loud in 1 minute?
Get your partner to time you.
- 2 Start from Yeti. Finish at Furball.
- 3 Cross out each word you can read. (~~and~~)

START



sad

pit

a

did

tan

as

and

nap

it

an

tap


am

is

in

at

FINISH




I read _____ words.

BONUS READING RECORD



Book
**Tim and
the map**



**FAST
PHONICS**

Name _____

Age _____

Page	Text	Errors	Self-correction Meaning/structure/visual clues
2	Tim is a man.		
3	Tim and the map.		
4	Tap, tap, tap.		
5	The pin is in the map.		
6	Is the pin in the map? No.		
7	The pin is in the mat.		
8	The map is in the pan.		
9	Dad sat. The pin is in Dad!		
		Results	

❄️ Additional comments/observations

Signed _____ Date _____