



Activities between Grades 2 and 3




MathSeeds



SUMMER


FUN PACK



www.mathseeds.com



Mathseeds



Congratulations

You're
doing
amazing!





Mathseeds



Woo hoo



Way to go!



www.mathseeds.com



Get Ready for Grade 3

Subtraction Jump Strategy

Online lesson: Lesson 110 – Subtraction: Jump Strategy

Worksheets: Jump Back to Subtract, Jump Strategy

Sharing 2

Online lesson: Lesson 111 – Sharing 2

Worksheets: Sharing Equally, Sharing Problems

Area in Squares

Online lesson: Lesson 112 – Area 2

Worksheets: Compare Areas, Equal Areas

Grouping 2

Online lesson: Lesson 113 – Grouping 2

Worksheets: Repeated Addition, Repeated Addition Problems

Quarter Hours

Online lesson: Lesson 114 – Quarter hours

Worksheets: Telling Time, Quarter Hour Times

Bonus

Poster: Repeated Addition

Online: Mental Minute + – Badges 83, 84, Driving Tests Grade 2 Operations 1–6 and Measurement 1–7

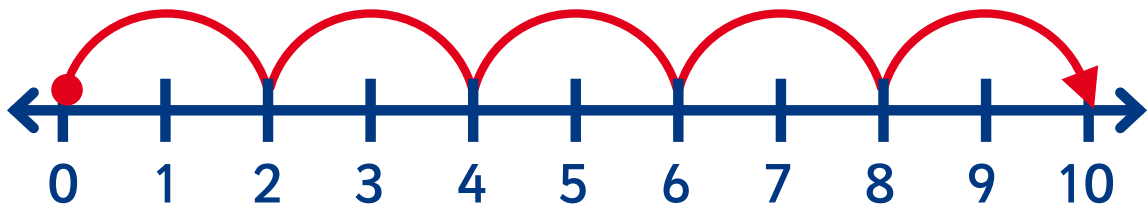

Sheets: Sharing Snacks, Dizzy’s Dinner Tables, Cookie Calculations

Hands-on: Area

Addition

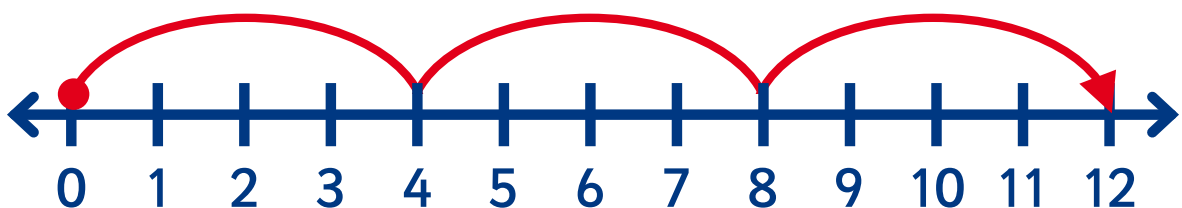
$$2 \times 5 =$$

$$2 + 2 + 2 + 2 + 2 = 10$$



$$4 \times 3 =$$

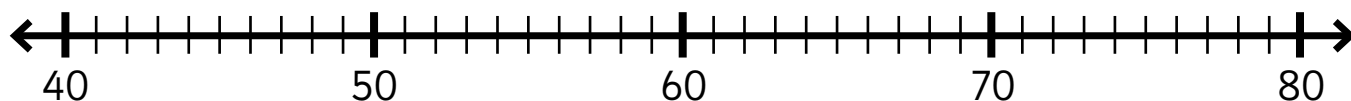
$$4 + 4 + 4 = 12$$



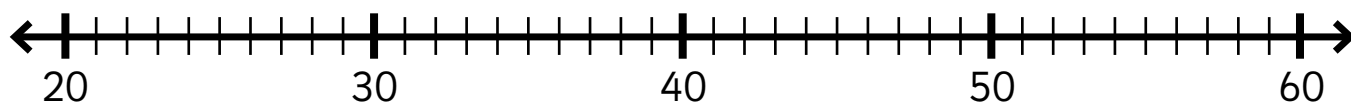
JUMP BACK TO SUBTRACT

1 Use the number lines to jump back by tens and ones.

$$75 - 24 = \square$$

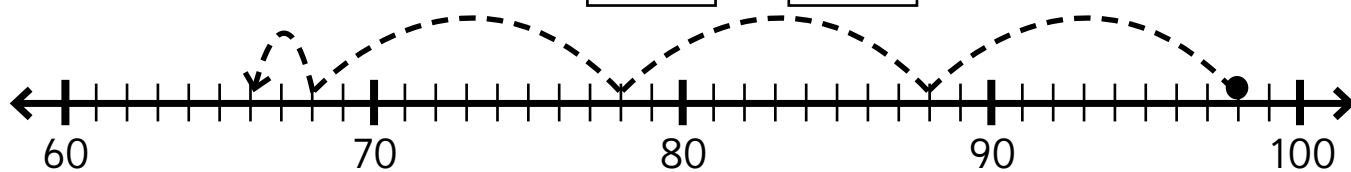


$$59 - 35 = \square$$

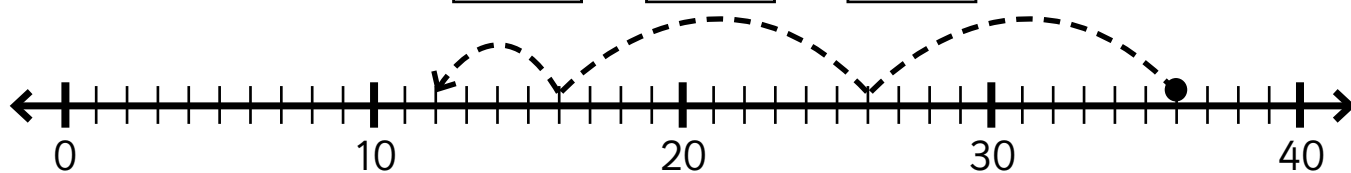


2 Fill in the missing numbers.

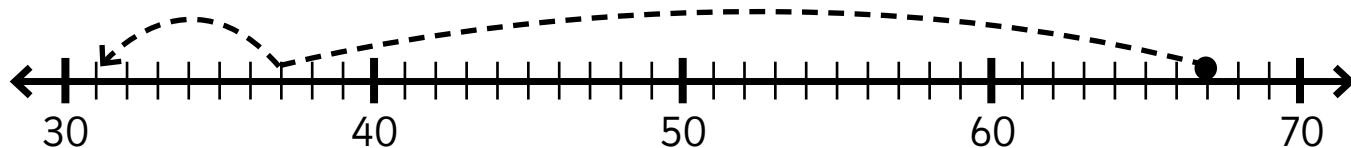
$$98 - \square = \square$$



$$\square - \square = \square$$



$$\square - \square = \square$$



JUMP STRATEGY

1 Fill in the missing numbers.

eg $88 - 35$

$$80 - 30 = 50$$

$$8 - 5 = 3$$

$$88 - 35 = 53$$

$$45 - 23$$

$$40 - 20 = \underline{\quad}$$

$$5 - 3 = \underline{\quad}$$

$$45 - 23 = \underline{\quad}$$

$$66 - 26$$

$$60 - \underline{\quad} = \underline{\quad}$$

$$\underline{\quad} - 6 = \underline{\quad}$$

$$66 - 26 = \underline{\quad}$$

$$97 - 64$$

$$\underline{\quad} - \underline{\quad} = \underline{\quad}$$

$$\underline{\quad} - \underline{\quad} = \underline{\quad}$$

$$\underline{\quad} - \underline{\quad} = \underline{\quad}$$

2 Use the frames to subtract.

Tens	Ones
9	5
- 7	2

Tens	Ones
7	7
- 4	3

Tens	Ones
4	9
- 2	5

Tens	Ones
8	6
- 3	1

Tens	Ones
5	5
- 1	4

Tens	Ones
6	8
- 5	7

3 Subtract tens, then ones to find the answers.

$$39 - 31 = \underline{\quad}$$

$$58 - 45 = \underline{\quad}$$

$$76 - 55 = \underline{\quad}$$

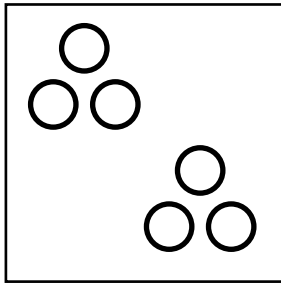
$$47 - 36 = \underline{\quad}$$

$$89 - 42 = \underline{\quad}$$

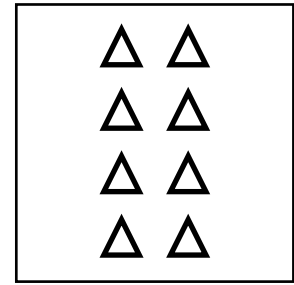
$$100 - 42 = \underline{\quad}$$

SHARING EQUALLY


1 Match.




2 groups of 3




2 rows of 5



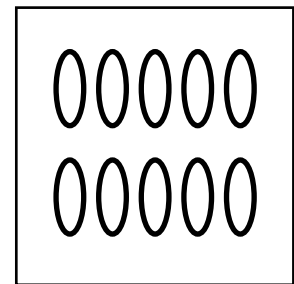
4 rows of 2



3 groups of 3

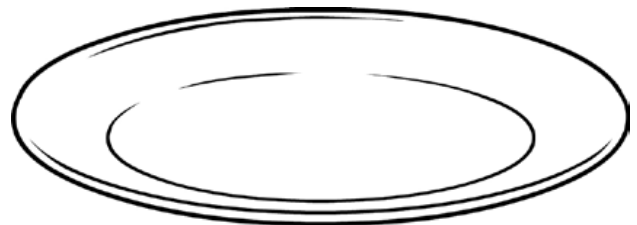




4 rows of 4



3 groups of 4

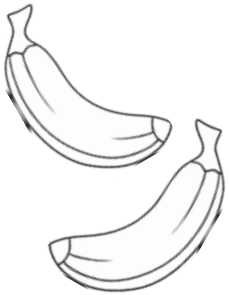
2 Share equally. Draw the food on each plate.



SHARING PROBLEMS

Draw the problem. Find the answer.

- 1 Mango has 12 bananas. She shares them equally between Ruby, Waldo, Doc, and herself. How many each?



12 bananas shared between 4 people = each

- 2 Dizzy has 15 crackers. He puts them into bags of 3 each. How many bags of crackers does he have?

15 crackers shared into groups of 3 = each

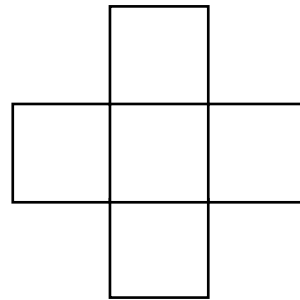
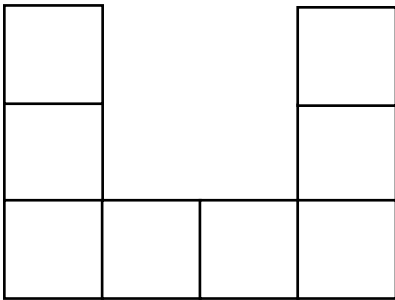
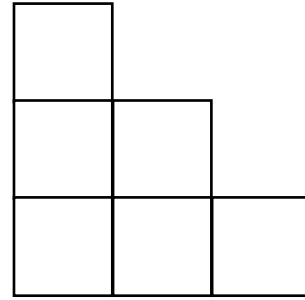
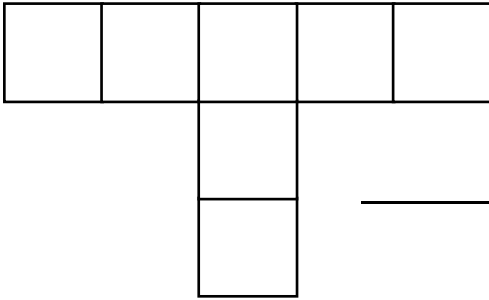
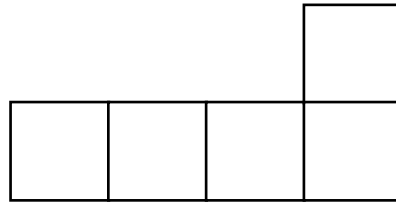
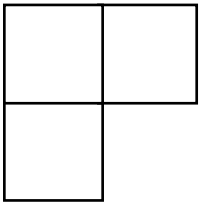
- 3 Ruby has 4 plates. There are 4 cakes on each plate. How many cakes altogether?



4 groups of 4 cakes = altogether


COMPARE AREAS

1 Count the squares.



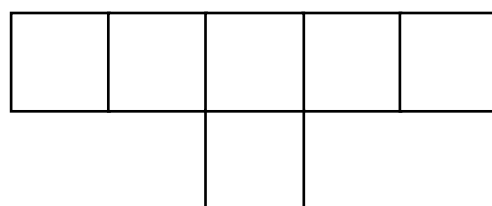
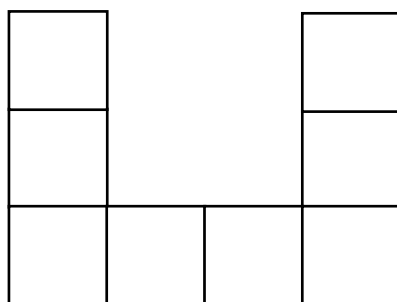
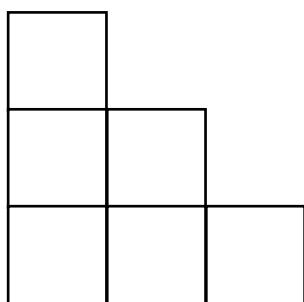


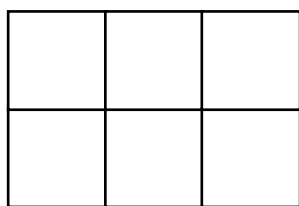
2 Color the biggest area orange. Color the smallest area purple. Find two shapes with the same area. Color them green.

3 Draw a larger shape in blue. Draw a smaller shape in red.



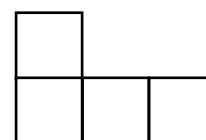
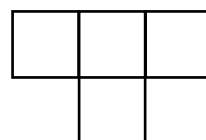
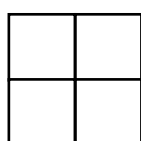
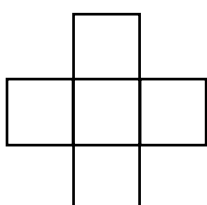
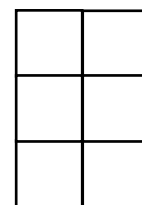

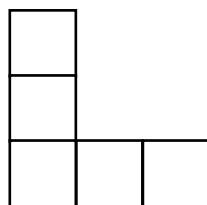
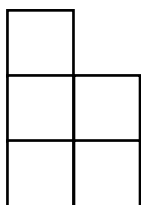
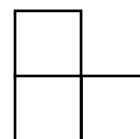
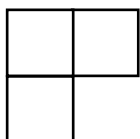
EQUAL AREAS

1 a Color the shapes with the same area yellow.




b Add one square to make the other two shapes the same area.

2 Circle the odd one out in each row.




REPEATED ADDITION

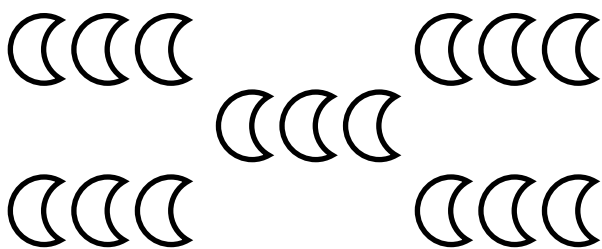
1 Find the answer.



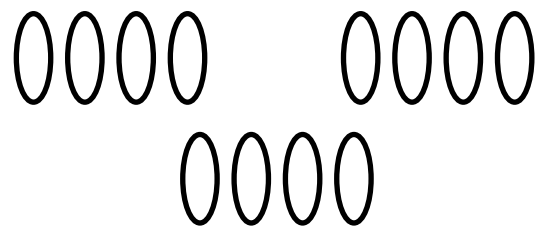
$$2 + 2 + 2 + 2 = \underline{\hspace{2cm}}$$



$$5 + 5 + 5 = \underline{\hspace{2cm}}$$

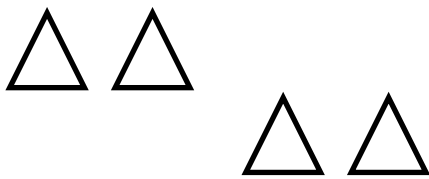


$$3 + 3 + 3 + 3 + 3 = \underline{\hspace{2cm}}$$




$$4 + 4 + 4 = \underline{\hspace{2cm}}$$


2 Write the repeated addition sum. Find the answer.



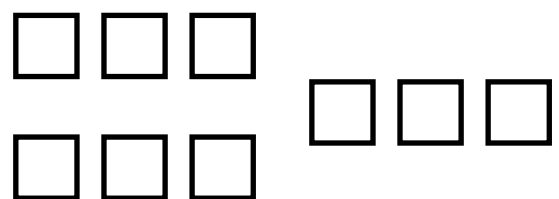
$$\underline{\hspace{2cm}} = \underline{\hspace{2cm}}$$



$$\underline{\hspace{2cm}} = \underline{\hspace{2cm}}$$



$$\underline{\hspace{2cm}} = \underline{\hspace{2cm}}$$



$$\underline{\hspace{2cm}} = \underline{\hspace{2cm}}$$

REPEATED ADDITION PROBLEMS

Find the answer. You can draw the problem, write a repeated addition sum or use a number line.

1 Dizzy has three plates with four cakes each.

How many cakes altogether?

2 Ruby has four boxes. There are four bows in each box.

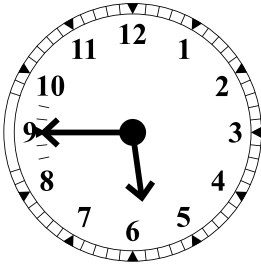
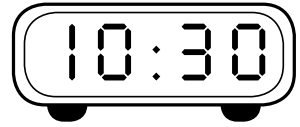
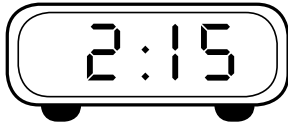
How many bows altogether?

3 Waldo makes six piles of two balls each.

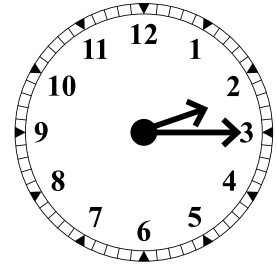
How many balls altogether?

TELLING TIME

1 Match.



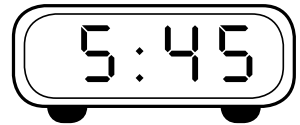
quarter to six




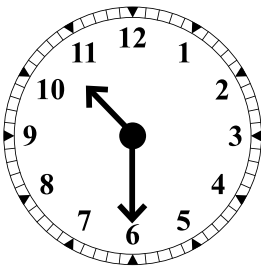
eight o'clock



quarter after two



half past ten



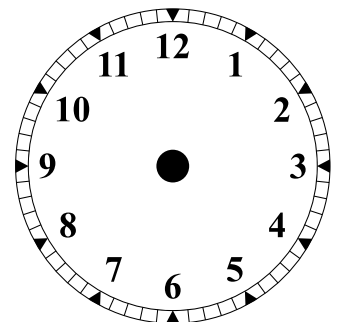
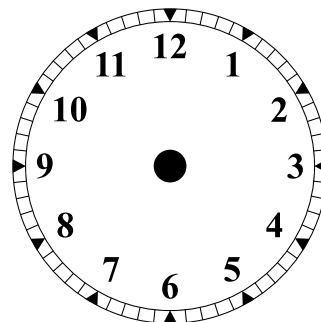
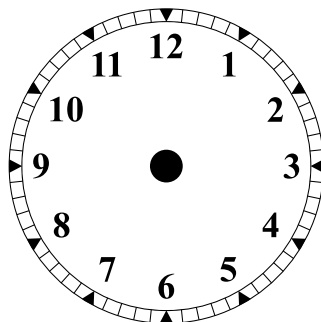
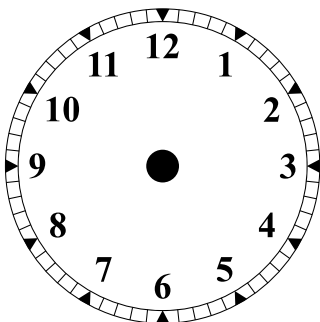
2 Fill in your times.

When does school start?

What time is lunch?

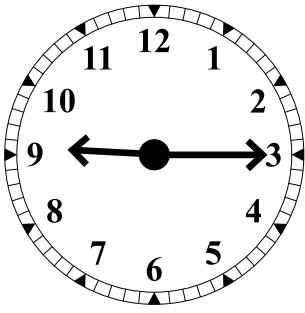
When does school end?

What time is bedtime?

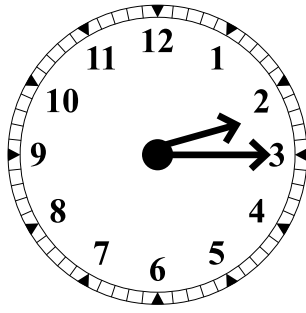


QUARTER HOUR TIMES

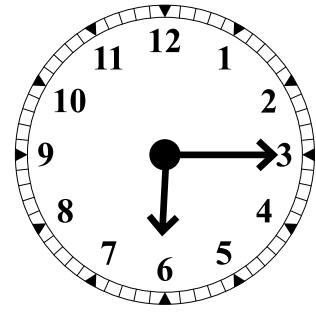
1 What time is it?



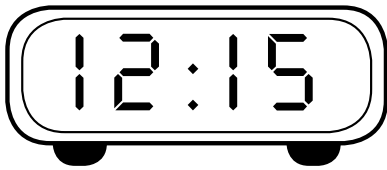
quarter past _____



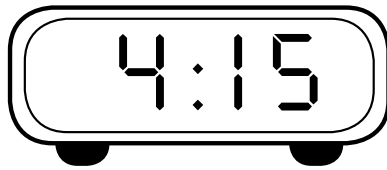
quarter after _____



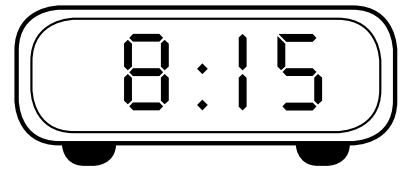
quarter past _____



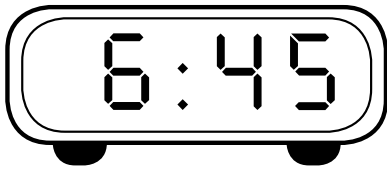
quarter after _____



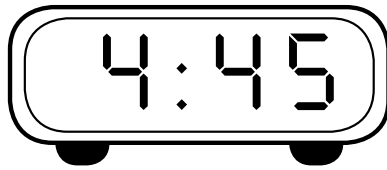
quarter past _____



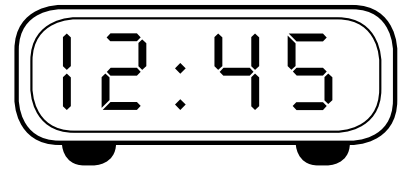
quarter after _____



quarter to _____

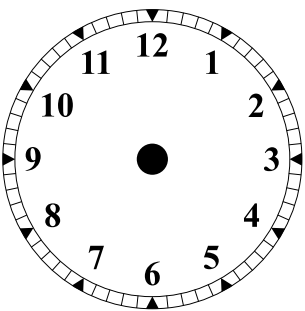


quarter to _____

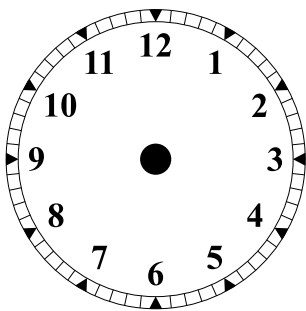


quarter to _____

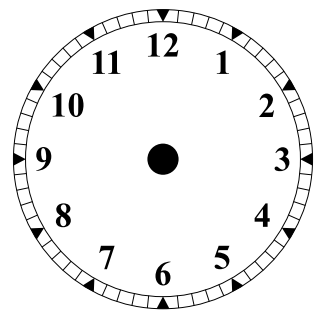
2 Show the time on the clock.



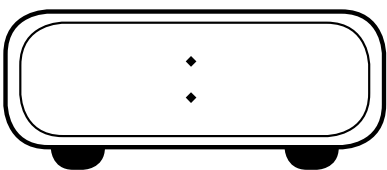
quarter to twelve



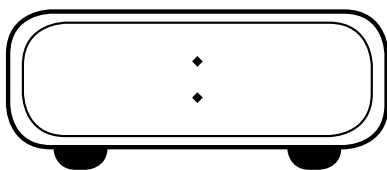
quarter to four



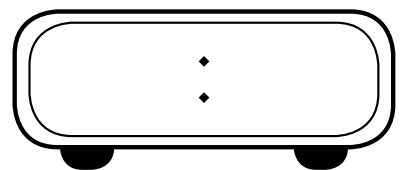
quarter to eight



quarter to two




quarter to nine



quarter to six

SHARING SNACKS

- 1 Ruby shared 15 grapes equally with Dizzy and Doc. How many grapes did they each get?



- a Underline the question. b Circle the facts.
c Draw a picture to show how Ruby shares the grapes.

d They got _____ grapes each.

- 2 a Use the part-part-whole diagram to show how Ruby shares the grapes.

Whole

Whole bunch of grapes.

- b They got _____ grapes each.

Parts

Ruby got:

Doc got:

Dizzy got:

- 3 a You used two strategies to solve this problem. Which do you prefer? Why?

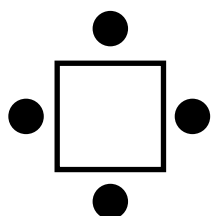
- b Can you think of any other strategies you could have used for this problem?

DIZZY'S DINNER TABLES

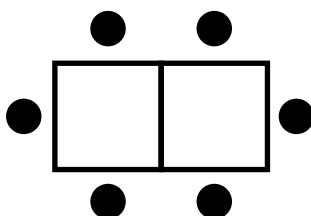
1 Dizzy is putting small tables together to make larger tables. One table can have 4 people around it, one on each side. Two tables joined together hold 6 people. Three tables can have 8 people. How many people can fit if he uses five tables?

a Underline the question. b Circle the facts.

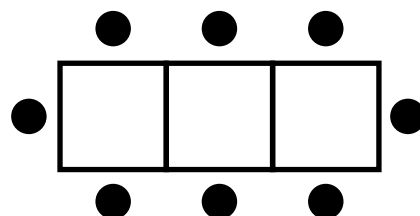
c Complete the picture to solve this problem.




1 table




2 tables



3 tables



4 tables



5 tables

d 5 tables can hold _____ people.

2 a How many people fit at 8 tables? _____

Tables	1	2						
People	4							

b What is the rule in the bottom row? _____

c 9 tables can hold _____ people.

COOKIE CALCULATIONS

1 Waldo is baking cookies. He can fit 4 cookies on a tray. He makes 3 trays of cookies. How many cookies altogether?

a Underline the question. **b** Circle the facts.

c Draw the trays of cookies Waldo made.

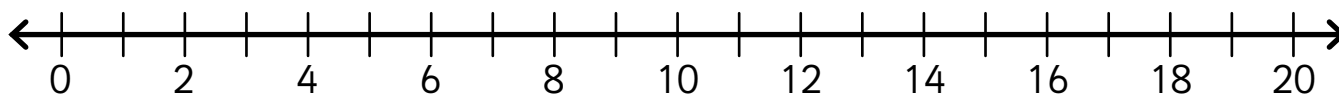
d Waldo made _____ cookies.

e Write it as a number sentence. _____

2 Waldo made some more cookies. This time he baked 5 trays of 4 cookies each. How many cookies in total?

a Underline the question. **b** Circle the facts.

c Use the number line to find the total number of cookies.




d Waldo made _____ cookies.

e Write it as a number sentence. _____

3 You used two strategies to solve these problems. Which strategy do you prefer? Why?

AREA

- 1 Find 5 objects in your house that fit on the grid below and trace around them.



- 2 Write the area inside each shape.
- 3 Color the biggest area pink. Color the smallest area blue. Draw purple spots in any shapes with the same area.

Get Ready for Grade 3

Multiplying Groups

Online lesson: Lesson 115 – Multiplying Groups

Worksheets: The Multiplication Sign, Missing Numbers

Volume

Online lesson: Lesson 116 – Volume

Worksheets: Sort by Volume, Counting Cubes for Volume

Skip Counting Patterns

Online lesson: Lesson 117 – Skip Counting Patterns

Worksheets: Counting by 3s, Counting by 100s

Word Problems: Add and Subtract

Online lesson: Lesson 118 – Word Problems (+ and –)

Worksheets: Write an Equation, Word Problems 1

The Rhombus

Online lesson: Lesson 119 – Sorting 2D Shapes: The Rhombus

Worksheets: Rhombus, Parallel Lines

Bonus


Poster: Multiplication

Online: Driving Tests Grade 2 Operations 7-12, Measurement 8 and Patterns and Fractions 1–10, Mental Minute + – Badges 85, 87, 88 and $\times \div$ Badge 52


Sheets: Waldo's Towers, Skip Counting, Shape Attributes

Hands-on: Act it Out

Multiplication



3 groups of 2



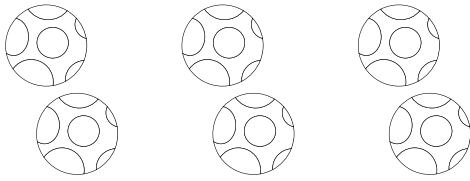
3 rows of 2

$$2 + 2 + 2 =$$

$$3 \times 2 = 6$$

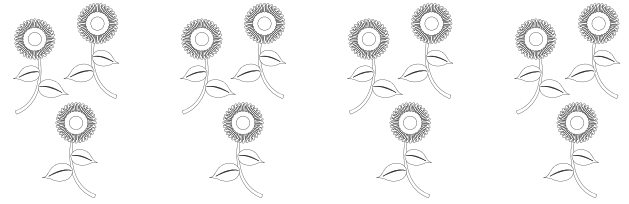
MULTIPLICATION SIGN

1 Find the answer.



3 groups of 2 =


$$3 \times 2 = \underline{\quad}$$




4 groups of 3 =


$$4 \times 3 = \underline{\quad}$$

2 Write the sum. Find the answer.





3 Find the answer.



4 rows of 4 =

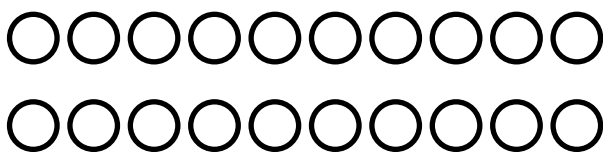
$$4 \times 4 = \underline{\quad}$$




5 rows of 3 =

$$5 \times 3 = \underline{\quad}$$

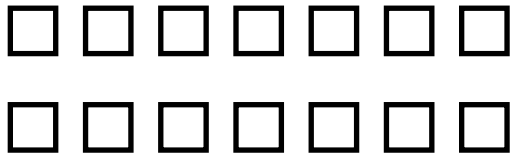
4 Write the sum. Find the answer.






MISSING NUMBERS


1 Fill in the equations.




$$2 \times \underline{\quad} = \underline{\quad}$$



$$3 \times \underline{\quad} = \underline{\quad}$$



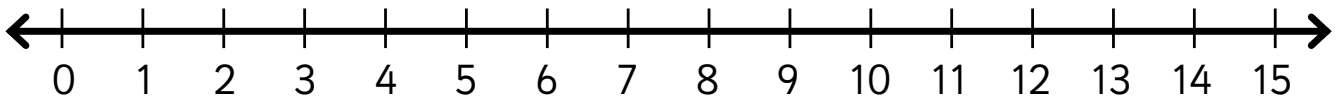
$$5 \times \underline{\quad} = \underline{\quad}$$



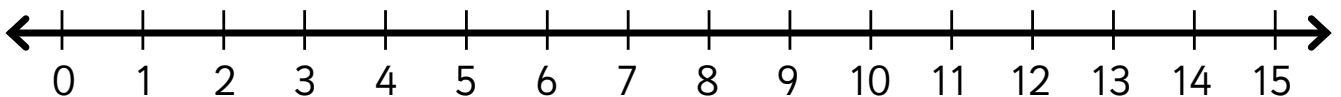
$$4 \times \underline{\quad} = \underline{\quad}$$

2 Draw the jumps. Find the answer.

$$2 \times 6 = \underline{\quad}$$


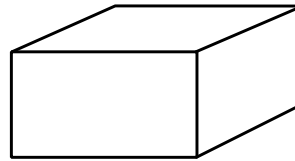
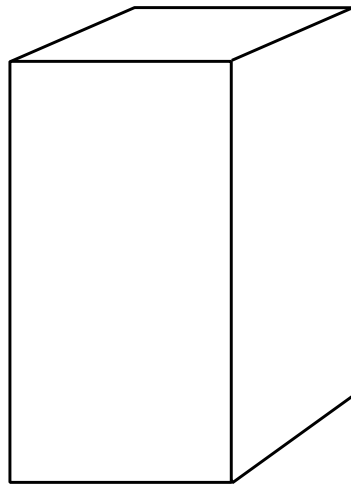
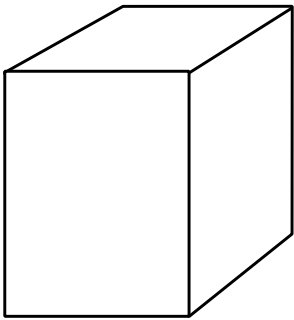




$$4 \times 2 = \underline{\quad}$$











SORT BY VOLUME

1 Match each item to their box.

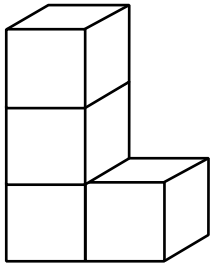


2 Number the animals from biggest (1) to smallest (6) by volume.

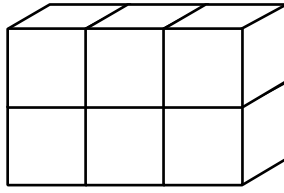


COUNTING CUBES FOR VOLUME

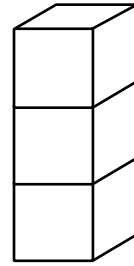
1 Find the volume.



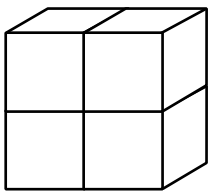
_____ boxes



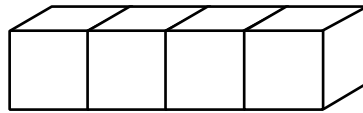
_____ boxes



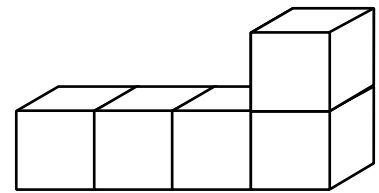
_____ boxes



_____ boxes



_____ boxes



_____ boxes

2 Circle the shape that takes up the **most** space.
Cross out the shape that takes up the **least** space.
Color the shapes with the **same** volume.

3 Draw a shape with a volume of 7 boxes.

COUNTING BY 3s

1	2	3	4	5	6	7	8	9	10
11	12	13	14	15	16	17	18	19	20
21	22	23	24	25	26	27	28	29	30
31	32	33	34	35	36	37	38	39	40
41	42	43	44	45	46	47	48	49	50
51	52	53	54	55	56	57	58	59	60
61	62	63	64	65	66	67	68	69	70
71	72	73	74	75	76	77	78	79	80
81	82	83	84	85	86	87	88	89	90
91	92	93	94	95	96	97	98	99	100

1 Color the counting by 3s pattern to 100.

2 What sort of pattern is made?

3 Find the next number.

21, 24, 27, _____

30, 33, 36, _____

48, 51, 54, _____

69, 72, 75, _____

84, 87, 90, _____

93, 96, 99, _____

COUNTING BY 100s

1 Complete the counting patterns.

1, 2, 3, _____, _____, _____, _____, _____, _____, _____

10, 20, 30, _____, _____, _____, _____, _____, _____, _____

100, 200, 300, _____, _____, _____, _____, _____, _____, _____

2 Color the 100s pattern.

10	20	30	40	50	60	70	80	90	100
110	120	130	140	150	160	170	180	190	200
210	220	230	240	250	260	270	280	290	300
310	320	330	340	350	360	370	380	390	400
410	420	430	440	450	460	470	480	490	500
510	520	530	540	550	560	570	580	590	600
610	620	630	640	650	660	670	680	690	700
710	720	730	740	750	760	770	780	790	800
810	820	830	840	850	860	870	880	890	900
910	920	930	940	950	960	970	980	990	1000

3 Find the next number.

50, 150, 250, _____

220, 320, 420, _____

690, 790, 890, _____

570, 670, 770, _____

WRITE AN EQUATION

- 1 Circle the numbers in each problem. Fill in the equation.

Mango has 23 bananas in her basket
and picks another 36 bananas.
How many bananas altogether?

$$\square + \square = \square$$

Dizzy made 18 smoke rings
but five blew away.
How many rings are left?

$$\square - \square = \square$$

- 2 Circle the clue words for the operation. Complete the sum.

Waldo bought ten pies and ate three on
the way home. How many pies are left?

$$10 \square 3 = \square$$

Ruby had 64 marbles and
bought 26 more marbles.
How many altogether?

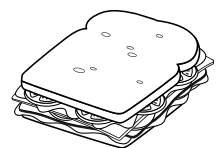
$$64 \square 26 = \square$$

- 3 Write a number sentence. Find the answer.

Doc has 27 bow ties.
Ruby has 16 hair bows.
How many bows altogether?



Mango made 22 sandwiches
and gave four sandwiches to Waldo.
How many sandwiches are left?



WORD PROBLEMS 1

- 1 Read the problem.
- 2 Circle the clue words and numbers.
- 3 Write an equation.
- 4 Find the answer. You can draw a picture or act it out.

There are fourteen girls and thirteen boys in Mrs. Finn's class. How many students altogether?

In the pencil box are twenty-one pencils. Eleven people take a pencil out. How many pencils left in the box?

Chris has two scissors, sixteen crayons, eight pencils and one glue stick. How many items in total?

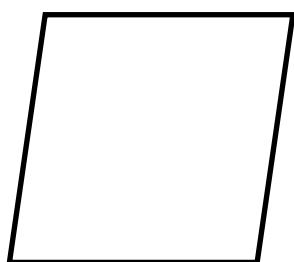
There are twenty-eight students in Mr. Singh's class. Six are away today. Nine go to sport. How many students left?

RHOMBUS

1 Trace and write.

rhombus

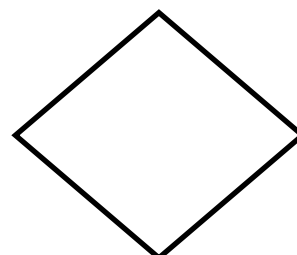



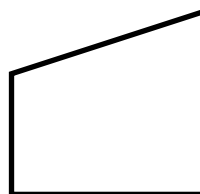

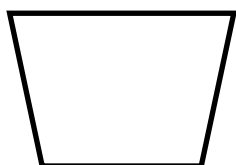

2 A rhombus has



_____ equal sides.


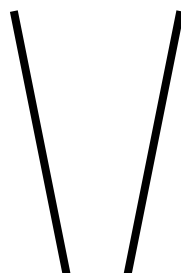

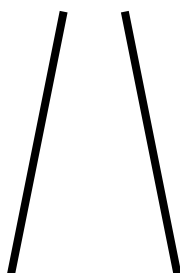
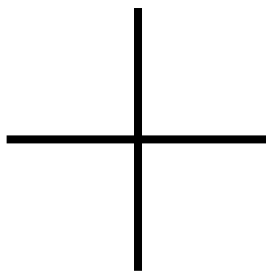
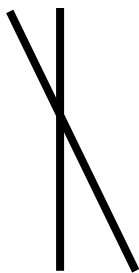

_____ corners.

3 Color each rhombus.



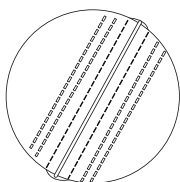

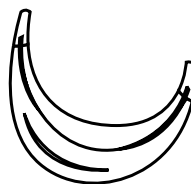



PARALLEL LINES

1 Circle the parallel lines.



2 Color the pictures with parallel lines.



WALDO'S TOWERS

1 Waldo made three towers of blocks. He used 27 blocks altogether. Each tower had 3 more blocks than the last. How many blocks in each tower?

- a** Underline the question. **b** Circle the facts.
- c** Use guess and check to find the number of blocks in each tower.
- d** Let's make a guess, starting with 10 blocks:


Small + Medium + Large = Total number of blocks

$$\boxed{10} + 3 \boxed{} + 3 \boxed{} = \boxed{}$$

- e** Was this guess correct? Yes No
- f** Should your next guess start with a smaller or larger number than 10? _____
- g** Why? _____

2 **a** Make more guesses. Check them.

$$\begin{array}{ccccccc} \boxed{} & +3 & \boxed{} & +3 & \boxed{} & = & \boxed{} \\ \boxed{} & +3 & \boxed{} & +3 & \boxed{} & = & \boxed{} \\ \boxed{} & +3 & \boxed{} & +3 & \boxed{} & = & \boxed{} \end{array}$$



b The three towers Waldo built had this many blocks.

Small: _____ Medium: _____ Large: _____

SKIP COUNTING

1 Mango circled some numbers on this chart.

1	2	3	4	5	6	7	8	9	10
11	12	13	14	15	16	17	18	19	20
21	22	23	24	25	26	27	28	29	30
31	32	33	34	35	36	37	38	39	40
41	42	43	44	45	46	47	48	49	50

a Circle the next 4 numbers in the pattern.

b What does the pattern look like? _____

2 Let's look at this pattern another way.

Tens	Ones
	5
1	0
1	5

a Write the circled numbers into this chart.

b What are the next 2 numbers in the pattern?

c What is happening in the ones column?

d Circle the numbers which fit into this pattern:











81 85 90 99 100

106 110 175 188 200

e How do you know which numbers to circle?

2D SHAPE ATTRIBUTES

1 Complete.

Shape	Name	Number of sides	Number of corners	Parallel sides? ✓ or X
				
				
				
				
				
				
				
				
				
				


HANDS-ON: ACT IT OUT

1 Use items to act out the problem. Find the answer.

I have twelve red apples. You have fourteen green apples.

My friend has three yellow apples.

How many apples altogether? _____




Twenty-two people went on a picnic.

Five left after one hour. Eight left half an hour later.

How many people were left at the end? _____

For my party we had ten balloons,
fifteen party hats, and twelve paper plates.

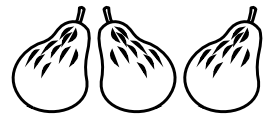
How many party things in total? _____



There were twenty pears in the fruit bowl.

We ate nine on Monday and seven on Tuesday.

How many pears were left for Wednesday? _____



2 Use play money to act out the problem. Find the answer.

Toy cars cost 60¢ each. Ali wants to buy three.

How much will they cost altogether? _____



Bailey had \$35 for a day at the zoo. The bus ride cost \$4.

The zoo ticket cost \$18. A toy lion cost \$11.

How much money does Bailey have left? _____

For lunch, Linh spent \$1.25 on a drink,
75¢ on an orange, and \$1.50 on a sandwich.

How much did lunch cost in total? _____

