

Activities between Grades K and 1




MathSeeds



SUMMER


FUN PACK



www.mathseeds.com



Mathseeds



Congratulations

You're
doing
amazing!





Mathseeds



Woo hoo



Way to go!



www.mathseeds.com



Get Ready for Grade 1

Numbers to 10

Online lesson: Lesson 20 – Numbers 1-10

Worksheets: Number Sequence, Counting Items

Counting Back

Online lesson: Lesson 21 – Counting Back from 10

Worksheets: Count and Match, Number Sequence

Compare Numbers

Online lesson: Lesson 22 – More, Less, the Same

Worksheets: More and Less, The Same

2D Shape Attributes

Online lesson: Lesson 23 – 2D Shapes

Worksheets: Curved and Straight, Shape Sides

Add to 5

Online lesson: Lesson 24 – Adding to 5

Worksheets: Count to Add, Draw and Add


Bonus

Poster: Greater Than, Less Than

Online: Driving Tests Early Number 1-8 and Early Geometry 1-14


Sheets: Pick a Number, Doc's Shapes, Word Problems 1

Game: Pitstop Addition




Greater Than, Less Than

There are **more** apples **than** oranges.



There are **less** flowers **than** stars.



$$10 > 5$$

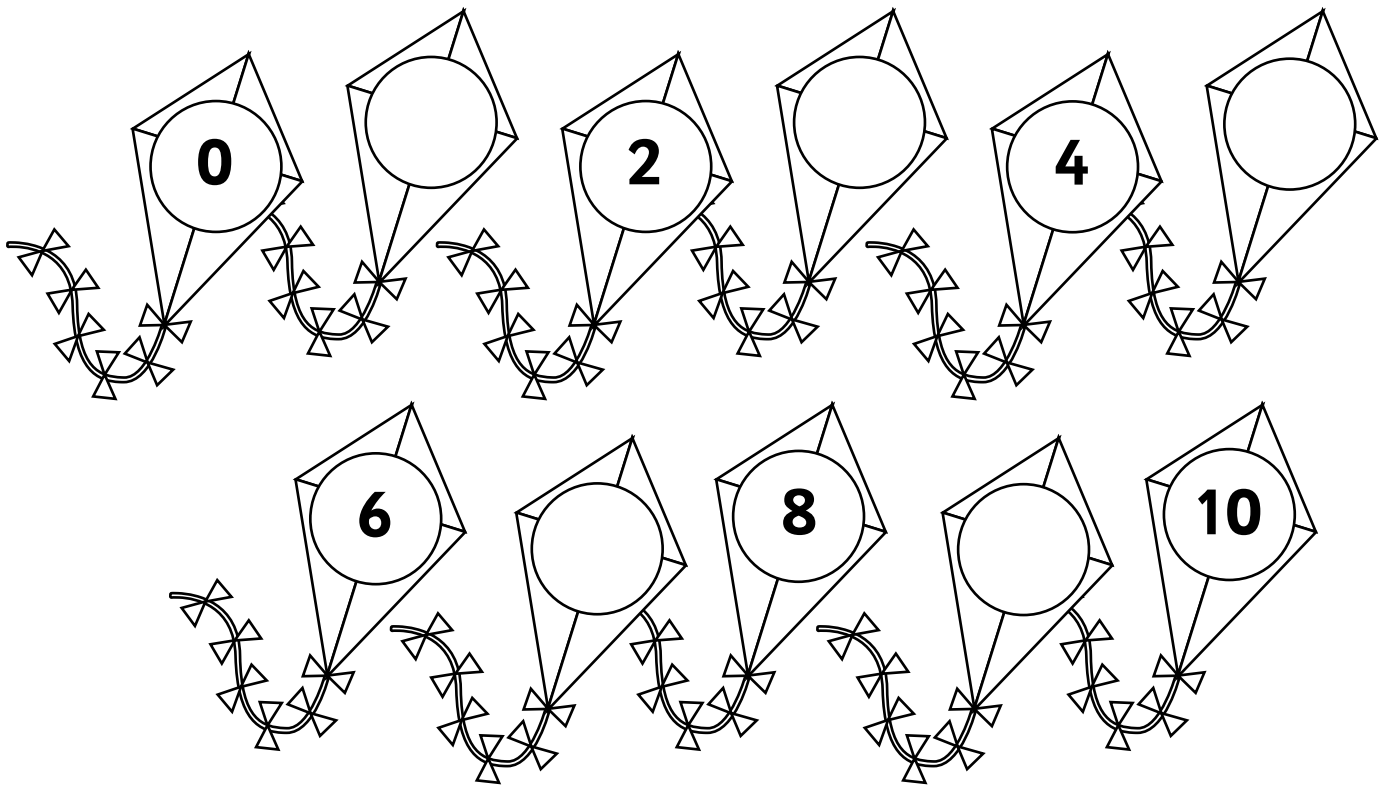
10 is **greater than** 5.

$$4 < 8$$

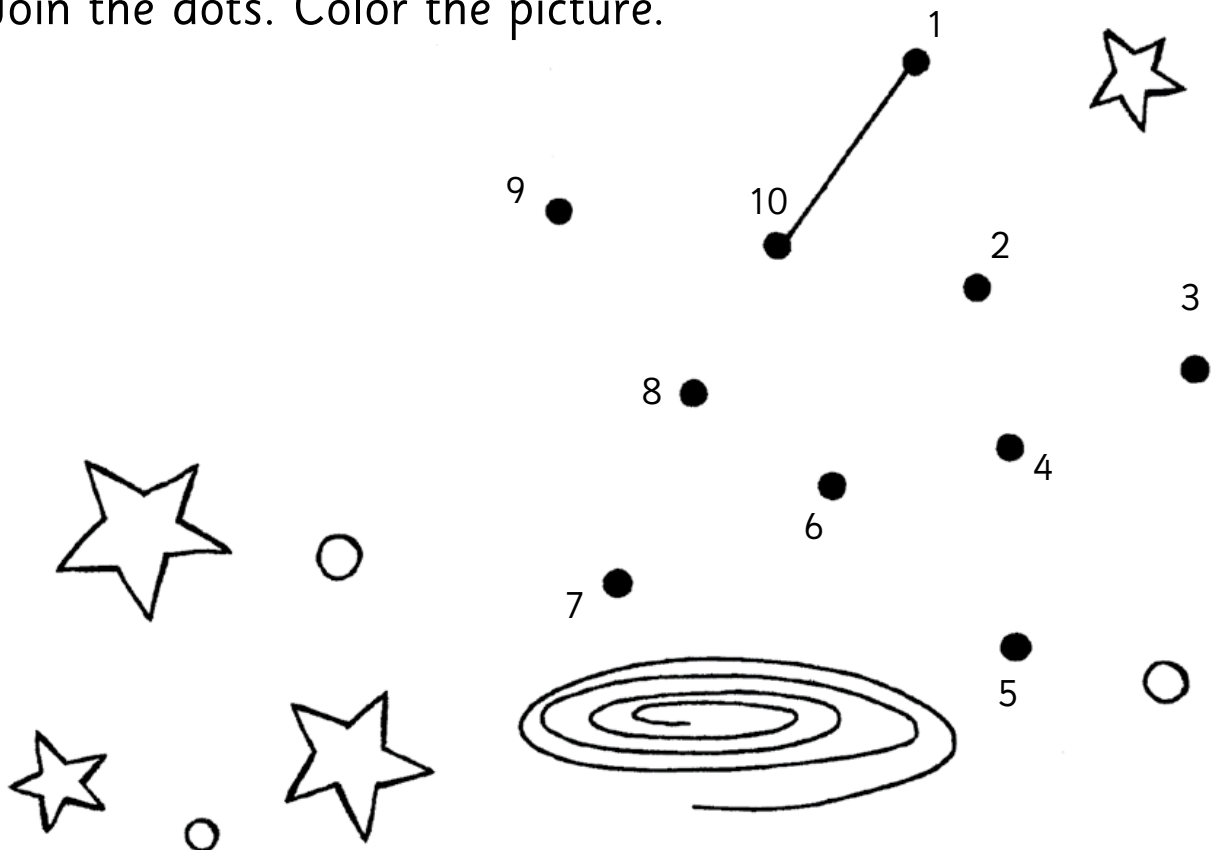
4 is **greater than** 8.

NUMBER SEQUENCE

1 Write the missing numbers. Color the kites.







2 Join the dots. Color the picture.



COUNTING ITEMS

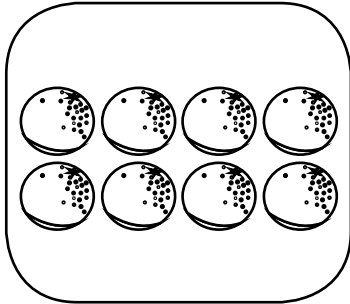
1 Color the cars. 10 = red, 6 = blue, 3 = yellow and 1 = green.



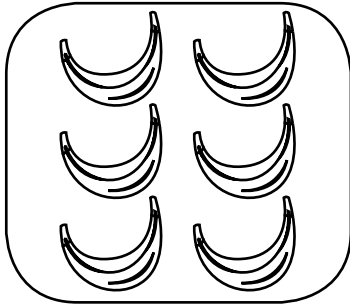
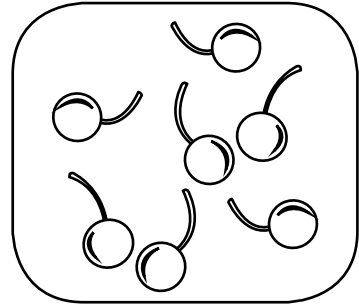
2 Draw 7 purple cars and 5 black cars.

COUNT AND MATCH








Write the missing numbers. Match to the pictures.



10



9




4

1

NUMBER SEQUENCE

1 Write the missing numbers.



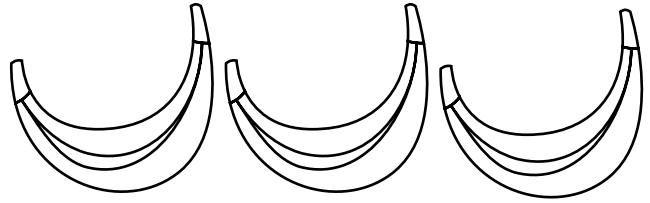
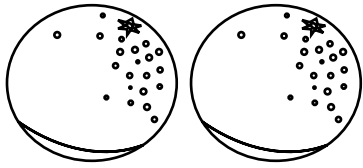


2 Join the dots.





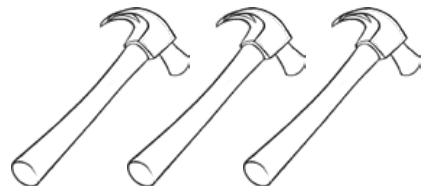
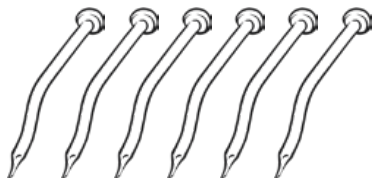


MORE AND LESS

1 Color the group that has **more** in each row.




2 Circle the group that has **less** in each row.

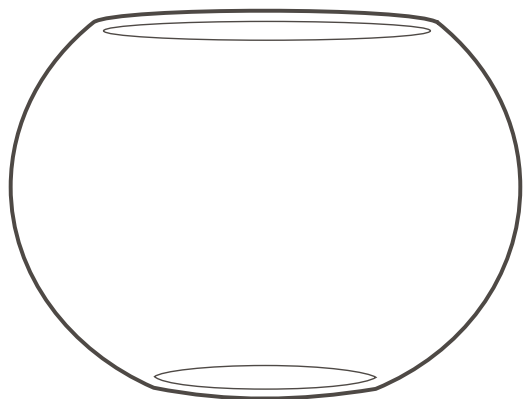



THE SAME

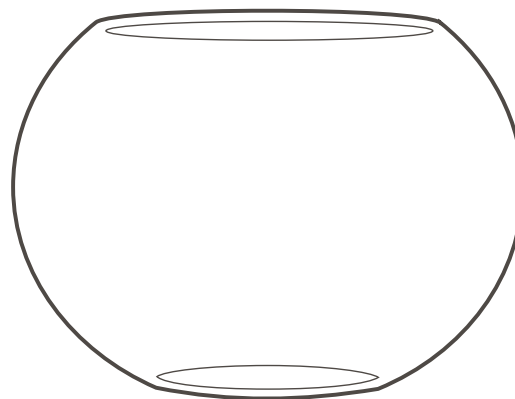
1 Draw the same number of dots.



2 Put the same number of fish in each bowl.




How many fish?



How many fish?

CURVED AND STRAIGHT

1 Color the shapes with straight sides pink, curved sides green.



2 Draw a shape

with straight lines.

with curved lines.

3 Trace.

curved *straight*

SHAPE SIDES







1 Complete. ✓ = yes ✗ = no

rectangle

triangle

circle

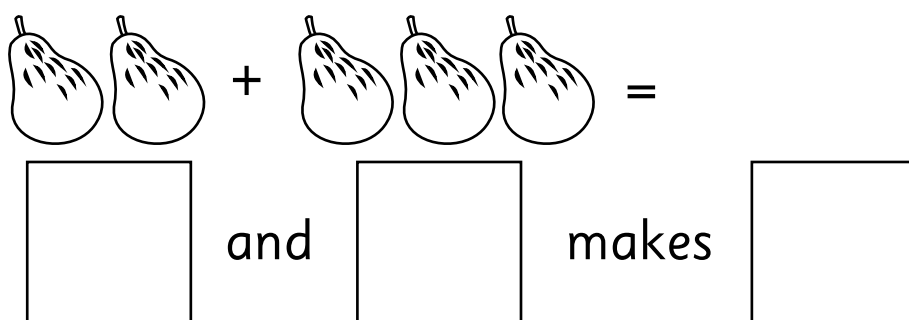
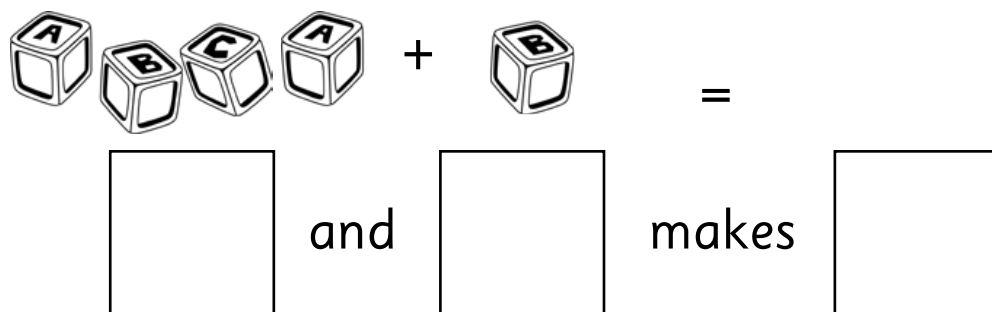
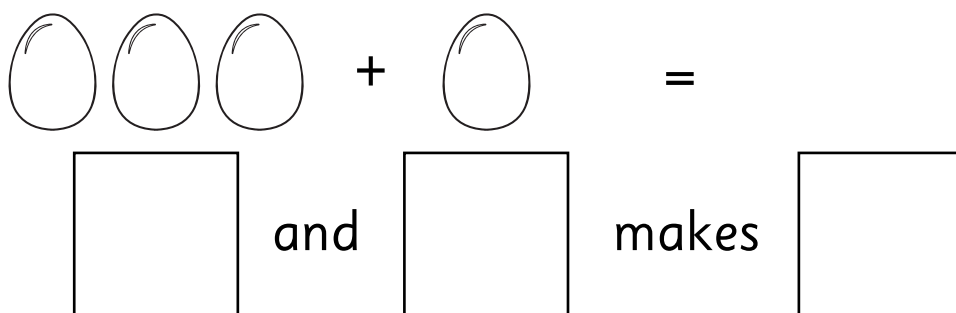

square

shape	name	straight sides? 	curved sides? 
	<i>square</i>	✓	✗
			
			
			

2 Draw a shape with 3 straight sides and 1 curved side.

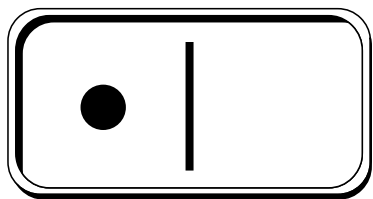
COUNT TO ADD

Count and add.




DRAW AND ADD

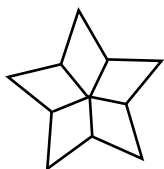
1 Draw, count, and find the total.



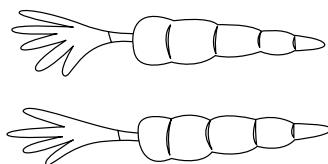
$$1 + 4 = \square$$



$$2 + 2 = \square$$

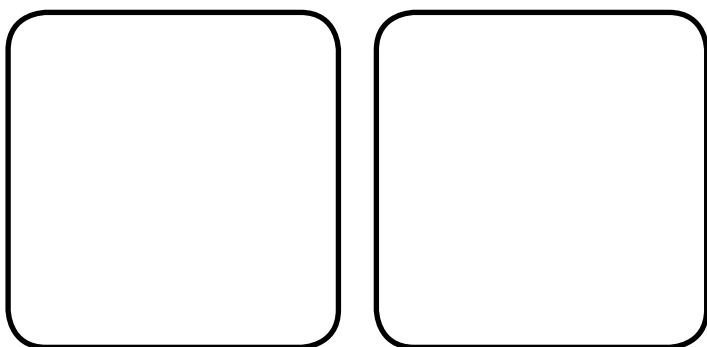


$$1 + 1 = \square$$

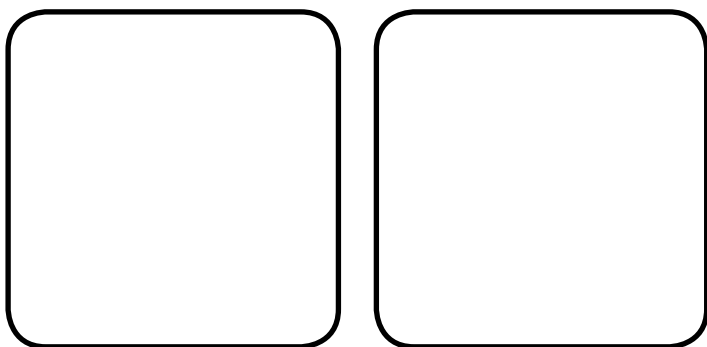


$$2 + 1 = \square$$

2 Draw two groups to make the total.



$$\square + \square = 5$$




$$\square + \square = 4$$


PICK A NUMBER

1 Pick a number between 6 and 10. Write it.


2 Is this your number? Circle yes or no.



yes no



yes no

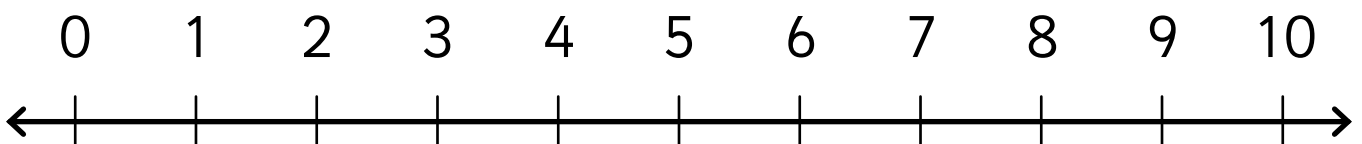


yes no

3 Draw your number in 3 ways.

4 Write your number word.

5 Circle your number.



DOC'S SHAPES

1 Read.

Doc has a box with lots of circles and lots of squares.
He picks out 3 shapes and puts them down in a line.
What 3 shapes could they be?



2 Underline the question.

3 Circle the shapes and numbers.

4 Make patterns. Draw the pictures.

--	--	--

--	--	--

--	--	--



--	--	--

5 I found _____ different ways to solve the problem.

WORD PROBLEMS 1



1 Mango has 3 bananas. Waldo has 2 bananas.



Draw.

How many  altogether?




2 Doc has 2 pencils. Dizzy has 1 pencil.



Draw.

How many  altogether?

PITSTOP ADDITION

You will need a die , counters , and a partner .



$2 + 2 = \longrightarrow 4 + 0 =$

$3 + 2 =$

$1 + 3 =$

$1 + 4 =$

$3 + 0 =$

$5 + 0 =$



$1 + 1 =$



$3 + 1 =$


$2 + 1 =$

$1 + 2 =$

$1 + 0 =$

$4 + 1 =$

$2 + 3 = \longleftarrow 2 + 0 =$



HOW TO PLAY

- 1 Both players put their markers on the 'Start'.
- 2 Take it in turns.
- 3 Each player solves the addition sum on the 'pitstop' they land on.
- 4 Check other's answers. Move back one place if you get it wrong.
- 5 The winner is the first to reach the 'Finish' line.

Get Ready for Grade 1

Number Lines

Online lesson: Lesson 25 – Number Lines 1-10

Worksheets: Number Line Match, Number Line Work

Length

Online lesson: Lesson 26 – Long and Short

Worksheets: Length Words, Match and Draw

Patterns

Online lesson: Lesson 27 – Patterns

Worksheets: Continue Patterns, Complete Patterns

Number Lines 2

Online lesson: Lesson 28 – Number lines 2

Worksheets: Count Forward and Back, Before and After

Weight

Online lesson: Lesson 29 – Heavy and Light

Worksheets: Weight Words, Compare Weights

Bonus

Poster: Measurement

Online: Driving Tests Early Number 9, Early Measurement 1-12, Early Patterns 1-3

Sheets: Scavenger Hunt, Bead Necklaces, Hefting

Game: Tall Towers



Measurement

small



big


tall



short



light



heavy




long



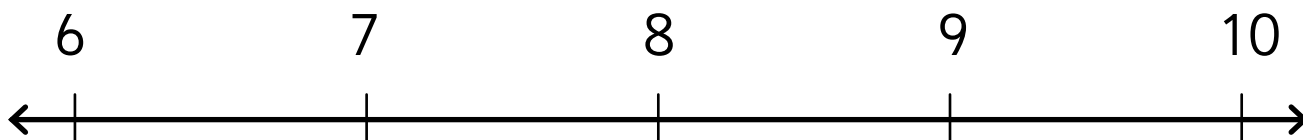



short

NUMBER LINE MATCH

1 Complete the number line.

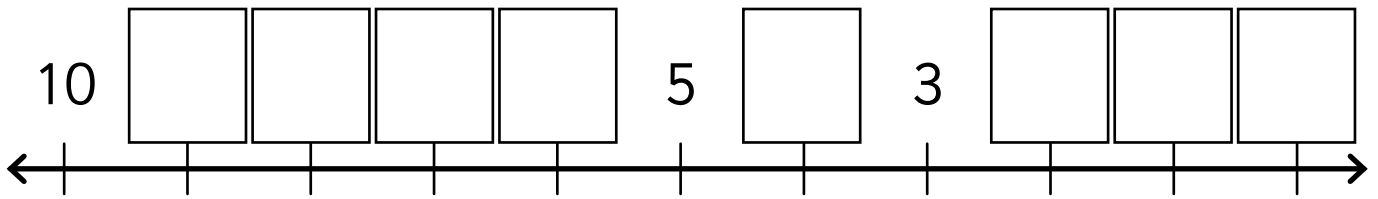


2 Count the dots. Join to the number line.

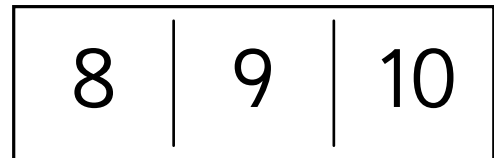
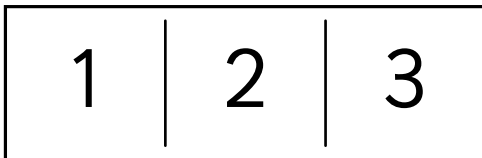
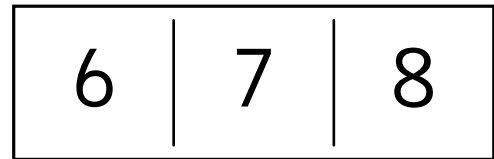
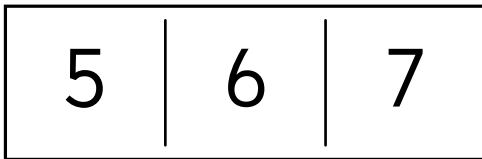


NUMBER LINE WORK

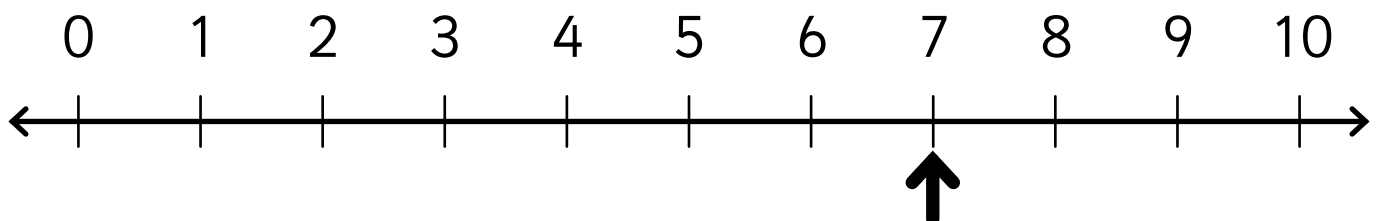
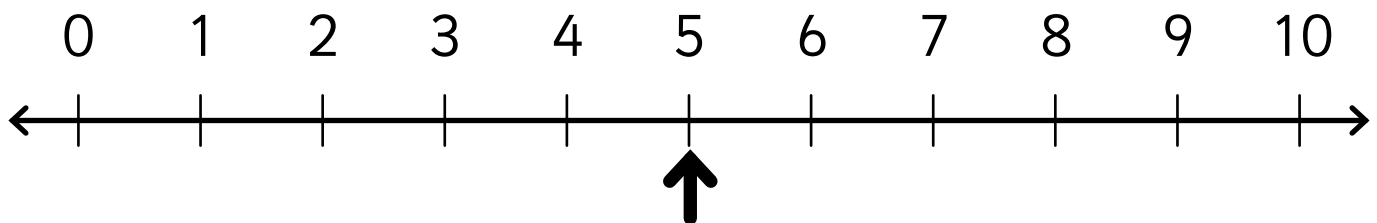
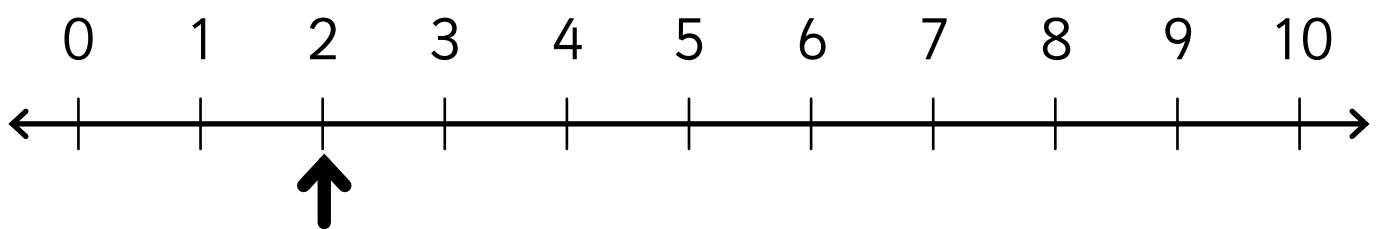
1 Complete the number line.



2 Join the pieces together.



3 Count forward 3 places. Circle the number.



LENGTH WORDS

1 Trace and write.


short

long



2 Match each picture to a word.



longer



shorter

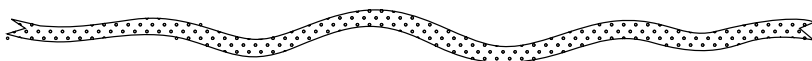


longer

shorter

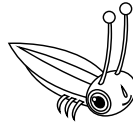

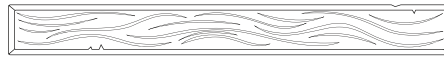
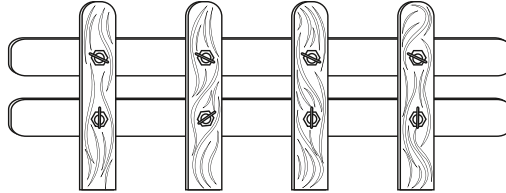
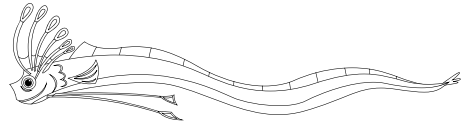
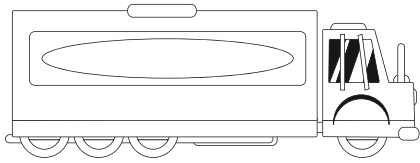


longer

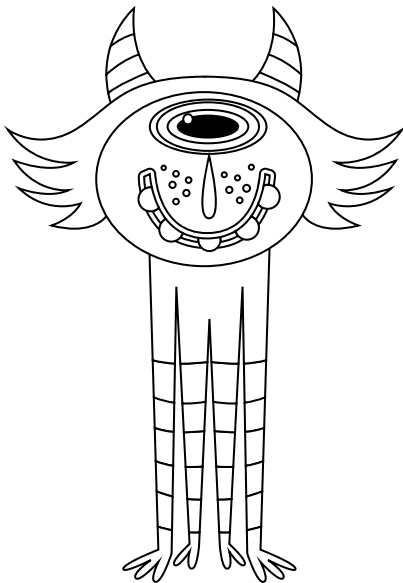


shorter

1 Join **long** things to Dizzy and **short** things to Doc.



2 Draw.



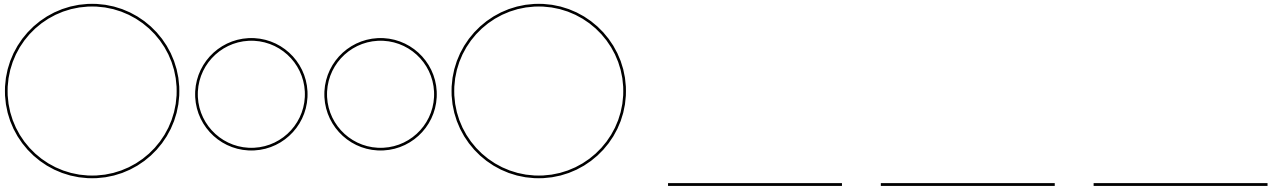
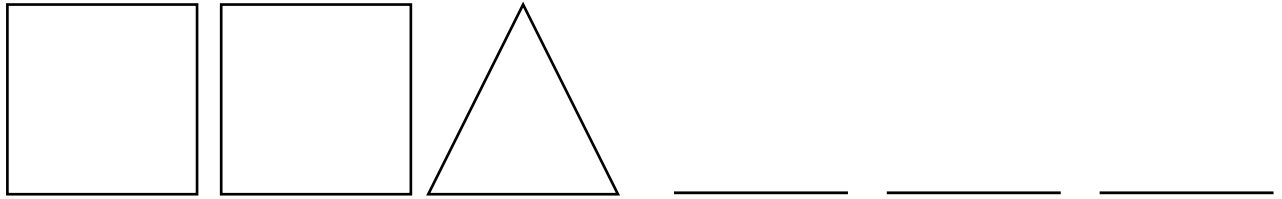
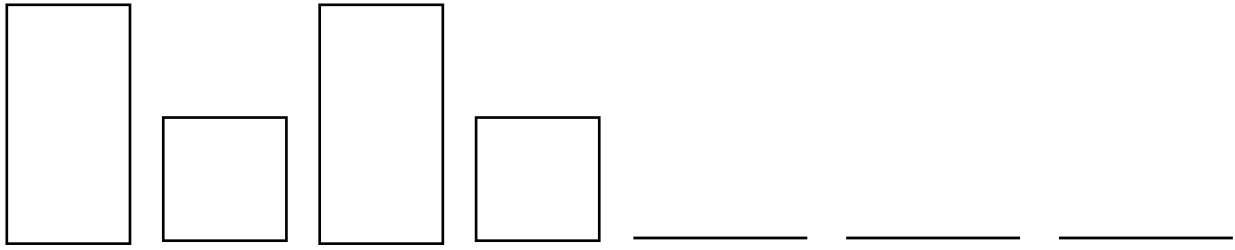
a shorter monster




a longer worm

CONTINUE PATTERNS

1 Draw the next three shapes in each row.

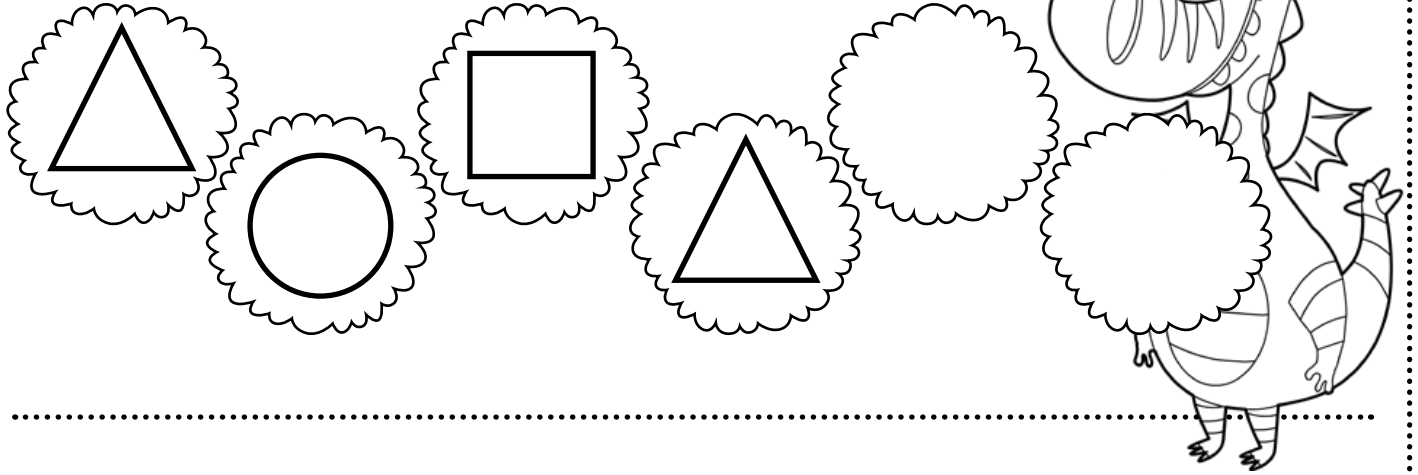


2 Draw the next three things in each pattern.

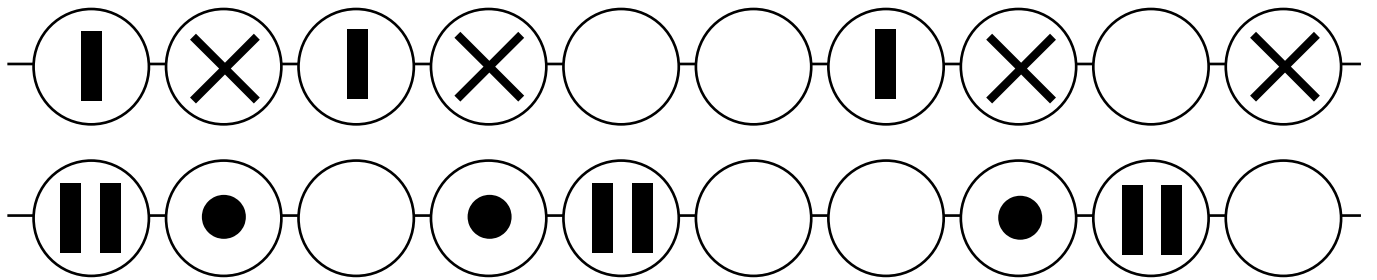


COMPLETE PATTERNS

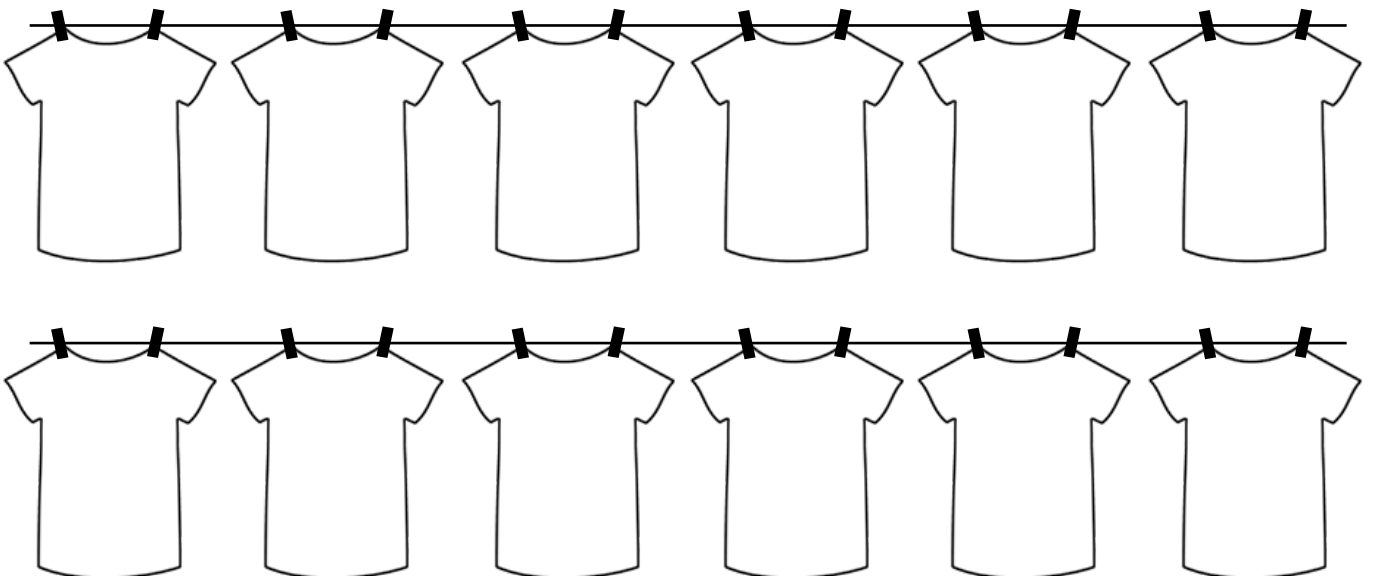
1 Complete Dizzy's pattern.



2 Draw in the missing beads.

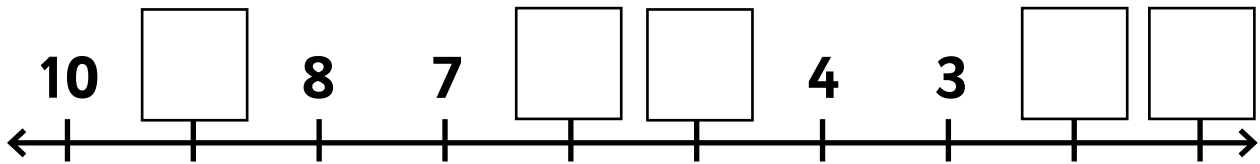
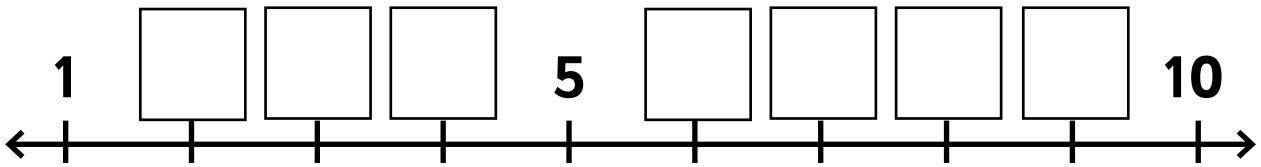

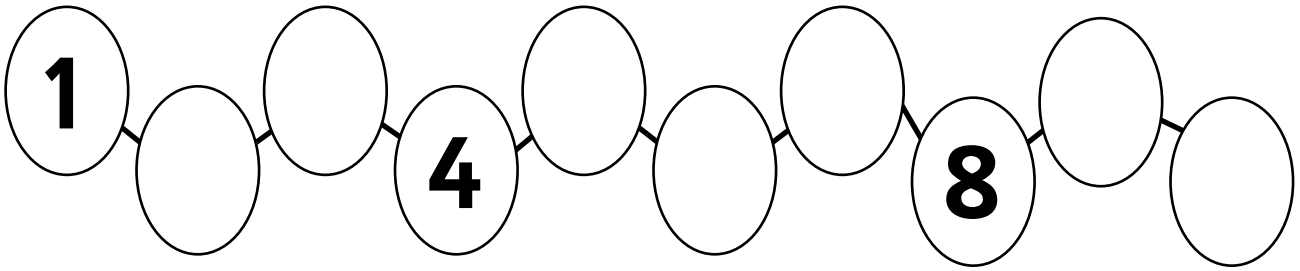


3 Color these shirts to make a pattern.


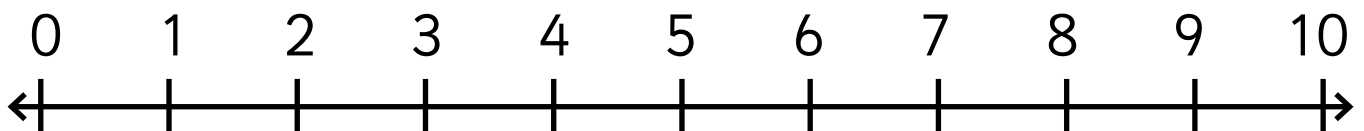



COUNT FORWARD AND BACK

1 Complete each number line.



2 Join each dot pattern to its number.

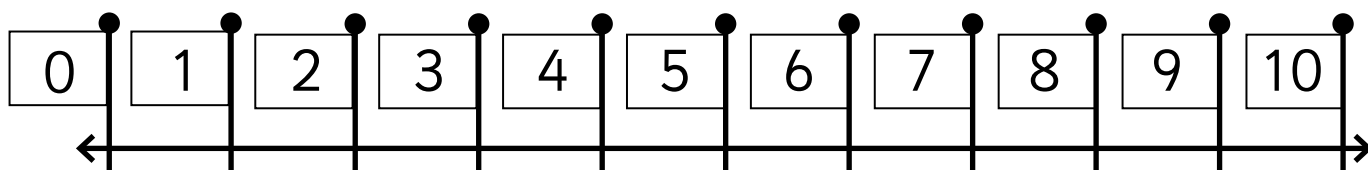


BEFORE AND AFTER

1 Color the number.

before 3.

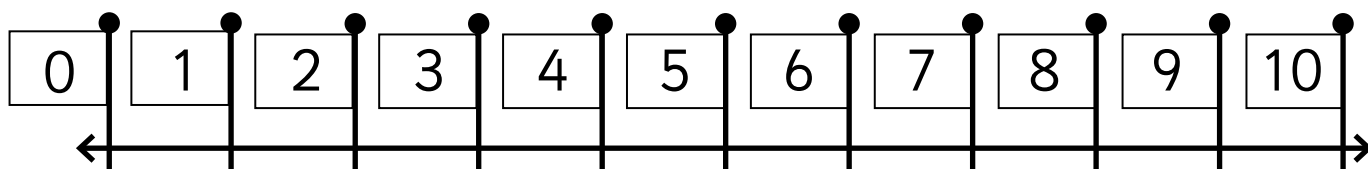
after 7.



2

before 7.

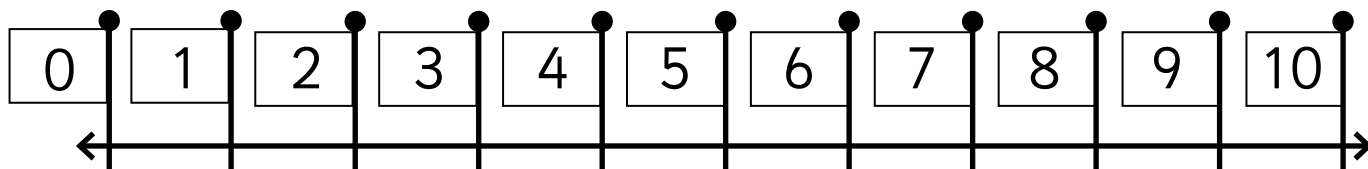
after 9.



3

before 10.

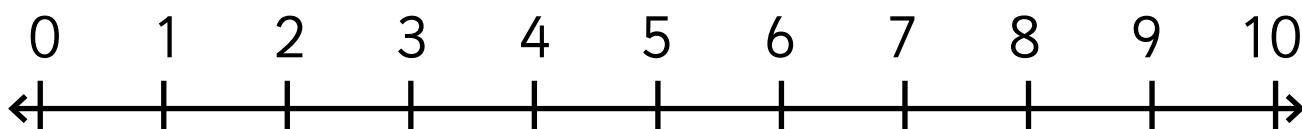
after 2.



4 Circle the number.

before 5.

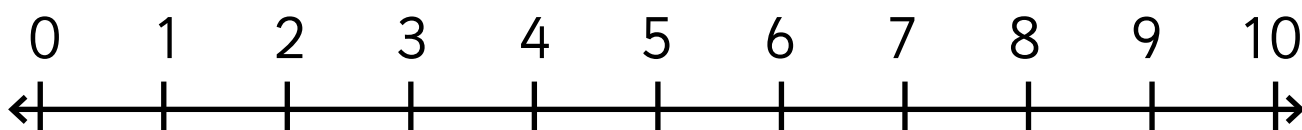
after 9



5

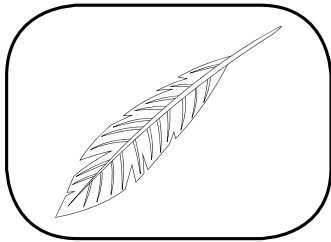
before 9.

after 4





WEIGHT WORDS

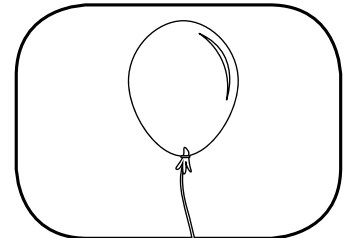

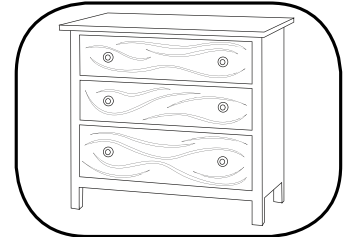
1 Match each picture to a word.



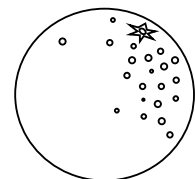
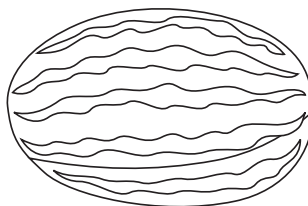


heavy



light



2 Match each picture to a word.




lightest

heavier


heaviest

COMPARE WEIGHTS

1 Draw.

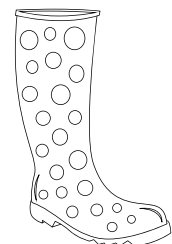
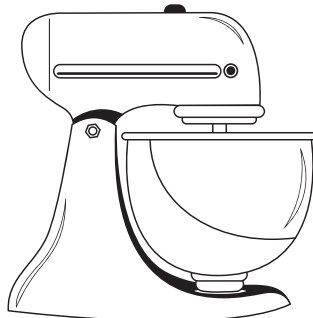





a heavier thing



a lighter thing

2 Circle the **heavier** thing in each pair.
Color the **lighter** thing.



SCAVENGER HUNT


Find 3 things that are taller than you.
Find 3 things that are shorter than you.
Complete. Draw or write.



taller	shorter

1 Read.

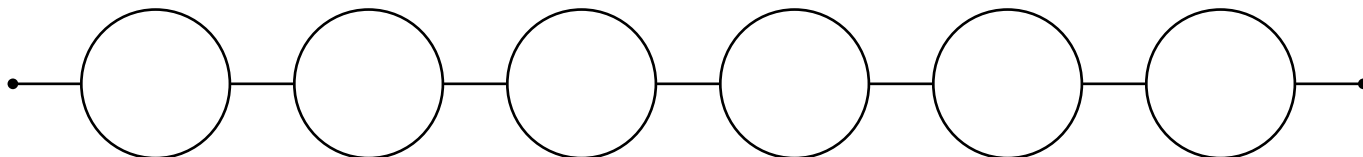
Ruby is making a bead necklace.
Some beads are red, some are green, and some are yellow.



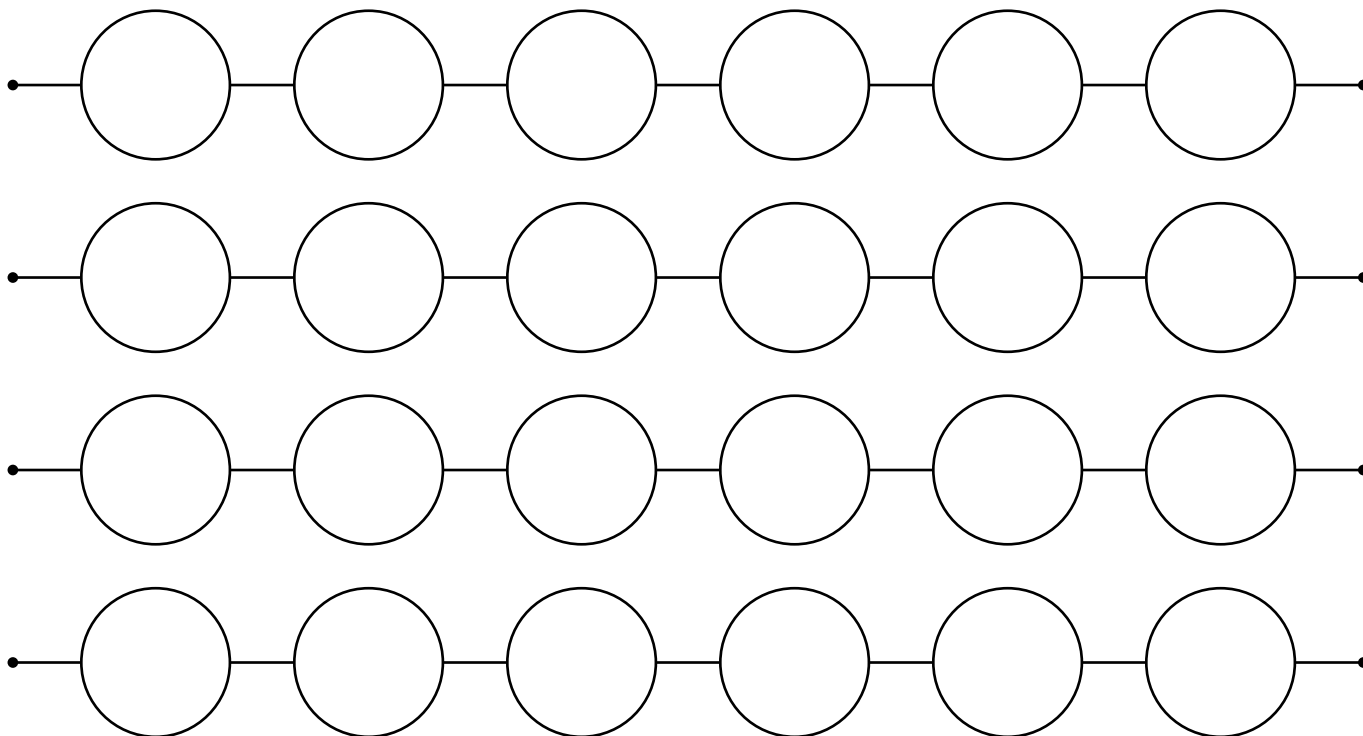
What could Ruby's necklace look like?

2 Underline the question. **3** Circle the facts.

4 Make patterns. Color the beads.

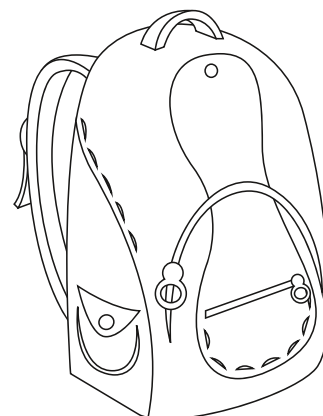
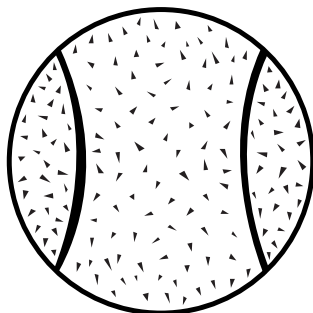








5 Draw some different ways to solve this problem.



6 I found _____ different ways to solve the problem.

Hold each pair of things in your hands.
Can you feel which one is heavier?
Color the heavier object in each pair.



You will need cubes , dice , and a partner 😊.

- 1 Roll the dice and pick up the same number of cubes.
- 2 After 3 turns stack your cubes into a tower.
The tallest tower wins. Play 2 more games.

OR

You can make a line of cubes and compare lengths.
The longest tower wins. Play 2 more games.

	Winner
Game 1	
Game 2	
Game 3	

