



Activities
between
Years
1 and 2



Reading **eeggs**

SUMMER

FUN PACK



www.readingeggs.com



Reading



GREAT WORK!



Reading



WHEEEEE!



Get Ready for Year 2

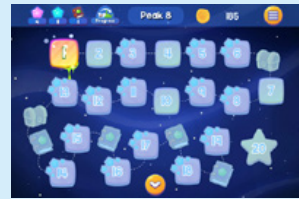
Reading skills focus

- Hear and identify the sounds **sh**, **ch**, **th**, **ng**, and match each sound to its letters.
- Practise breaking a word into its sounds, then blend the sounds to read the word.
- Understand that sometimes 2 letters can make one sound called a digraph.
- Read and write the word **them**.

Online

Fast Phonics Peak 8

- Letters and sounds focus: **sh**, **ch**, **th**, **ng**
- Learn about digraphs.
- Split a word into its sounds for spelling.
- Read high frequency and tricky words – **look**, **than**, **then**, **that**, **them**, **you**, **we**
- Fast recall of the words: **cash**, **chin**, **fish**, **for**, **he**, **her**, **his**, **king**, **long**, **me**, **moth**, **my**, **ring**, **shell**, **shop**, **sing**, **that**, **them**, **thick**, **this**, **we**, **wing**, **with**
- Read 4 books and answer questions to build comprehension.



Worksheets


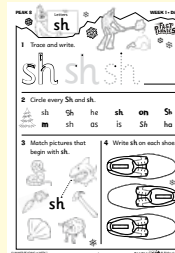
Letters **sh**; Letters **ch**

Beginning sounds; Letters **th**

Letters **ng**; Beginning and end sounds




Word **them**; Syllables

Making words; Making CVC and CVCC words



Bonus pages

- Write the words
- Captions
- Alien space race
- Reading record *Fish for Kit*



Additional Reading Eggspress library books

1 Go to Library

2 Search for titles



- *Going Fishing*
- *The Long Red Coat*
- *You Cannot Run, Yasin!*
- *Diggers*

Sound Chart

sh



shell

ch



chicken

th





thumb

ng



ring



1 Trace and write.



2 Circle every Sh and sh.



sh

Sh

he

sh

on

Sh

m

sh

as

is


Sh

ha

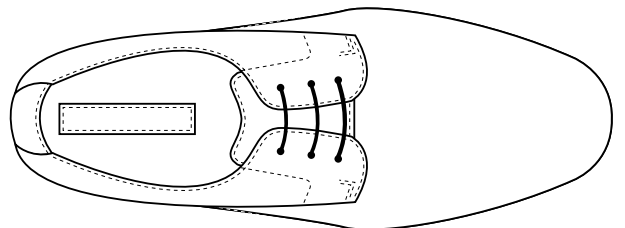
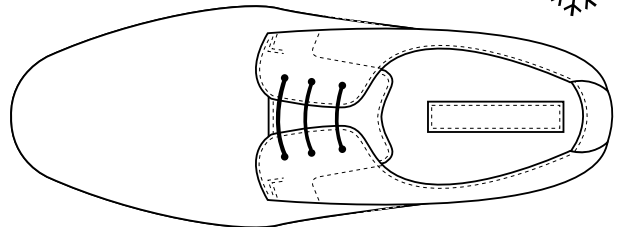
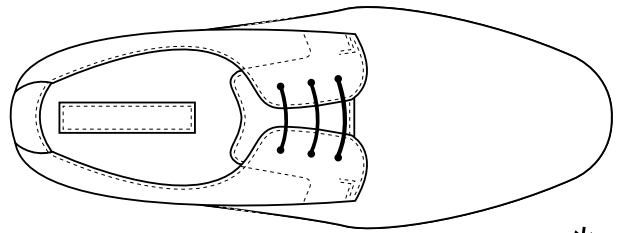
3 Match pictures that begin with sh.




sh




4 Write sh on each shoe.





Letters
ch



1 Trace and write.





2 Circle every **Ch** and **ch**.


he	ch	ca	ch	ha	ch
Ch	sc	ch	ck	sh	Sh


3 Colour the picture in each row that begins with **ch**.

ch



4 Write **ch**
on every
cherry.





Beginning sounds


1 Match each picture to its beginning sound.







sh



ch



2 Colour the end sound.



sh ch

sh ch

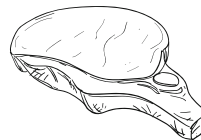
sh ch

sh ch

3 Unjumble the letters. Write each word.



e sh d




p o ch



n i ch




ll sh e



Letters

th



FAST PHONICS

1 Trace and write.

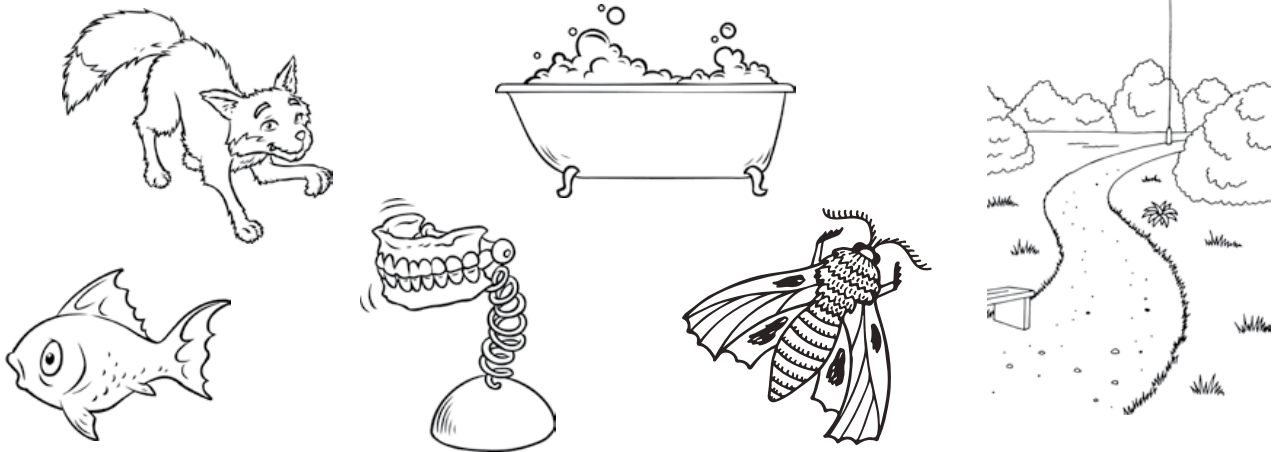


2 Circle every th.

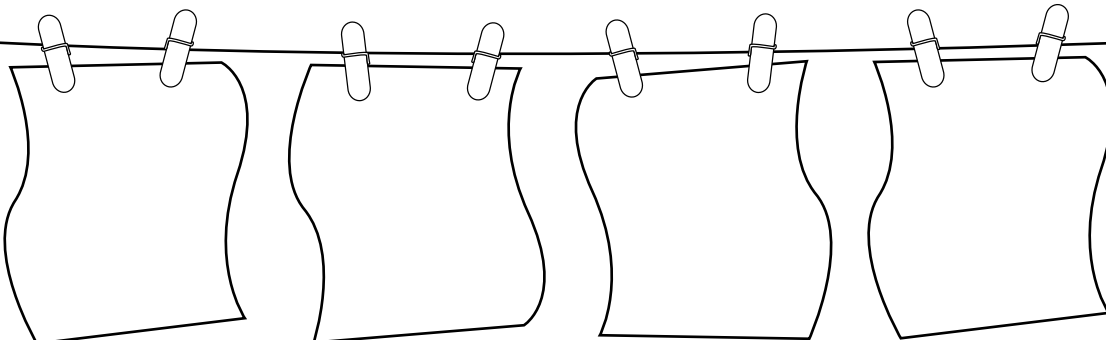
sh th ch th it sh
th at th ck ch th



3 Colour the things that end in th.





4 Write th on each cloth.





Letters
ng

1 Trace and write.





2 Circle every ng.



ch

no

ng

ck

ng

ug

ag

ng

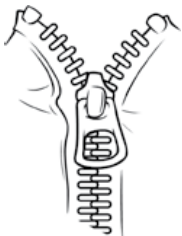
sh

ng

on

go

3 Match pictures that end with ng.




ng




4 Write ng on the icing.






Beginning
and end
sounds




1 Colour the end sound.



ch sh

th ng



ch sh

th ng



ch sh

th ng



ch sh

th ng

2 Write the missing end sound.



ri _____



di _____



mo _____



wi _____

3 Circle the word that has the sound.

ng

ran

sing

bug

th

rat

ten


then

ch

hat


chat

cap

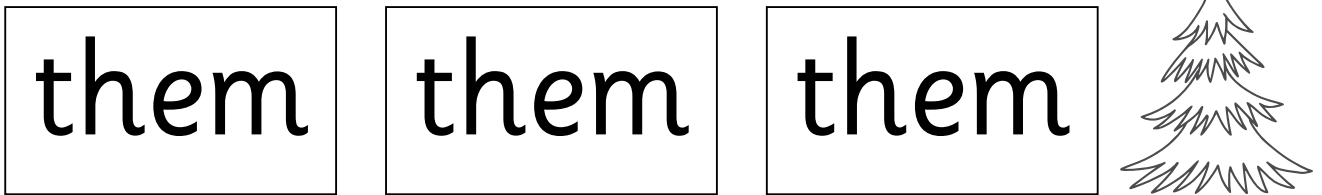


Word
them

1 Make a rainbow  word.



2 Read them 3 times.




3 Find them.

them	met	them	him	the
yet	them	he	<i>them</i>	me
them	man	let	men	them

4 Write.





- 1 Read the word.
- 2 Colour how many syllables.
- 3 Draw the picture.


shell



1

2

chicken



1

2

lemon



1

2

moth



1

2

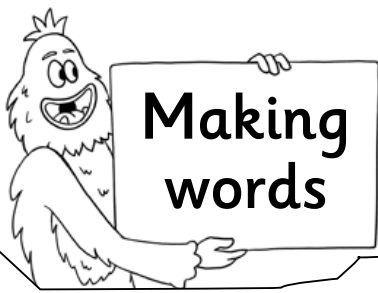
picnic




1

2





Making words



1 Say the word. Colour its beginning, middle, and end sound. Write the word.



s r a i sh ng



sh th u i p g



m n a o ch th

2 Complete each word. Join to a picture.

ng ch th sh


_____ ell

_____ icken

ki _____

too _____





1 Make CVC and CVCC words using these letters.
Circle the real words.

consonants

ch sh th ng n r p m

vowels

a e i o u

--	--	--

--	--	--



--	--	--

--	--	--

--	--	--

--	--	--



--	--	--

--	--	--





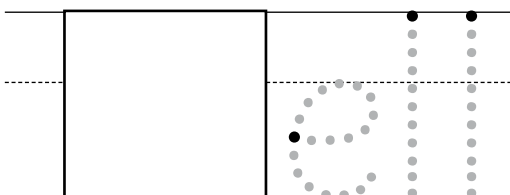
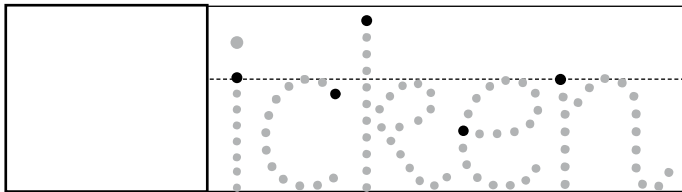
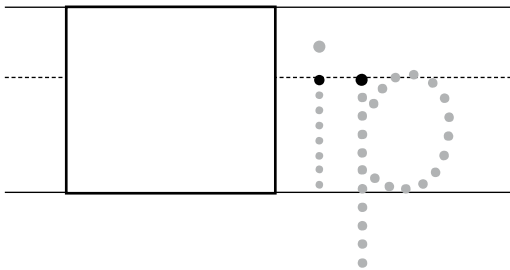
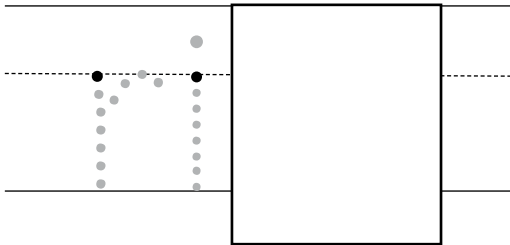
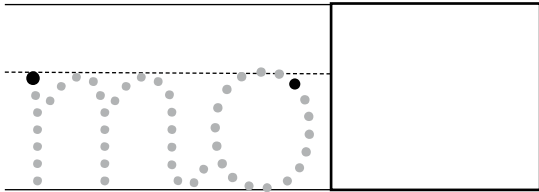
Write the words



1 Write the missing letters.

2 Join to a picture.

sh ch th ng





Captions




1 Trace. Copy.

such big wings


2 Trace. Copy. Draw a picture.



children's snow sled



Game



Alien space race

You will need: a pencil, a timer, and a partner.

How to play

- 1 How many words can you read out loud in 1 minute?
Get your partner to time you.
- 2 Start from the alien. Finish at Furball.
- 3 Cross out each word you can read. ~~and~~

START

them

into

look

I

with

to

and

you

that

no

the

then

go

my

we

FINISH

I read _____ words.

BONUS READING RECORD



Book
**Fish for
Kit**



**FAST
PHONICS**

Name _____

Age _____

Page	Text	Errors	Self-correction Meaning/structure/visual clues
2	Peg is in a rush to get to the shop.		
3	She has to get a fish for her cat, Kit.		
4	Has she got cash?		
5	Yes. Peg has cash in her pocket.		
6	Has she got a bag? Yes. She picks it up.		
7	Jacket on. Off to the fish shop.		
8	Peg runs. She cannot chat. Rush, rush!		
9	Peg gets to the shop. She sees it is shut. No fish for Kit.		
		Results	

Additional comments/observations

Signed _____ Date _____

Get Ready for Grade 2

Reading skills focus

- Hear and identify the sounds **ai**, **ee**, **igh**, **oa**, and match each sound to its letters.
- Practise breaking a word into its sounds, then blend the sounds to read the word.
- Read some more long vowel digraphs.
- Read and write the word **along**.

Online

Fast Phonics Peak 9

- Letters and sounds focus: **ai**, **ee**, **igh**, **oa**
- Split a word into its sounds for spelling.
- Read high frequency and tricky words – **along**, **but**, **if**, **its**, **me**, **oh**, **out**
- Fast recall of the words: **along**, **boat**, **coat**, **feel**, **feet**, **foal**, **goat**, **he**, **her**, **light**, **me**, **nail**, **rain**, **right**, **road**, **see**, **she**, **soap**, **teeth**, **toad**, **we**
- Read 4 books and answer questions to build comprehension.

Worksheets

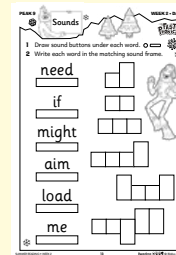

Letters **ai**; Letters **ee**

Middle sounds; Letters **igh**

Letters **oa**; Middle sounds




Word **along**; Sounds

Making words; Read. Draw. Write.



Bonus pages

- Write the words
- Captions
- Crossword
- Reading record *King Rex*



Additional Reading Eggspress library books

1 Go to Library

2 Search for titles



- *Max has a Bad Night*
- *Feeding at Night*
- *At the Fun Fair*
- *Meet Jim!*

Sound Chart

ai



rain

ee



leek

igh

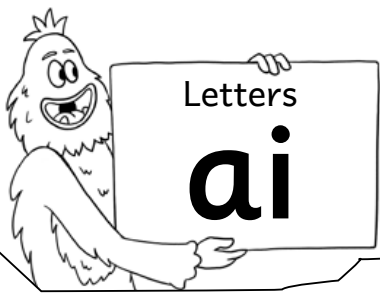


night

oa




goat




Letters

ai



FAST PHONICS

1 Trace and write.



2 Circle every ai.



at

ai

in

as

ai

if

ai

of

ai

it





am

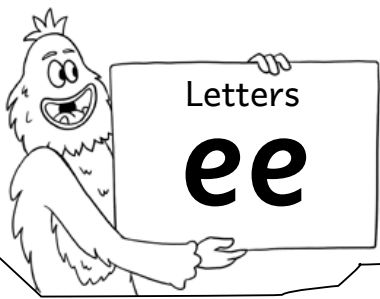
ai

3 Circle the pictures that have the ai sound.


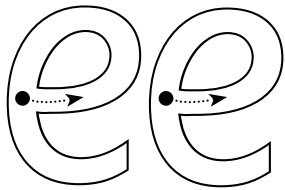


4 Write ai on each snail.







1 Trace and write.







2 Circle every ee.


ai	ee	en	et	ee	ell
ee	ed	ee	eg	em	ee

3 Colour the picture in each row that has ee.



4 Write ee on each wheel.





Middle sounds

1 Match each picture to its middle sound.

ai

ee

2 Colour the middle sound for each picture.

ai

ee

ai

ee


ai

ee


ai

ee

3 Write the missing letters. Read each word.




m _____ l




sh _____ p



r _____ n




j _____ p



Letters
igh

1 Trace and write.



2 Circle every igh.

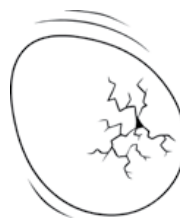

go get igh ch ai igh
hit igh hi igh th igh

3 Colour the picture in each row that has igh.


igh




igh



4 Write igh
under each
bright light.





1 Trace and write.



2 Circle every oa.



ee

oa

on

at

oa

igh

oa

as


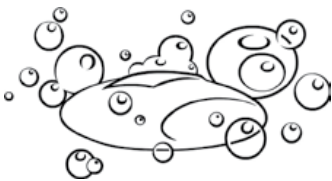
no

oa

an

oa





3 Match pictures that have oa.




oa




4 Write oa on each boat.






Middle sounds



1 Colour the middle sound.



ai ee

ai ee

ai ee

ai ee

igh oa

igh oa

igh oa

igh oa

2 Write the missing letters. Match to a picture.



ai ee igh oa


t _ _ th

s _ _ l

t _ _ d


n _ _ t





Word
along

1 Make a rainbow  word.



along

2 Read **along** 3 times.


along

along

along

3 Find **along**.


long	and	along	song
along	rang	an	along
wing	along	load	coal



4 Copy.

run along the road





Sounds



1 Draw sound buttons under each word. ○ —



2 Write each word in the matching sound frame.



need

□ □ □ □ □ □

if

□ □ □ □

might

□ □ □ □ □ □ □ □

aim

□ □ □ □ □ □ □ □ □ □

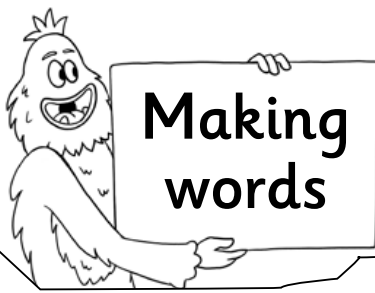
load

□ □ □ □ □ □ □ □ □ □ □ □


me

□ □ □ □ □ □ □ □ □ □ □ □





Making words



1 Say the word. Colour its beginning, middle, and end sound. Write the word.




b p ee ai c s



th ch igh ai m n

1+1=2 ✓

r m igh ee d t



h t ai oa n d

2 Join the letters to make the word.



r ee t
g oa p



r igh c
l ai t



f igh t
h ee l




m ai l
n oa t



p oa t
b ai l



r ee t
b ai n



1 Read the words. Draw the picture.


This sheep can sail a boat.

2 Look at the picture. Write a sentence.

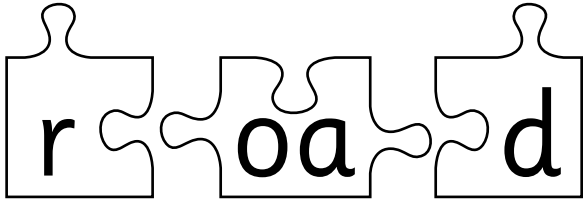


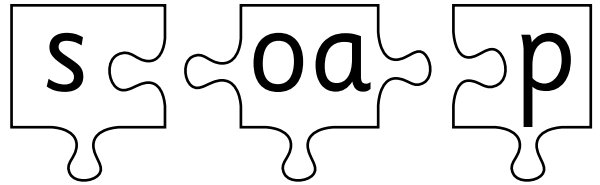



Write the words

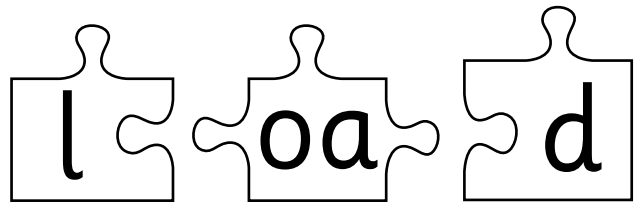


1 Join the puzzle pieces. Write each word.











2 Look at the picture. Write the word.







Captions



1 Trace. Copy.

o n l o w b y b o o

Blank handwriting lines for copying the words from the first section.

2 Trace. Copy. Draw a picture.



g o l d s o n t h e t r o o t

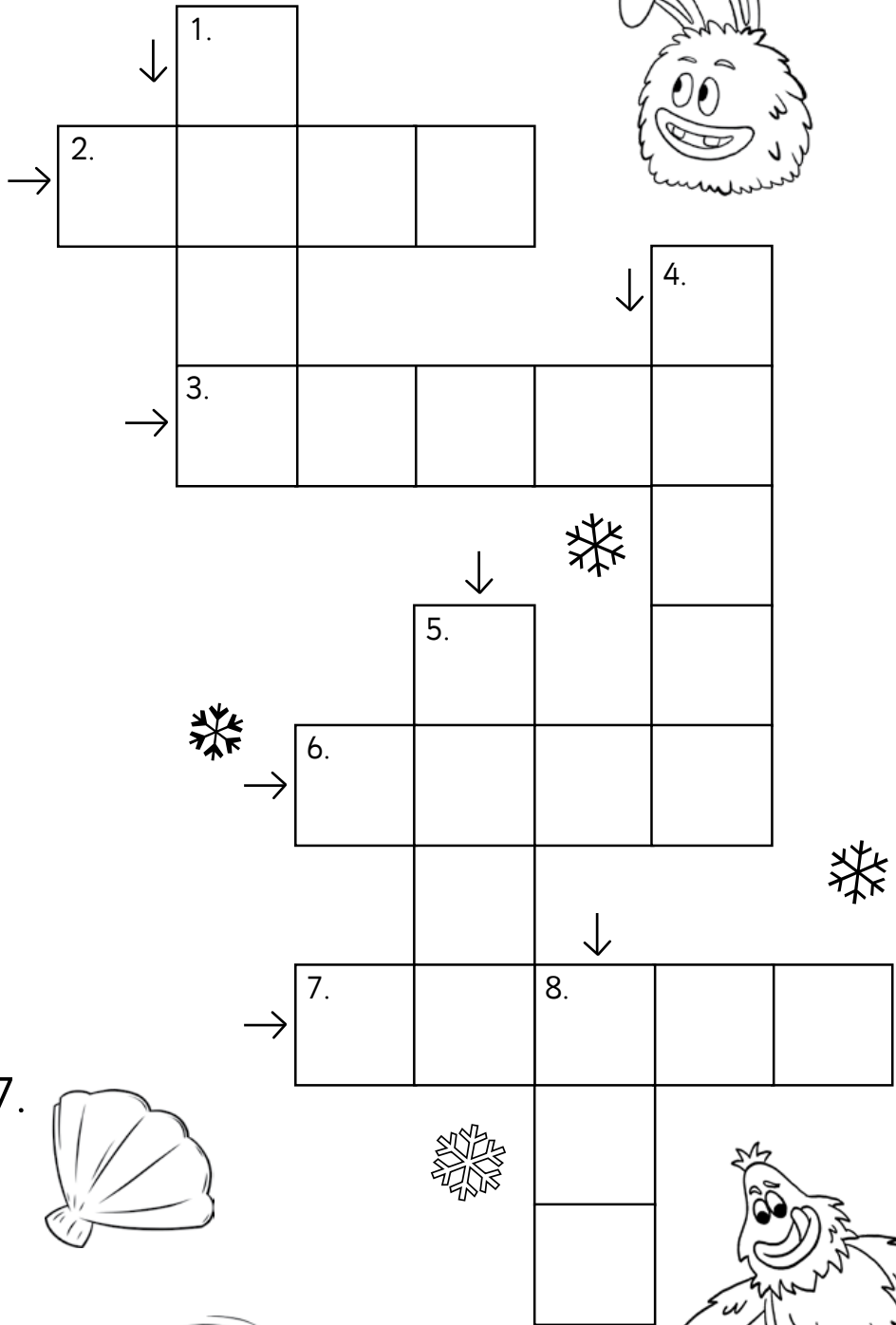
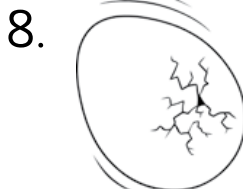


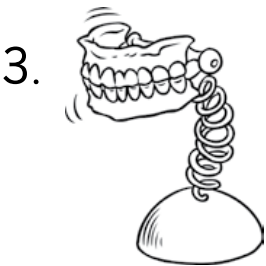

Blank handwriting lines for copying the words from the second section.

Large empty rectangular box for drawing a picture related to the words 'golfs on the root'.

Game

Crossword

Use the pictures to solve the crossword.



BONUS READING RECORD



Name _____

Age _____

Page	Text	Errors	Self-correction Meaning/structure/visual clues
2	King Rex is sad. He is not well.		
3	Nell rings the bell. Ring, ring!		
4	"I am Nell. I can sing you a song. You will get well."		
5	The king tells Nell to sing her song.		
6	Nell sings a long song. King Rex has a nap. Zzzzzzzz.		
7	"Do not sing a long song, Nell. I cannot hum along."		
8	Nell sings a quick song for the king. Rush, rush!		
9	King Rex is not sad. He hums and hums. Nell can see that he is well!		
		Results	

❄️ Additional comments/observations

Signed _____ Date _____